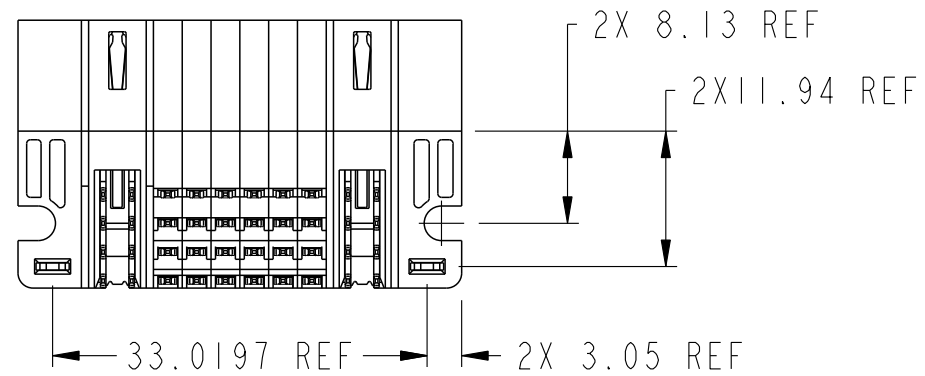
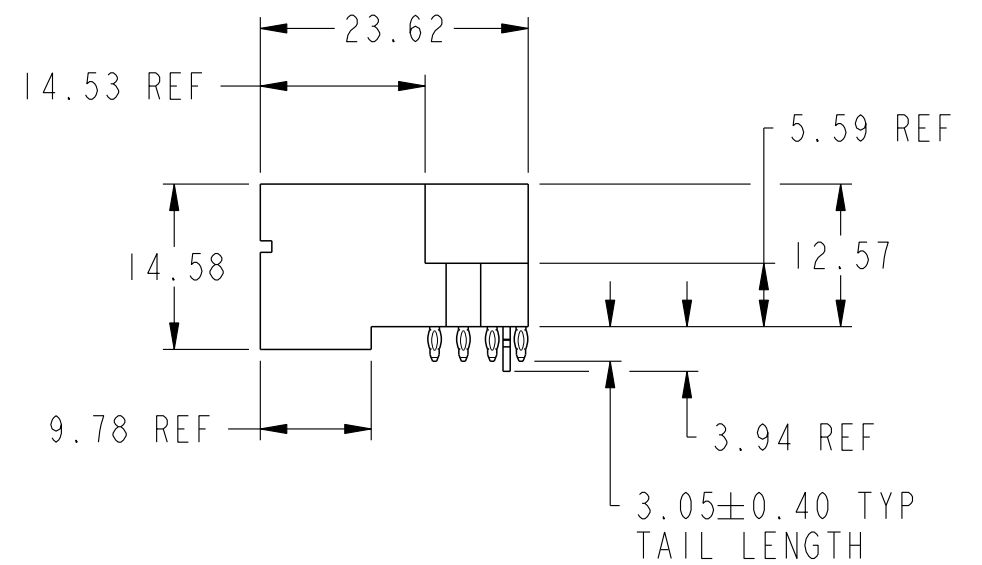
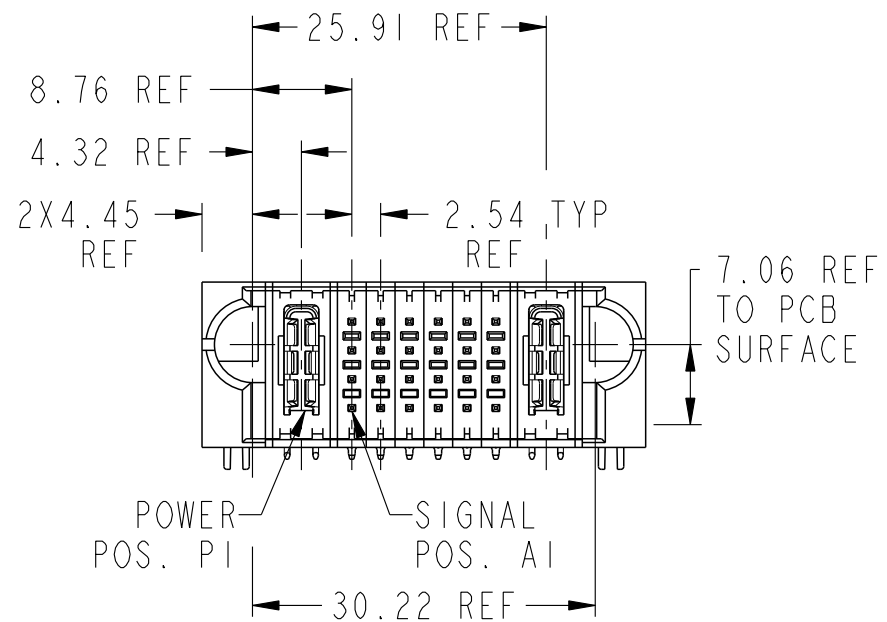
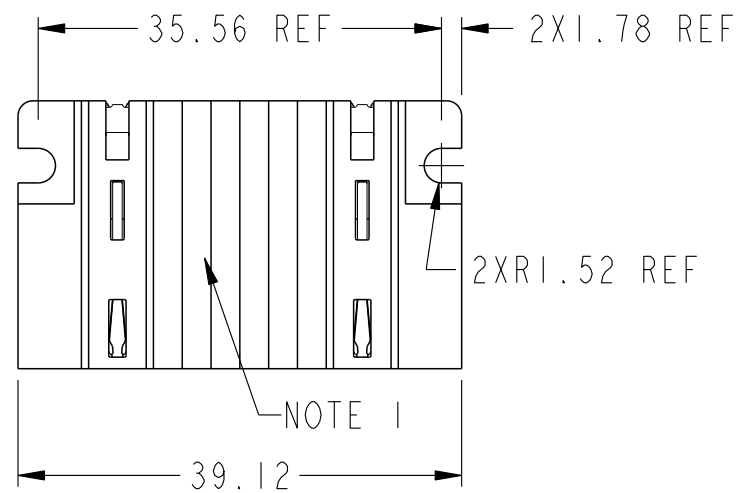


PART NUMBER 10106263-2006001LF

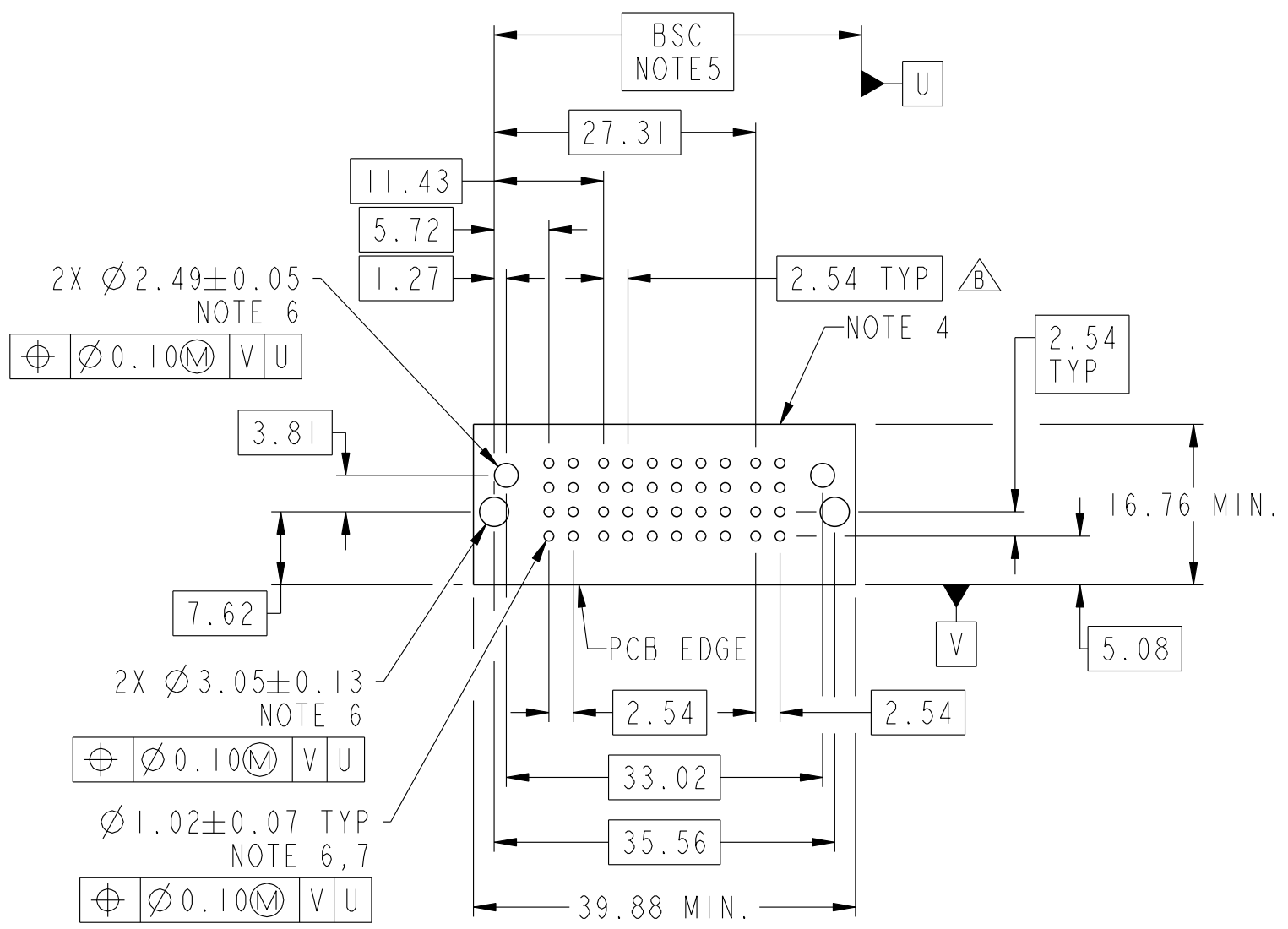


spec ref *	dr	Peng-Bing Fu	2012/02/06	projection	MM	size	A3	scale	3:2	
tolerance std	eng	Zhen-Hua Liu	2015/10/14			ecn no	ELX-DG-22145-1	rel level	Released	
ASME Y14.5	chr	Fancy Zhang	2015/10/16							product family
TOLERANCES UNLESS OTHERWISE SPECIFIED	appr	Pei-Ming Zheng	2015/10/16			title	IHP + 24S + IHP		rev	C
surface	linear	0.X	±0.5	www.fci.com	cat. no.	10106263-2006001		Product - Customer Drw		sheet 1 of 3
ASME Y14.5	angular	0°	±2°	PDS: Rev :C		STATUS:Released		Printed: Oct 19, 2015		



Copyright FCI.

PRODUCT NO.	ROWS	POWER		SIGNAL						POWER	
		E1	P1	1	2	3	4	5	6	P2	E2
10106263-2006001LF	DCBA	HA	HE	SD	SD	SD	SD	SD	SD	HE	HA



CODE	DESCRIPTION
HA	METAL HOLD DOWN
HE	STD HIGH POWER CONTACT (3.05)
LB	LMFB SIGNAL CONTACT, ROW B (3.05)
SA	STD SIGNAL CONTACT, ROW A (3.05)
SB	STD SIGNAL CONTACT, ROW B (3.05)
SC	STD SIGNAL CONTACT, ROW C (3.05)
SD	STD SIGNAL CONTACT, ROW D (3.05)

dr	Peng-Bing Fu	2012/02/06	projection	MM	size	A3	scale	3:2
eng	Zhen-Hua Liu	2015/10/14			ecn no	ELX-DG-22145-1		
chr	Fancy Zhang	2015/10/16	product family	PwrBlade+	rel level	Released		
appr	Pei-Ming Zheng	2015/10/16			title	IHP + 24S + IHP	dwg no	10106263-2006001
www.fci.com		cat. no.	Product - Customer Drw		sheet 2 of 3			

Copyright FCI.

NOTES:

- 1) "FCI", PART NUMBER AND DATE CODE TO BE MARKED ON THIS SURFACE.  
THE P/N CAN BE OMITTED IF THERE IS NOT ENOUGH SPACE ON THIS SURFACE.
- 2) MATERIALS:  
-HOUSING - GLASS FILLED WITH HIGH TEMP THERMOPLASTIC, UL94V-0.  
-SIGNAL CONTACT - COPPER ALLOY.  
-POWER CONTACT - HIGH CONDUCTIVITY COPPER ALLOY.
- △ 3) PLATING SPECIFICATION : 10116351
- 4) DENOTES CONNECTOR KEEP OUT ZONE.
- 5) DATUM AND BASIC DIMENIONS WERE ESTABLISHED BY CUSTOMER.
- 6) ALL HOLE DIAMETERS ARE FINISHED HOLE SIZES.
- 7)  $1.15 \pm 0.025$ MM DRILLED HOLE PLATED WITH 0.00762MM MIN Sn  
OVER 0.0254-0.0762MM Cu PLATING TO ACHIEVE A  $1.02 \pm 0.07$ MM HOLE.
- △ 8) PRODUCT SPECIFICATION : GS-12-658.  
APPLICATION SPECIFICATION : GS-20-141.  
PRODUCT PACKAGE SPECIFICATION :GS-14-1502.
- 9) A △ SYMBOL WILL BE NEXT TO ANY DIMENSION, VIEW, OR NOTE WHICH HAS BEEN MODIFIED WITH THE CURRENT DRAWING REVISION



Copyright FCI.

dr	Peng-Bing Fu	2012/02/06	projection 	MM 	size	A3	scale	3:2
eng	Zhen-Hua Liu	2015/10/14			ec n no	ELX-DG-22145-1		
chr	Fancy Zhang	2015/10/16			product family	PwrBlade+	rel level	Released
appr	Pei-Ming Zheng	2015/10/16						
		title			IHP + 24S + IHP	dwg no		10106263-2006001
www.fci.com		cat. no.			Product - Customer Drw		sheet 3 of 3	
					rev		C	