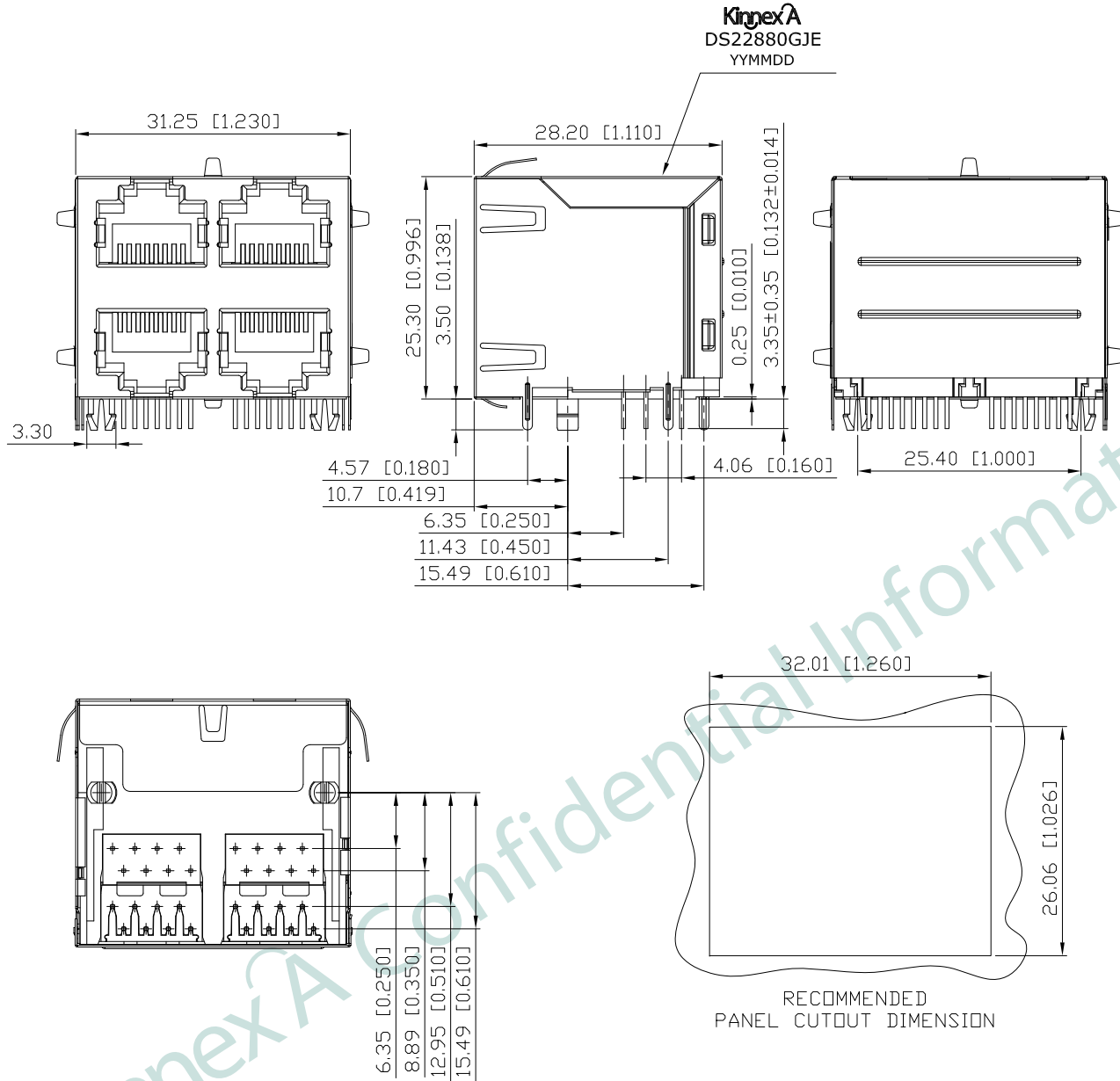


1. MECHANICAL DIMENSIONS :



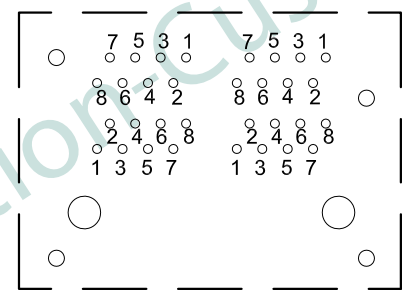
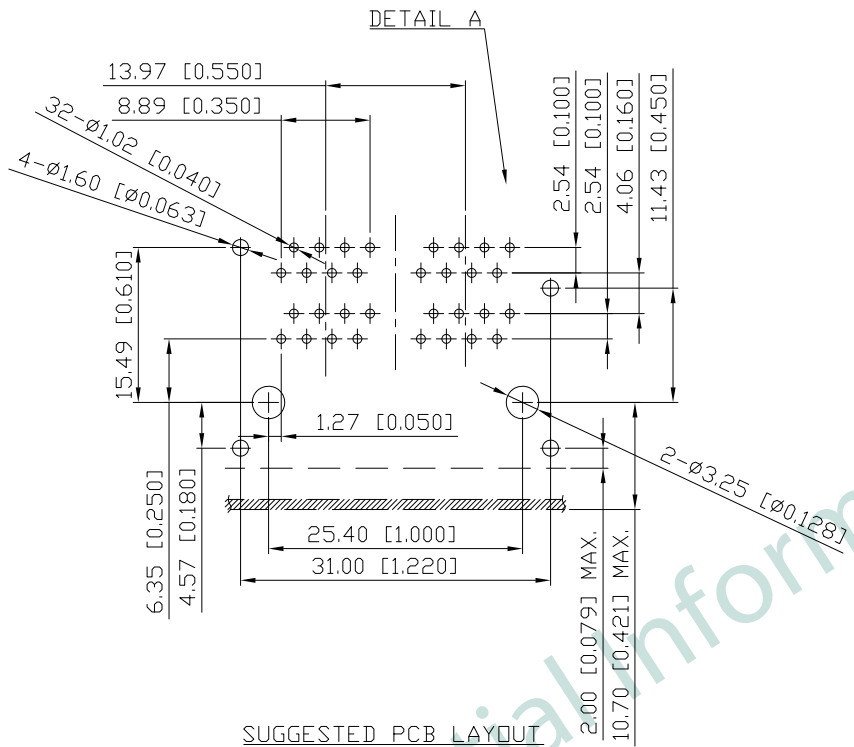
REV.	DATE	DESCRIPTION
01	Apr. 17 '19	1st RELEASE

NOTES:

- MATERIAL:  
HOUSING: HIGH THERMOPLASTIC, UL94V-0, BLACK  
CONTACTS: T=0.35\*0.44mm PHOS-BRONZE,  
GOLD FLASH PLATING ON CONTACT AREA,  
NICKEL UNDERPLATING OVERALL  
SHIELD: COPPER ALLOY, NICKEL PLATING
- OPERATING TEMPERATURE: -40°C~+85°C
- INSERTION FORCE: 4 POUNDS MAX.  
EXTRACTION FORCE: 4 POUNDS MAX.
- DURABILITY: 750 MATING CYCLED MIN.
- CAVITY CONFORMS TO FCC RULES AND REGULATIONS PART 68, SUBPART F.
- UNSPECIFIED TOLERANCE: .XX ±0.25[0.010]  
.X ±0.35[0.014]

PART NO		KRD-S-22-8-8-0-GJE-XXX		
TITLE	RJ45 2X2 8P8C, W/O LED, SHIELDED, STACKED TYPE			
REV : 01				
UNIT	DRAWN	CHKD	DATE	SHEET
mm[inch]	CINDY	VINCENT	Apr. 17, '19	1 of 4

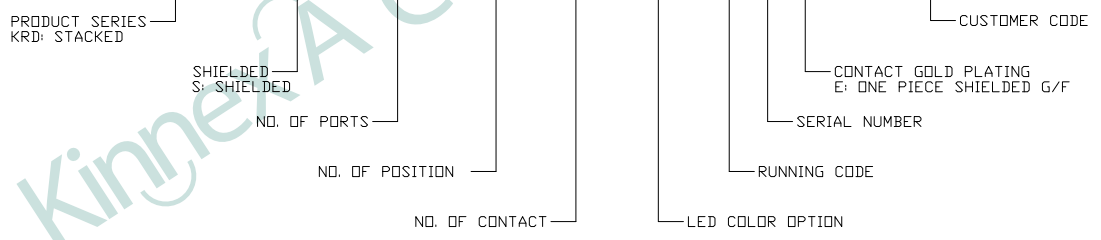
2. PCB LAYOUT :



DETAIL A

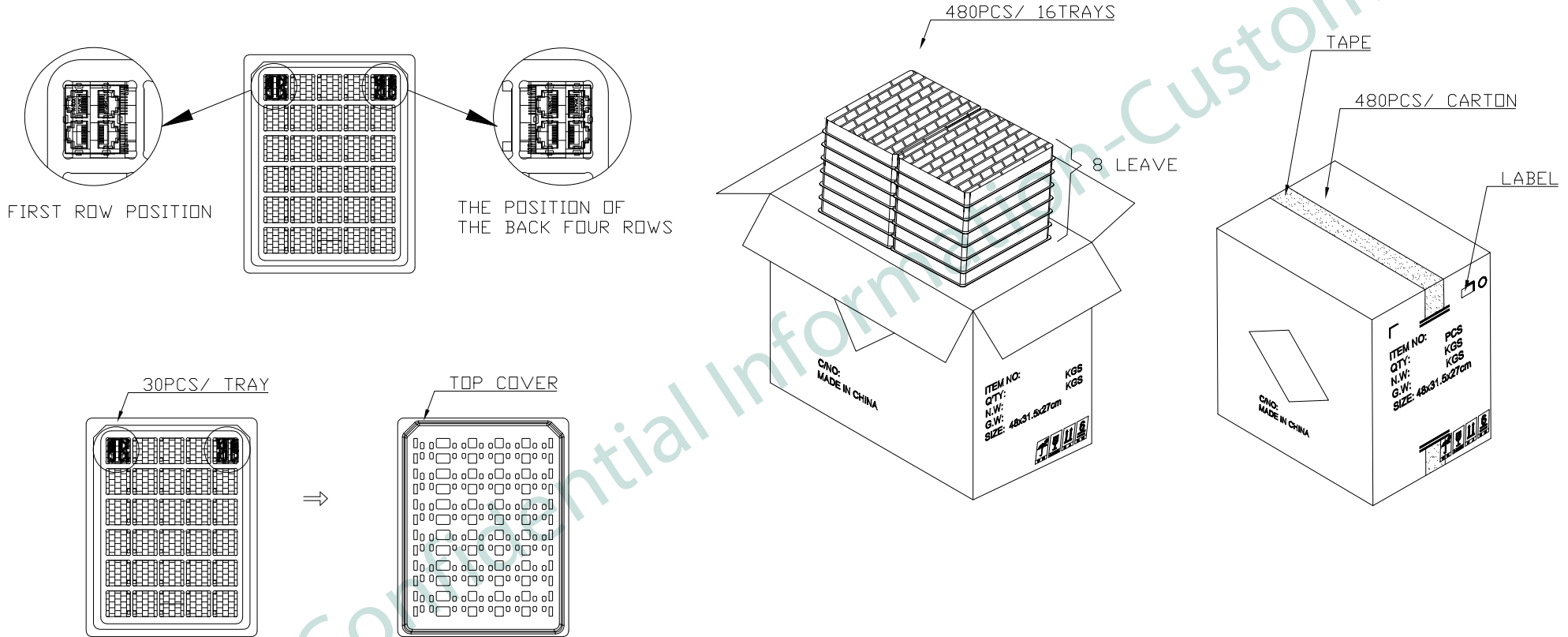
SUGGESTED PCB LAYOUT  
(TOP VIEW)  
DIMENSIONAL TOLERANCE: .XX ±0.08[0.003]

KRD-S-22-8-8-0-GJE-XXX



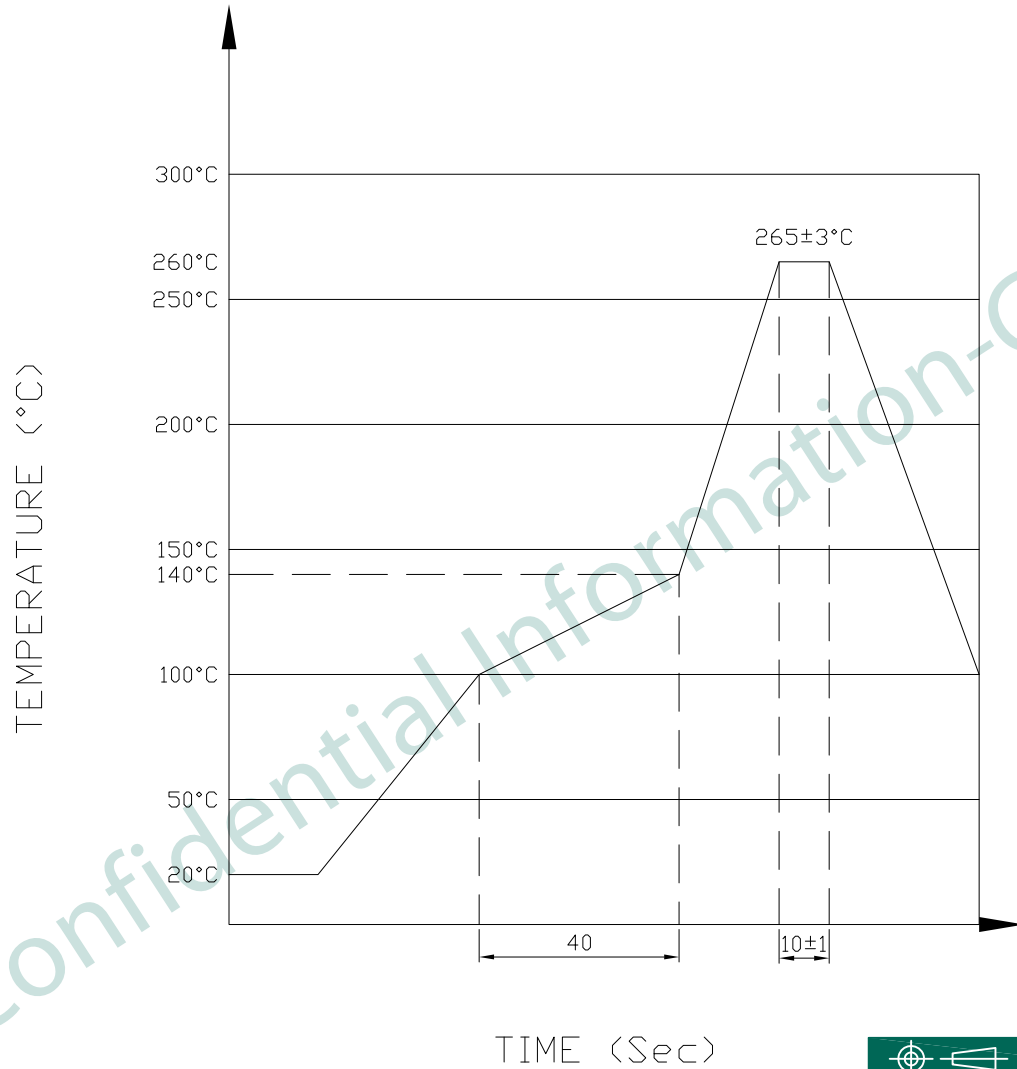
PART NO		KRD-S-22-8-8-0-GJE-XXX		
TITLE	RJ45 2X2 8P8C, W/O LED, SHIELDED, STACKED TYPE			
REV : 01				
UNIT	DRAWN	CHKD	DATE	SHEET
mm[inch]	CINDY	VINCENT	Apr. 17, '19	2 of 4

3. PACKING SPECIFICATION:



PART NO		KRD-S-22-8-8-0-GJE-XXX		
TITLE	RJ45 2X2 8P8C, W/O LED, SHIELDED, STACKED TYPE			
REV : 01				
UNIT	DRAWN	CHKD	DATE	SHEET
mm[inch]	CINDY	VINCENT	Apr. 17, '19	3 of 4

4. PROFILE OF WAVE SOLDER :



The measuring point for the specified temperature shall be on the soldered part of the lead

PART NO		KRD-S-22-8-8-0-GJE-XXX		
TITLE	RJ45 2X2 8P8C, W/O LED, SHIELDED, STACKED TYPE			
REV : 01				
UNIT	DRAWN	CHKD	DATE	SHEET
mm[inch]	CINDY	VINCENT	Apr. 17, '19	4 of 4