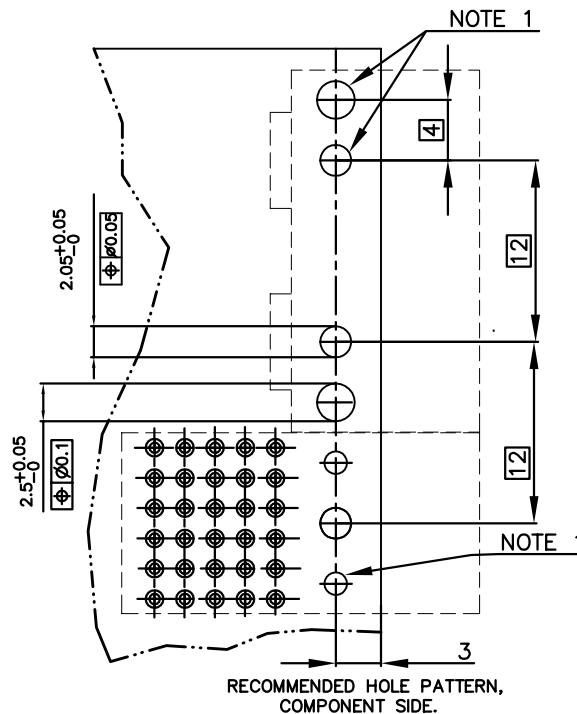
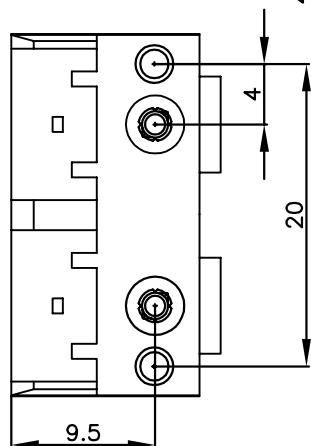
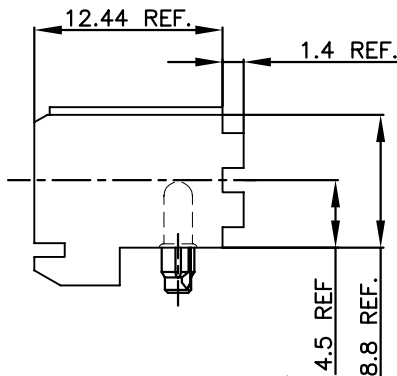
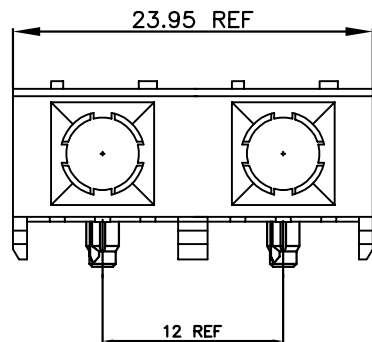


PRODUCT #	PCB THICKNESS	
74922-201	1.6	NOTE 4
74922-201LF	1.6	NOTE 4



NOTES:

- ① INDICATED HOLES ARE UNPLATED.
- ② MATERIAL:  
LIQUID CRYSTAL POLYMER 30% GLASS,  
FLAME RETARDANT ACC. UL 94-VO  
COLOR NATURAL.
3. USE #2 THREAD FORMING SCREW FOR MOUNTING
- ④ WHEN ATTACHING TO P.C.B. WITH PRESS PEG ONLY (NO SCREWS) - USE 2.7 MAX P.C.B. THICKNESS.
5. FOR LEAD FREE NUMBERS, ADD AN 'LF' SUFFIX. PART NUMBERS THAT DO NOT END IN 'LF' ARE LEAD FREE. EXAMPLE: 74922-101LF
6. THE PRODUCTS WHERE THE PART NUMBER ENDS IN LF AND THE NONE LF PART NUMBERS MEET THE EUROPEAN UNION DIRECTIVES AND OTHER COUNTRY REGULATIONS AS DESCRIBED IN GS-22-008.
7. ALL PRODUCTS WILL WITHSTAND EXPOSURE TO 260°C FOR 60 SECONDS IN A CONVECTION, INFRA-RED OR VAPOUR PHASE REFLOW OVEN.

mat'l. code		surface		tolerance		projection		product family	
NOTE 2		ASME Y14.5		ASME Y14.5				METRAL (tm)	
ltr	ecn no	dr	date	tolerances unless otherwise specified		MM		title	
A	V81360	MDF	7/28/98	angles	.X±.3			FEMALE HYBRID RECEPT. HSG	
B	V90198	MDF	2/10/99	UNUSUAL	.XX±.13	scale 2.25:1		R/A, 4 ROW, P.P., 24 mm	
C	V91097	MDF	5/13/99	0° ±2'	.XXX±.051			dwg no	
D	V06-0077	JRV	3/14/06	dr	G. CORTES	7/28/98		sheet 1 of 1	
E	V06-0609	DCH	2006-06-22	engr	C. PENDLETON	7/28/98		size	
				chr	C. PENDLETON	7/28/98		A4	
				app	C. PENDLETON	7/28/98		type	
								CUSTOMER Drawing	
sheet index	revision	E							
	sheet	1							