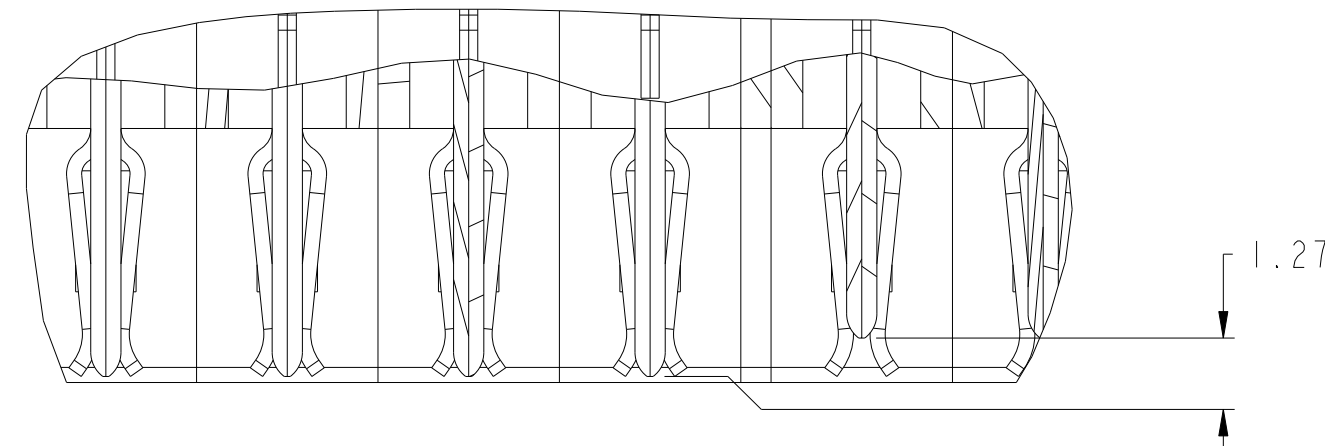
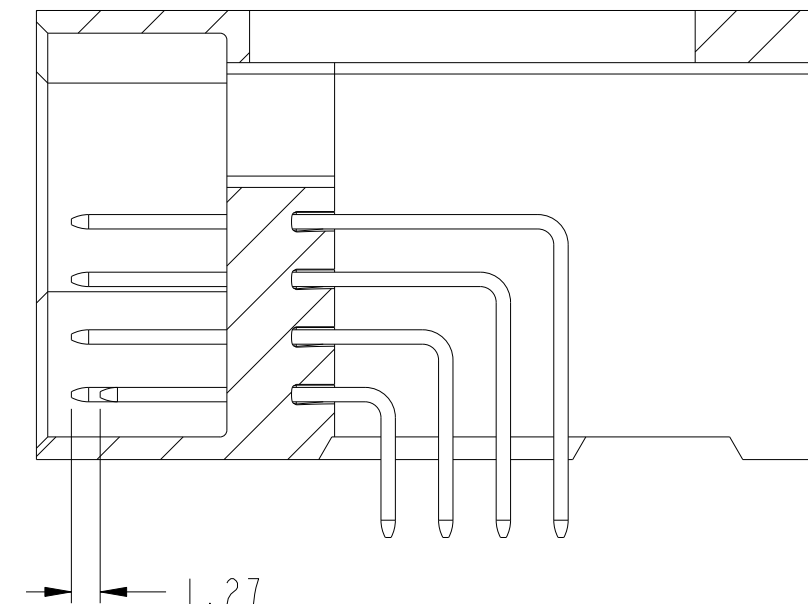


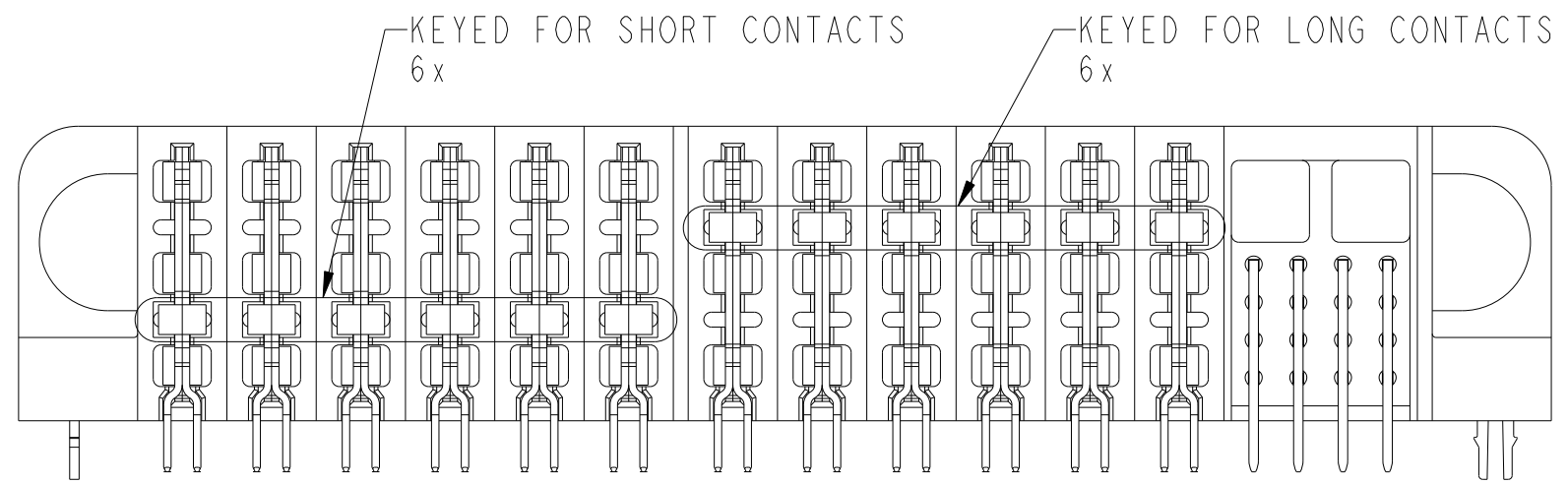
spec ref	*	dr	De-Ming Lu	2014/06/30	projection	MM	size	A2	scale	3:1		
tolerance std	ASME Y14.5	eng	De-Ming Lu	2014/09/09			ecn no	-	rel level	Released		
TOLERANCES UNLESS OTHERWISE SPECIFIED		chr	-	apppr							Pei-Ming Zheng	2014/09/09
surface	ASME Y14.5	linear	0.X	±0.5							0.XX	±0.25
www.fci.com				R/A HEADER ASSY 16S+12DCP HCI POWER CONNECTOR		cat. no.	Product - Customer Drw	10130746	rev	A		



DETAIL A
SCALE 4:1



SECTION W-W
SIGNAL MATING
SEQUENCE



VIEW G-G



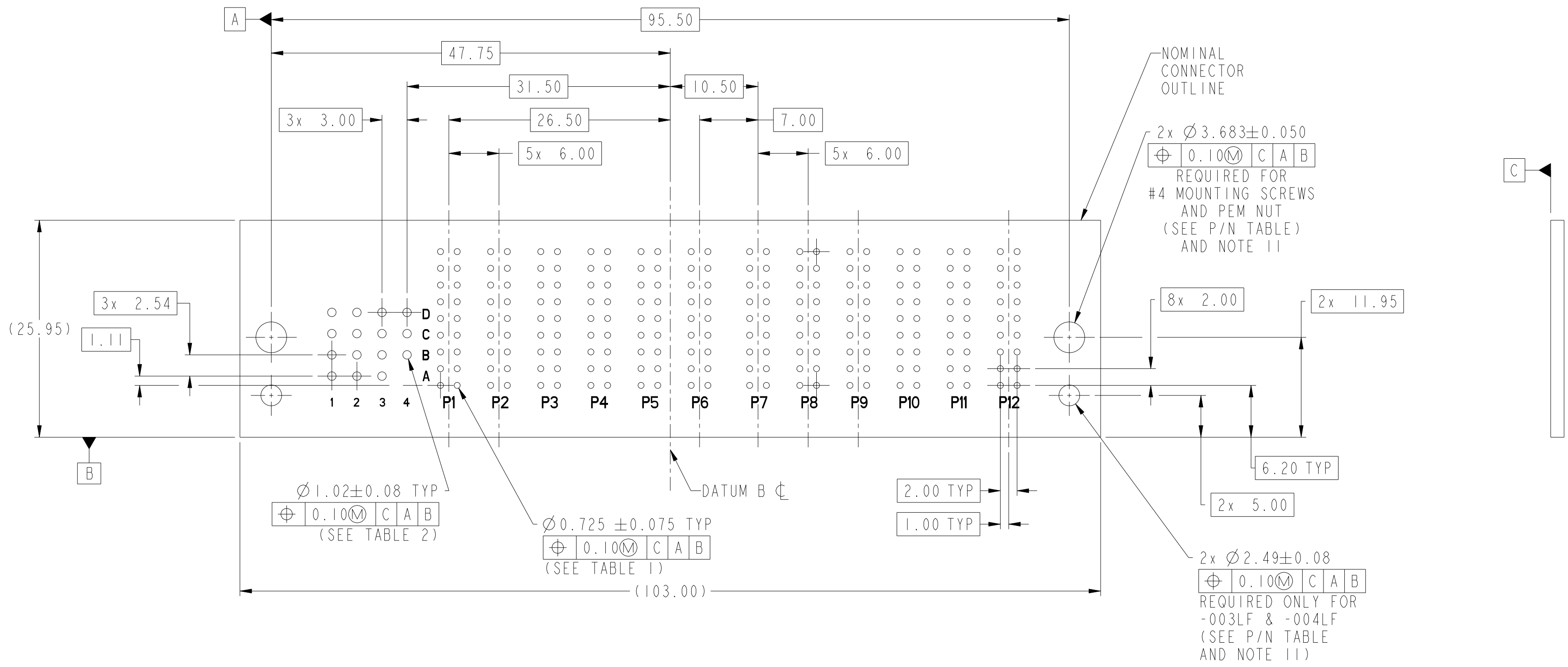
Copyright FCI.

spec ref	*	dr	De-Ming Lu	2014/06/30	projection	MM	size	A2	scale	3:1
tolerance std	ASME Y14.5	eng	De-Ming Lu	2014/09/09	chr	-	ecn no	-	rel level	Released
TOLERANCES UNLESS OTHERWISE SPECIFIED		appr	Pei-Ming Zheng	2014/09/09	product family					
surface	✓	linear	0.X	±0.5		R/A HEADER ASSY 16S+12DCP HCI POWER CONNECTOR	cat. no.	Product - Customer Drw	sheet 2 of 5	rev A
			0.XX	±0.25						
			0.XXX	±0.100						
		angular	0°	±2°	www.fci.com					

PDS: Rev :A

STATUS:Released

Printed: Sep 11, 2014



RECOMMENDED PCB LAYOUT
COMPONENT SIDE
NOTE 6

Copyright FCI.
FCI

spec ref	*	dr	De-Ming Lu	2014/06/30	projection	MM	size	A2	scale	3:1	
tolerance std	ASME Y14.5	eng	De-Ming Lu	2014/09/09	chr	-	ecn no	-	rel level	Released	
TOLERANCES UNLESS OTHERWISE SPECIFIED		appr	Pei-Ming Zheng	2014/09/09	product family		rel level	Released			
surface	ASME Y14.5	linear	0.X	±0.5	FCI	R/A HEADER ASSY 16S+12DCP	cat. no.	Product - Customer Drw	sheet 3 of 5	rev	A
			0.XX	±0.25							
			0.XXX	±0.100							
angular	0°	±2°	www.fci.com								

PDS: Rev :A

STATUS:Released

Printed: Sep 11, 2014

A
B
C
D
E
F

A
B
C
D
E
F

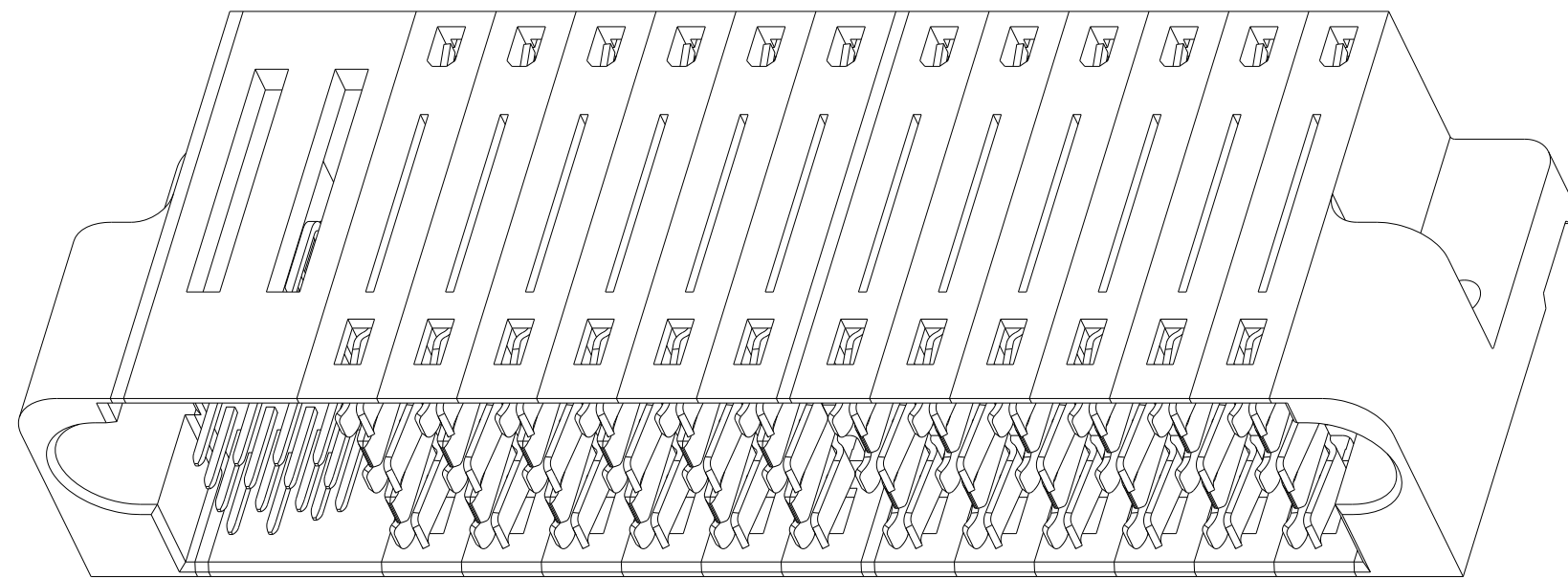
TOP LAYER DESCRIPTION	TABLE 1 (HCI POWER) PLATED THROUGH-HOLE REQUIREMENTS							
	DRILLED HOLE DIAMETER	COPPER THICKNESS	TIN-LEAD THICKNESS	NICKEL THICKNESS	GOLD THICKNESS	TIN THICKNESS	SILVER THICKNESS	FINISHED HOLE DIAMETER
TIN-LEAD	0.81-0.86 (0.85 DRILL)	0.025 - 0.050	0.005 - 0.015	--	--	--	--	0.65 - 0.80
IMMERSION TIN	0.81-0.86 (0.85 DRILL)	0.025 - 0.050	--	--	--	0.9 - 1.5um	--	0.70 - 0.80
IMMERSION SILVER	0.81-0.86 (0.85 DRILL)	0.025 - 0.050	--	--	--	--	0.15 - 0.65um	0.70 - 0.80
COPPER (SEE NOTE 9)	0.81-0.86 (0.85 DRILL)	0.025 - 0.050	--	--	--	--	--	0.70 - 0.80
GOLD	0.81-0.86 (0.85 DRILL)	0.025 - 0.050	--	0.003 - 0.007	FLASH UP TO 0.0002	--	--	0.69 - 0.80

TOP LAYER DESCRIPTION	TABLE 2 (HPC SIGNALS) PLATED THROUGH-HOLE REQUIREMENTS			
	DRILLED HOLE DIAMETER	COPPER THICKNESS	TIN-LEAD THICKNESS	FINISHED HOLE DIAMETER
TIN-LEAD	1.125-1.175 ($\varnothing .0453 \pm .0010$)	0.025-0.050	0.005-0.015	0.94 - 1.10 ($\varnothing .040 \pm .003$)



spec ref	*	dr	De-Ming Lu	2014/06/30	projection	MM	size	A2	scale	3:1							
tolerance std	ASME Y14.5	eng	De-Ming Lu	2014/09/09	chr	-	ecn no	-	rel level	Released							
ASME Y14.5	TOLERANCES UNLESS OTHERWISE SPECIFIED	appr	Pei-Ming Zheng	2014/09/09	product family												
surface	<table border="1"> <tr> <td>linear</td> <td>0.X</td> <td>± 0.5</td> </tr> <tr> <td></td> <td>0.XX</td> <td>± 0.25</td> </tr> <tr> <td></td> <td>0.XXX</td> <td>± 0.100</td> </tr> <tr> <td>angular</td> <td>0°</td> <td>$\pm 2^\circ$</td> </tr> </table>	linear	0.X	± 0.5		0.XX	± 0.25		0.XXX	± 0.100	angular	0°	$\pm 2^\circ$		title R/A HEADER ASSY 16S+12DCP HCI POWER CONNECTOR	dwg no 10130746	rev A
linear	0.X	± 0.5															
	0.XX	± 0.25															
	0.XXX	± 0.100															
angular	0°	$\pm 2^\circ$															
ASME Y14.5	www.fci.com	cat. no.		Product - Customer Drw	sheet 4 of 5												

PART NUMBER	RETENTION CLIPS	#4 SCREW	DIM A (TAIL LENGTH)	TAIL TYPE
10130746-001LF	NO	YES	3.43	SOLDER TAIL
10130746-002LF	NO	YES	4.70	SOLDER TAIL
10130746-003LF	YES	NO	3.43	SOLDER TAIL
10130746-004LF	YES	NO	4.70	SOLDER TAIL



SCALE 2:1

NOTES:

- CONNECTOR MATERIALS:
HOUSING: HIGH TEMPERATURE THERMOPLASTIC, BLACK
UL 94V-0 COMPLIANT
CONTACTS: HIGH PERFORMANCE COPPER ALLOY
- CONTACT FINISH (ref GS-12-380 SECTION 5.2)
- PRODUCT SPECIFICATION: GS-12-380.
- APPLICATION SPECIFICATION: GS-20-070.
- PRODUCT MARKING (PRODUCT NUMBER & DATE CODE) ON HOUSING IN AREA SHOWN.
- MINIMUM NOMINAL PCB THICKNESS: 1.6mm
- PACKAGING MEETS FCI SPECIFICATION GS-14-1073.
- HOUSING COMPONENT WILL WITHSTAND EXPOSURE TO 260°C PEAK TEMPERATURE FOR 60 SECONDS IN A CONVECTION, INFRA-RED, OR VAPOR PHASE REFLOW OVEN.
- COPPER PLATING THICKNESS IN CENTER OF VIA-HOLE CAN BE NO MORE THAN 0.003 LESS THAN OTHER AREAS.
- ALL HOLE SIZES ARE FINISHED HOLE SIZES.
- MOUNTING HOLES ARE UNPLATED.

spec ref	*	dr	De-Ming Lu	2014/06/30	projection	MM	size	A2	scale	3:1	
tolerance std	ASME Y14.5	eng	De-Ming Lu	2014/09/09	chr	-	ecn no	-	rel level	Released	
TOLERANCES UNLESS OTHERWISE SPECIFIED		appr	Pei-Ming Zheng	2014/09/09	product family						
surface	linear	0.X	±0.5		R/A HEADER ASSY 16S+12DCP		dwg no	10130746		rev	A
		0.XX	±0.25		HCI POWER CONNECTOR						
		0.XXX	±0.100		www.fci.com						
ASME Y14.5	angular	0°	±2°	Product - Customer Drw		sheet 5 of 5					