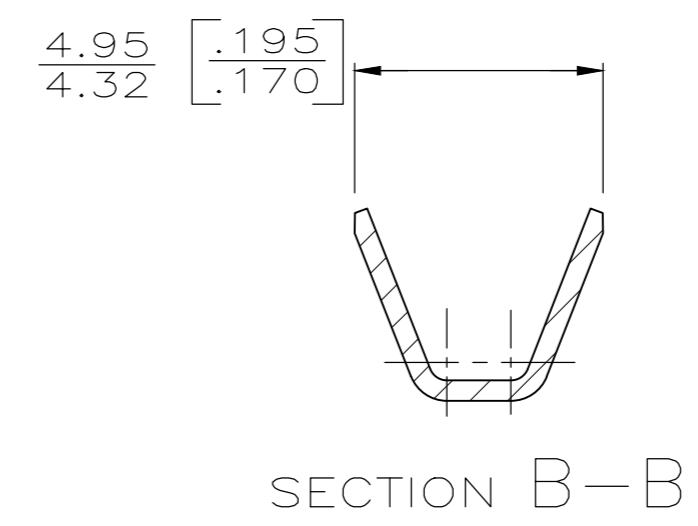
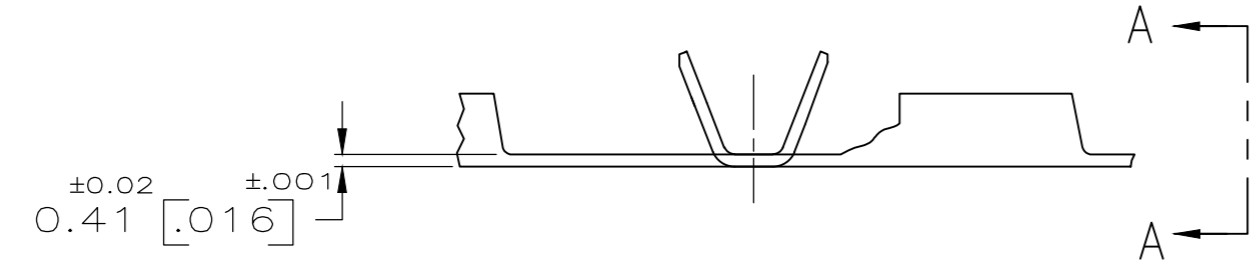
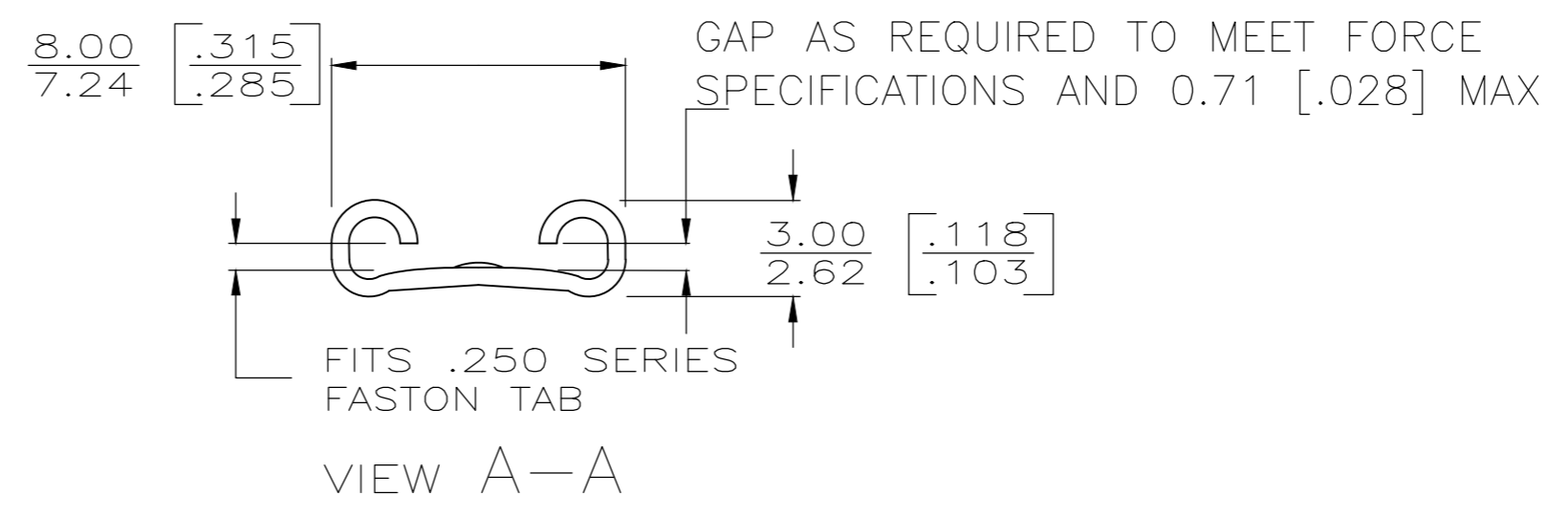
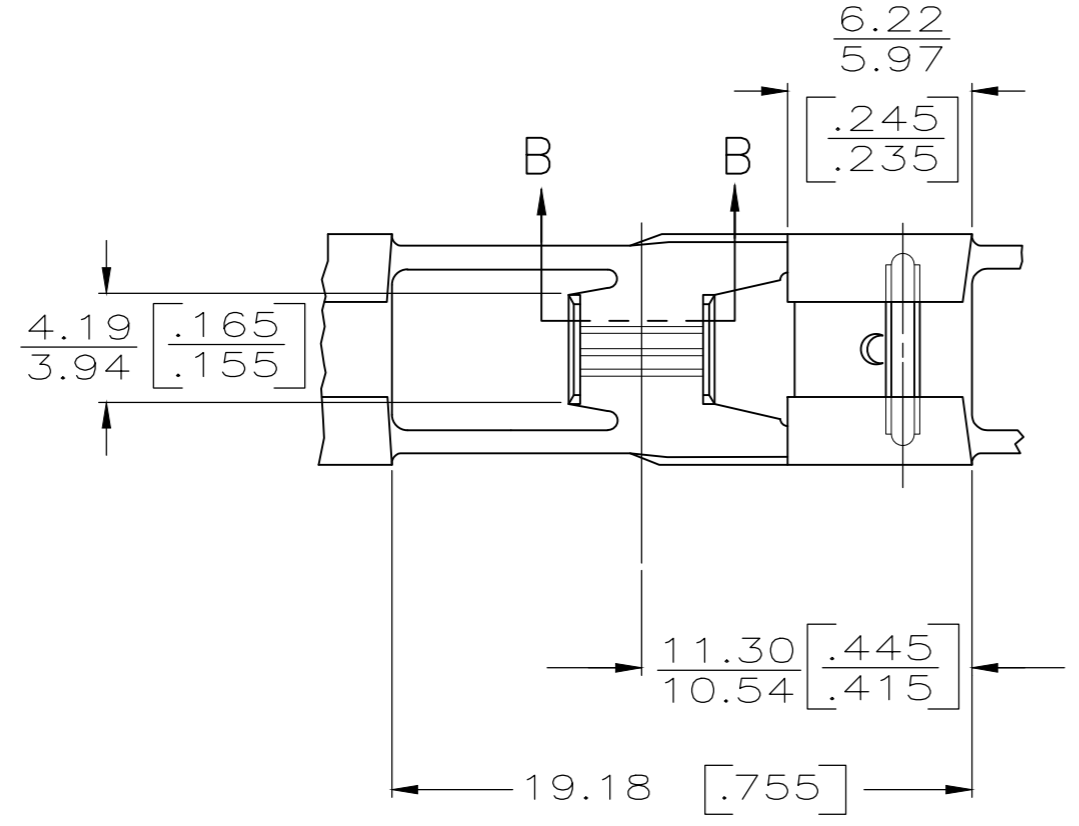


THIS DRAWING IS UNPUBLISHED. RELEASED FOR PUBLICATION
 © COPYRIGHT - By - ALL RIGHTS RESERVED.

LOC	DIST	REVISIONS			
P	LTR	DESCRIPTION	DATE	DWN	APVD
AF	50	H1	REVISED PER ECR-20-009164	3AUG2020	MK DH

- 1 DIMENSIONS IN BRACKETS ARE IN INCHES.
- 2 CONTINUOUS STRIP ON REELS.



PART NO.	WIRE		WIRE BARREL CRIMP			TENSILE STRENGTH POUNDS
	QTY	SIZE AWG	WIDTH	CRIMP HEIGHT	CRIMPER ANVIL	
63315-1	1	14	.120	.071	F FLAT	50
	1	16		.063		30
	1	18		.057		20

FINISH	WIRE SIZE	TAB THK	PART NUMBER
TIN	0.8-2.0 mm ² [18-14]	0.84-0.76 [033-.030]	63315-2
	0.8-2.0 mm ² [18-14]	0.84-0.76 [033-.030]	63315-1

THIS DRAWING IS A CONTROLLED DOCUMENT.

DIMENSIONS: mm [INCHES]	TOLERANCES UNLESS OTHERWISE SPECIFIED:	DWN JR RUTH 6/16/87	
	0 PLC ± -	CHK G YETTER 6/17/87	
	1 PLC ± -	APVD C MEYERS 6/17/87	
	2 PLC ± -	NAME	
	3 PLC ± 0.25 [.010]	RECEPTACLE, FASTON, FLAG, .250 SERIES	
MATERIAL BRASS	FINISH SEE TABLE	WEIGHT -	SIZE A2
CUSTOMER DRAWING		SCALE NTS	SHEET 1 of 1