

NOTES:

1. MATERIAL AND FINISH:

TOOL TIP - TOOL STEEL, PASSIVATED

2. PACKAGING:

- A. QUANTITY: SINGLE PACK
- B. MARKING: BAG TO BE MARKED  
"AMPHENOLRF, 227-T2000, AND DATE CODE"  
"U.S. PATENT NO. 7,553,177"

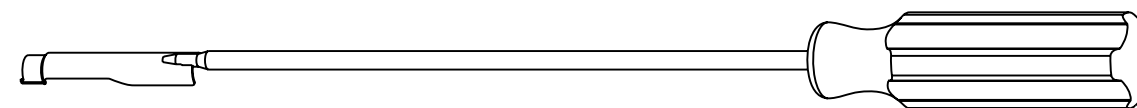
- 3. USE THIS TOOL ONLY TO MATE AND UNMATE HD BNC PLUGS' BAYONET.  
DO NOT USE TO INSTALL OR TIGHTEN HD BNC JACK BULKHEAD SPANNER NUTS.  
5 IN-OZ MAX TORQUE.

THIRD ANGLE PROJ.

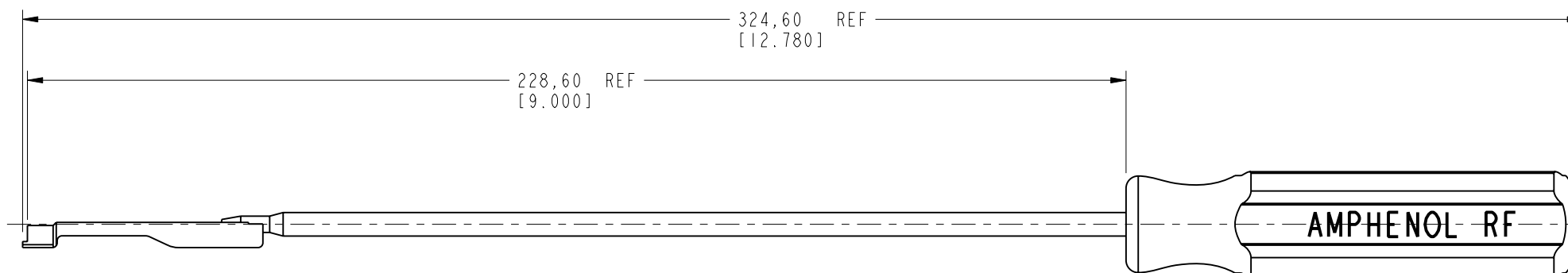
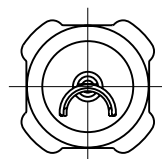
REVISIONS

REV	DESCRIPTION	DATE	ECO	APPR
A	RELEASED TO MFG	05-Jan-11	48270	JTS
B	CHANGE TO "WINDOWLESS" \RD-DAI406240IJ8	28-Jun-14	50038	J.C
C	ADDED NOTE 3 ON SHEET 2	11-Jul-17	04341	MBH

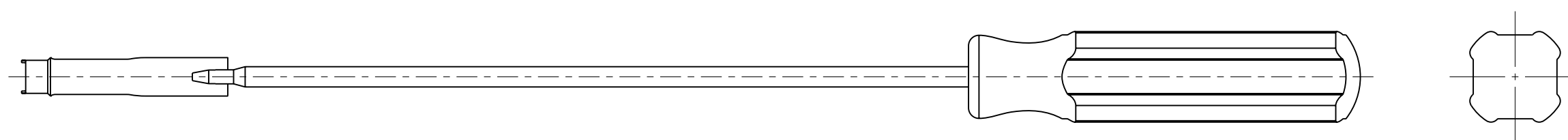
**U.S. PATENT NO. 7,553,177**



SCALE 0.500



**AMPHENOL PN : 227-T2000**



**CUSTOMER OUTLINE DRAWING**

ALL OTHER SHEETS ARE FOR INTERNAL USE ONLY

<p>UNLESS OTHERWISE SPECIFIED, DIMENSIONS ARE IN METRIC AND TOLERANCES ARE:                  &lt;0.5mm ±0.05mm    0.5 - 6mm ±0.1mm    6 - 30mm ±0.2mm    30 - 120mm ±0.3mm    ANGLES ±1°</p>	MATERIAL	DRAWN S. DUAN	DATE 12-Jul-17	<p>TITLE HD BNC TOOL FOR INSTALLATION/REMOVAL</p>	<p>Amphenol RF Danbury CT USA, Tainan, Taiwan, Shenzhen, China www.amphenolrf.com</p>
	REFERENCE EAR # 4068	ENGINEER G. ANTONINI	DATE 17-Sep-10		
<p>NOTICE - These drawings, specifications, or other data (1) are, and remain the property of Amphenol corp. (2) must be returned upon request; and (3) are confidential and not to be disclosed to any person other than those to whom they are given by Amphenol Corp. the furnishing of these drawings, specifications, or other data by Amphenol Corp., or to any other person to anyone for any purpose is not to be regarded by implication or otherwise in any manner licensing, granting rights to permitting such holder or any other sperson to manufacture, use or sell any product, process or design, patented or otherwisle, that may in any way be related to or disclosed by said drawings, specifications, or other data.</p>	CONFIGURATION LEVEL: Prototype	APPROVED S. HSIEH	DATE 12-Jul-17	SCALE: 0.8:1.0    SHEET 2 OF 2	ITEM NO. 227-T2000
	FINISH	CAD FILE			DWG SIZE B    REV C