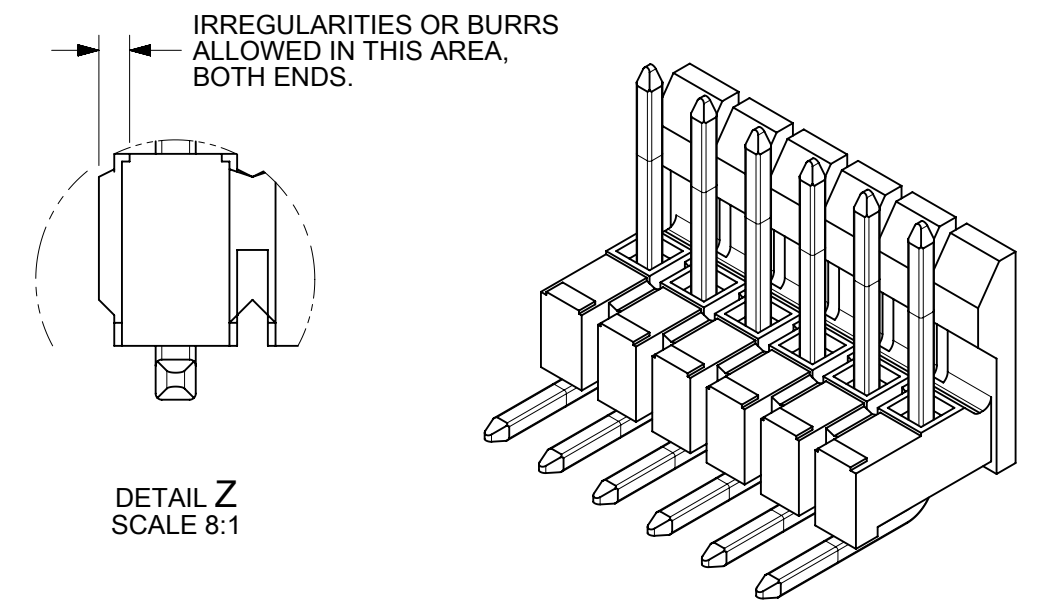
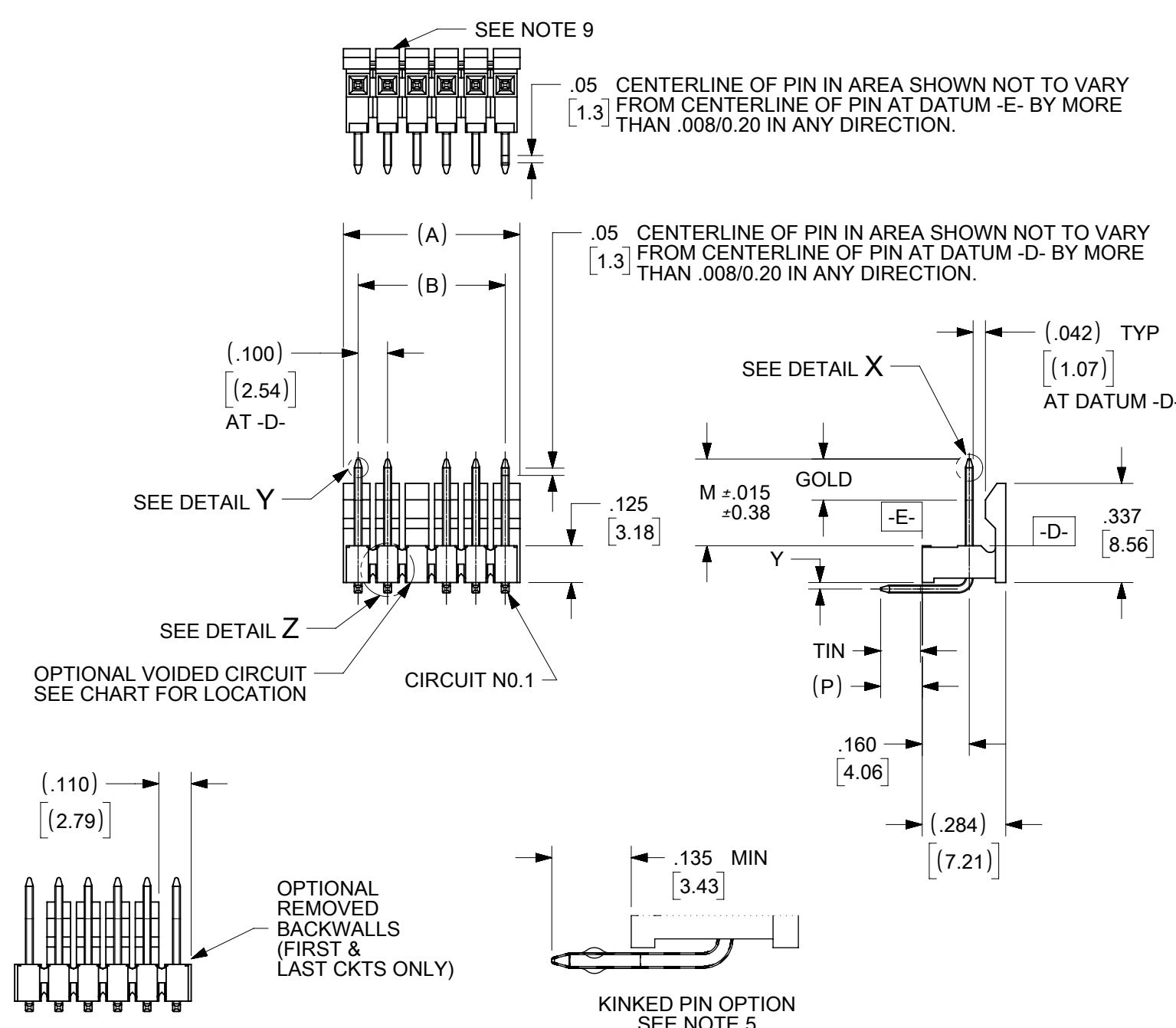
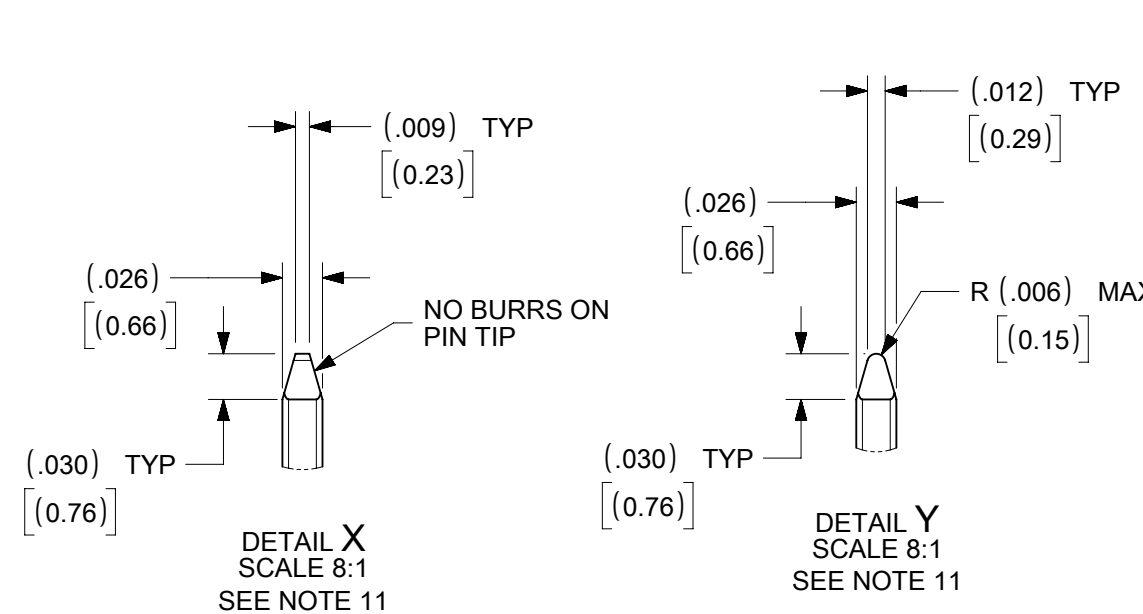
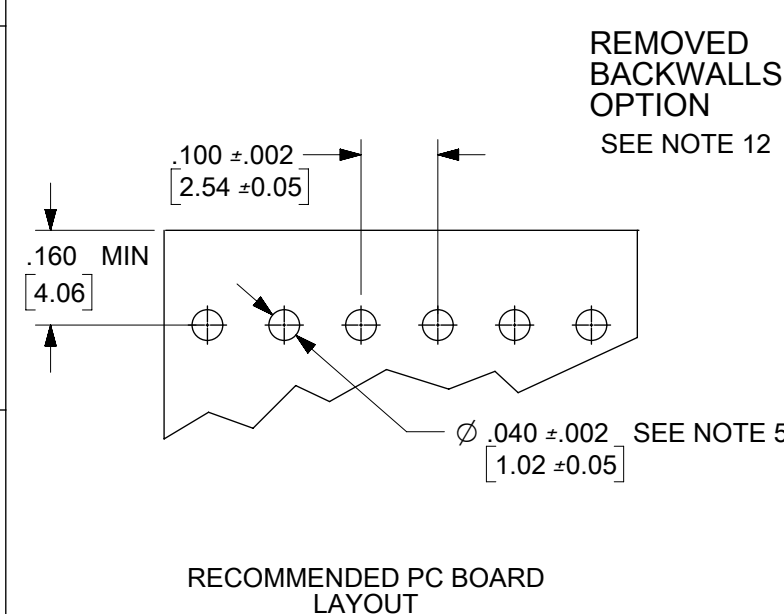


CKTS	DIM A	DIM B
2	.200/5.08	.100/2.54
3	.300/7.62	.200/5.08
4	.400/10.16	.300/7.62
5	.500/12.70	.400/10.16
6	.600/15.24	.500/12.70
7	.700/17.78	.600/15.24
8	.800/20.32	.700/17.78
9	.900/22.86	.800/20.32
10	1.000/25.40	.900/22.86
11	1.100/27.94	1.000/25.40
12	1.200/30.48	1.100/27.94
13	1.300/33.02	1.200/30.48
14	1.400/35.56	1.300/33.02
15	1.500/38.10	1.400/35.56
16	1.600/40.64	1.500/38.10
17	1.700/43.18	1.600/40.64
18	1.800/45.72	1.700/43.18
19	1.900/48.26	1.800/45.72
20	2.000/50.80	1.900/48.26
21	2.100/53.34	2.000/50.80
22	2.200/55.88	2.100/53.34
23	2.300/58.42	2.200/55.88
24	2.400/60.96	2.300/58.42
25	2.500/63.50	2.400/60.96
26	2.600/66.04	2.500/63.50
27	2.700/68.58	2.600/66.04
28	2.800/71.12	2.700/68.58
29	2.900/73.66	2.800/71.12
30	3.000/76.20	2.900/73.66
31	3.100/78.74	3.000/76.20
32	3.200/81.28	3.100/78.74
33	3.300/83.82	3.200/81.28
34	3.400/86.36	3.300/83.82
35	3.500/88.90	3.400/86.36
36	3.600/91.44	3.500/88.90



- NOTES:
- MATERIAL: GLASS FILLED NYLON, 94V-0, COLOR: BLACK
 - FINISH:
 - (154) OVERALL TIN: .000100/0.00254 MIN, OVER .000050/0.00127 MIN NICKEL.
 - (208) SELECT GOLD: .000015/0.00038 MIN, SELECT TIN: .000100/0.00254 MIN, OVERALL NICKEL UNDERPLATE: .000050/0.00127 MIN.
 - (228) SELECT GOLD: .000030/0.00076 MIN, SELECT TIN: .000100/0.00254 MIN, OVERALL NICKEL UNDERPLATE: .000050/0.00127 MIN.
 - PRODUCT SPECIFICATION: PS-10-07.
 - PACKAGING INFORMATION: SEE TABLES
 - KINK PIN OPTION NOT RECOMMENDED FOR 2 CIRCUIT PARTS. HOLE SIZE MAY NEED TO BE ADJUSTED ON 2 CIRCUIT PARTS WITH KINK OPTION FOR PROPER INSERTION INTO THE PCB. SEE SMES-42003 OR SMES-43703-0000 FOR ADDITIONAL INFORMATION ON KINK PIN DIRECTION AND PLACEMENT.
 - HEADERS ARE NOT STACKABLE ON .100/2.54 CENTERS.
 - SOLDERABILITY PER SMES-152.
 - PIN PUSH OUT FORCE: 3 LBS. MIN.
 - ABRASION MARKS ON BACK WALL SURFACE ARE PERMISSIBLE.
 - PARTS CONFORM TO CLASS 'B' REQUIREMENTS OF COSMETIC SPECIFICATION PS-45499-002.
 - PIN TIP DIMENSIONS ARE SHOWN FOR REFERENCE ONLY. DIMENSIONS APPLY PRIOR TO PLATING OR ASSEMBLY.
 - FIRST AND LAST CIRCUIT BACKWALLS MUST BE REMOVED WHEN MATING TO A PART WITH POLARIZING RIBS.



THIS DRAWING CONTAINS INFORMATION THAT IS PROPRIETARY TO MOLEX ELECTRONIC TECHNOLOGIES, LLC AND SHOULD NOT BE USED WITHOUT WRITTEN PERMISSION											
SYMBOLS		DIMENSION UNITS		SCALE		CURRENT REV DESC: NEW PIN ADDED					
▽ = 0	▽ = 0	in/mm		2:1		molex					
▽ = 0	▽ = 0	GENERAL TOLERANCES (UNLESS SPECIFIED)				.100 FRICTION LOCK BREAKAWAY HEADER ASSY					
▽ = 0	▽ = 0	MM		INCH		PRODUCT CUSTOMER DRAWING					
▽ = 0	▽ = 0	4 PLACES ±		±		DOCUMENT NUMBER					
▽ = 0	▽ = 0	3 PLACES ±		± 0.01		SD-42228-002					
▽ = 0	▽ = 0	2 PLACES ±		± 0.25		DOC TYPE DOC PART REVISION					
▽ = 0	▽ = 0	1 PLACE ±		± 0.36		PSD 001 L7					
▽ = 0	▽ = 0	0 PLACES ±		±		MATERIAL NUMBER CUSTOMER SHEET NUMBER					
▽ = 0	▽ = 0	ANGULAR TOL ± 0.5°		±		SEE CHART GENERAL MARKET 1 OF 6					
▽ = 0	▽ = 0	DRAFT WHERE APPLICABLE MUST REMAIN WITHIN DIMENSIONS		THIRD ANGLE PROJECTION		DRAWING		SERIES		42228	

A-42228-0213/0246					
HEADER NUMBER:		41411			
PIN NUMBER:		154			
PIN LENGTH: L		.705/17.91			
MATING LENGTH: M		.295/7.49			
GOLD POINT: G		N/A			
PC TAIL LENGTH: P		.120/3.05			
TIN: T		OVERALL			
DIMENSION Y		.022/0.56			
CKTS:		3-36			
KINKS:		NO			
REMOVED BACKWALLS:		YES			
VOIDED CKTS:		NONE			
PACKAGING:		BULK, PER PK-40873-0056			
CKTS	MATERIAL NUMBER	ENG NUMBER	CKTS	MATERIAL NUMBER	ENG NUMBER
2			20	22-28-1206	A-42228-0230
3	22-28-1036	A-42228-0213	21	22-28-1216	A-42228-0231
4	22-28-1046	A-42228-0214	22	22-28-1226	A-42228-0232
5	22-28-1056	A-42228-0215	23	22-28-1236	A-42228-0233
6	22-28-1066	A-42228-0216	24	22-28-1246	A-42228-0234
7	22-28-1076	A-42228-0217	25	22-28-1256	A-42228-0235
8	22-28-1086	A-42228-0218	26	22-28-1266	A-42228-0236
9	22-28-1096	A-42228-0219	27	22-28-1276	A-42228-0237
10	22-28-1106	A-42228-0220	28	22-28-1286	A-42228-0238
11	22-28-1116	A-42228-0221	29	22-28-1296	A-42228-0239
12	22-28-1126	A-42228-0222	30	22-28-1306	A-42228-0240
13	22-28-1136	A-42228-0223	31	22-28-1316	A-42228-0241
14	22-28-1146	A-42228-0224	32	22-28-1326	A-42228-0242
15	22-28-1156	A-42228-0225	33	22-28-1336	A-42228-0243
16	22-28-1166	A-42228-0226	34	22-28-1346	A-42228-0244
17	22-28-1176	A-42228-0227	35	22-28-1356	A-42228-0245
18	22-28-1186	A-42228-0228	36	22-28-1366	A-42228-0246
19	22-28-1196	A-42228-0229			

A-42228-0248/0281					
HEADER NUMBER:		41411			
PIN NUMBER:		208			
PIN LENGTH: L		.705/17.91			
MATING LENGTH: M		.295/7.49			
GOLD POINT: G		.140/3.56			
PC TAIL LENGTH: P		.120/3.05			
TIN: T		.135/3.43			
DIMENSION Y		.022/0.56			
CKTS:		3-36			
KINKS:		NO			
REMOVED BACKWALLS:		YES			
VOIDED CKTS:		NONE			
PACKAGING:		BULK, PER PK-40873-0056			
CKTS	MATERIAL NUMBER	ENG NUMBER	CKTS	MATERIAL NUMBER	ENG NUMBER
2			20	22-28-1207	A-42228-0265
3	22-28-1037	A-42228-0248	21	22-28-1217	A-42228-0266
4	22-28-1047	A-42228-0249	22	22-28-1227	A-42228-0267
5	22-28-1057	A-42228-0250	23	22-28-1237	A-42228-0268
6	22-28-1067	A-42228-0251	24	22-28-1247	A-42228-0269
7	22-28-1077	A-42228-0252	25	22-28-1257	A-42228-0270
8	22-28-1087	A-42228-0253	26	22-28-1267	A-42228-0271
9	22-28-1097	A-42228-0254	27	22-28-1277	A-42228-0272
10	22-28-1107	A-42228-0255	28	22-28-1287	A-42228-0273
11	22-28-1117	A-42228-0256	29	22-28-1297	A-42228-0274
12	22-28-1127	A-42228-0257	30	22-28-1307	A-42228-0275
13	22-28-1137	A-42228-0258	31	22-28-1317	A-42228-0276
14	22-28-1147	A-42228-0259	32	22-28-1327	A-42228-0277
15	22-28-1157	A-42228-0260	33	22-28-1337	A-42228-0278
16	22-28-1167	A-42228-0261	34	22-28-1347	A-42228-0279
17	22-28-1177	A-42228-0262	35	22-28-1357	A-42228-0280
18	22-28-1187	A-42228-0263	36	22-28-1367	A-42228-0281
19	22-28-1197	A-42228-0264			

<p>SYMBOLS</p> <p>THIS DRAWING CONTAINS INFORMATION THAT IS PROPRIETARY TO MOLEX ELECTRONIC TECHNOLOGIES, LLC AND SHOULD NOT BE USED WITHOUT WRITTEN PERMISSION</p> <p>CURRENT REV DESC: NEW PN ADDED</p>						<p>SCALE</p> <p>1:1</p>						<p>GENERAL TOLERANCES (UNLESS SPECIFIED)</p> <table border="1"> <tr> <th></th> <th>MM</th> <th>INCH</th> </tr> <tr> <td>4 PLACES</td> <td>±</td> <td>±</td> </tr> <tr> <td>3 PLACES</td> <td>±</td> <td>± 0.01</td> </tr> <tr> <td>2 PLACES</td> <td>± 0.25</td> <td>±</td> </tr> <tr> <td>1 PLACE</td> <td>± 0.36</td> <td>±</td> </tr> <tr> <td>0 PLACES</td> <td>±</td> <td>±</td> </tr> </table> <p>ANGULAR TOL ± 0.5°</p>							MM	INCH	4 PLACES	±	±	3 PLACES	±	± 0.01	2 PLACES	± 0.25	±	1 PLACE	± 0.36	±	0 PLACES	±	±	<p>EC NO: 605734</p> <p>DRWN: SS06 2018/09/21</p> <p>CHK'D: ISHWARG 2018/10/11</p> <p>APPR: ISHWARG 2018/10/11</p>						<p>INITIAL REVISION:</p> <p>DRWN: JSCHAFFER 2004/03/18</p> <p>APPR: MARGULIS 2004/03/18</p>						<p>DOCUMENT NUMBER</p> <p>SD-42228-002</p> <p>DOC TYPE PSD</p> <p>DOC PART 001</p> <p>REVISION L7</p>						<p>PRODUCT CUSTOMER DRAWING</p>					
	MM	INCH																																																									
4 PLACES	±	±																																																									
3 PLACES	±	± 0.01																																																									
2 PLACES	± 0.25	±																																																									
1 PLACE	± 0.36	±																																																									
0 PLACES	±	±																																																									
<p>DRAFT WHERE APPLICABLE MUST REMAIN WITHIN DIMENSIONS</p>						<p>THIRD ANGLE PROJECTION</p>						<p>DRAWING</p> <p>B-SIZE</p>						<p>SERIES</p> <p>42228</p>						<p>MATERIAL NUMBER</p> <p>SEE CHART</p>						<p>CUSTOMER</p> <p>GENERAL MARKET</p>						<p>SHEET NUMBER</p> <p>2 OF 6</p>																							
<p>DOCUMENT STATUS</p> <p>P1</p>						<p>RELEASE DATE</p> <p>2018/10/11</p>						<p>05:21:29</p>																																															

A-42228-0283/0316					
F HEADER NUMBER:		41411			
PIN NUMBER:		228			
PIN LENGTH: L		.705/17.91			
MATING LENGTH: M		.295/7.49			
GOLD POINT: G		.140/3.56			
PC TAIL LENGTH: P		.120/3.05			
TIN: T		.135/3.43			
DIMENSION Y		.022/0.56			
E CKTS:		3-36			
KINKS:		NO			
REMOVED BACKWALLS:		YES			
VOIDED CKTS:		NONE			
PACKAGING:		BULK, PER PK-40873-0056			
CKTS	MATERIAL NUMBER	ENG NUMBER	CKTS	MATERIAL NUMBER	ENG NUMBER
2			20	22-28-1208	A-42228-0300
3	22-28-1038	A-42228-0283	21	22-28-1218	A-42228-0301
4	22-28-1048	A-42228-0284	22	22-28-1228	A-42228-0302
5	22-28-1058	A-42228-0285	23	22-28-1238	A-42228-0303
6	22-28-1068	A-42228-0286	24	22-28-1248	A-42228-0304
7	22-28-1078	A-42228-0287	25	22-28-1258	A-42228-0305
8	22-28-1088	A-42228-0288	26	22-28-1268	A-42228-0306
9	22-28-1098	A-42228-0289	27	22-28-1278	A-42228-0307
10	22-28-1108	A-42228-0290	28	22-28-1288	A-42228-0308
11	22-28-1118	A-42228-0291	29	22-28-1298	A-42228-0309
12	22-28-1128	A-42228-0292	30	22-28-1308	A-42228-0310
13	22-28-1138	A-42228-0293	31	22-28-1318	A-42228-0311
14	22-28-1148	A-42228-0294	32	22-28-1328	A-42228-0312
15	22-28-1158	A-42228-0295	33	22-28-1338	A-42228-0313
16	22-28-1168	A-42228-0296	34	22-28-1348	A-42228-0314
17	22-28-1178	A-42228-0297	35	22-28-1358	A-42228-0315
18	22-28-1188	A-42228-0298	36	22-28-1368	A-42228-0316
19	22-28-1198	A-42228-0299			

A-42228-0318/0351					
F HEADER NUMBER:		41411			
PIN NUMBER:		154			
PIN LENGTH: L		.720/18.29			
MATING LENGTH: M		.295/7.49			
GOLD POINT: G		N/A			
PC TAIL LENGTH: P		.135/3.43			
TIN: T		OVERALL			
DIMENSION Y		.022/0.56			
E CKTS:		3-36			
KINKS:		YES SMES-42003			
REMOVED BACKWALLS:		YES			
VOIDED CKTS:		NONE			
PACKAGING:		BULK, PER PK-40873-0056			
CKTS	MATERIAL NUMBER	ENG NUMBER	CKTS	MATERIAL NUMBER	ENG NUMBER
2			20	22-28-1209	A-42228-0335
3	22-28-1039	A-42228-0318	21	22-28-1219	A-42228-0336
4	22-28-1049	A-42228-0319	22	22-28-1229	A-42228-0337
5	22-28-1059	A-42228-0320	23	22-28-1239	A-42228-0338
6	22-28-1069	A-42228-0321	24	22-28-1249	A-42228-0339
7	22-28-1079	A-42228-0322	25	22-28-1259	A-42228-0340
8	22-28-1089	A-42228-0323	26	22-28-1269	A-42228-0341
9	22-28-1099	A-42228-0324	27	22-28-1279	A-42228-0342
10	22-28-1109	A-42228-0325	28	22-28-1289	A-42228-0343
11	22-28-1119	A-42228-0326	29	22-28-1299	A-42228-0344
12	22-28-1129	A-42228-0327	30	22-28-1309	A-42228-0345
13	22-28-1139	A-42228-0328	31	22-28-1319	A-42228-0346
14	22-28-1149	A-42228-0329	32	22-28-1329	A-42228-0347
15	22-28-1159	A-42228-0330	33	22-28-1339	A-42228-0348
16	22-28-1169	A-42228-0331	34	22-28-1349	A-42228-0349
17	22-28-1179	A-42228-0332	35	22-28-1359	A-42228-0350
18	22-28-1189	A-42228-0333	36	22-28-1369	A-42228-0351
19	22-28-1199	A-42228-0334			

B																																																																
A																																																																
<table border="1"> <tr> <td>DOCUMENT STATUS</td> <td>P1</td> <td>RELEASE DATE</td> <td>2018/10/11</td> <td>05:21:29</td> <td></td> </tr> </table>						DOCUMENT STATUS	P1	RELEASE DATE	2018/10/11	05:21:29																																																						
DOCUMENT STATUS	P1	RELEASE DATE	2018/10/11	05:21:29																																																												
<table border="1"> <tr> <td>SYMBOLS</td> <td colspan="5">THIS DRAWING CONTAINS INFORMATION THAT IS PROPRIETARY TO MOLEX ELECTRONIC TECHNOLOGIES, LLC AND SHOULD NOT BE USED WITHOUT WRITTEN PERMISSION</td> </tr> <tr> <td rowspan="2"> = 0 = 0 = 0 = 0 = 0 = 0 = 0 = 0 = 0 </td> <td colspan="2"> DIMENSION UNITS in/mm </td> <td colspan="3"> SCALE 1:1 </td> </tr> <tr> <td colspan="5"> GENERAL TOLERANCES (UNLESS SPECIFIED) <table border="1"> <tr> <th></th> <th>MM</th> <th>INCH</th> </tr> <tr> <td>4 PLACES</td> <td>±</td> <td>±</td> </tr> <tr> <td>3 PLACES</td> <td>±</td> <td>± 0.01</td> </tr> <tr> <td>2 PLACES</td> <td>± 0.25</td> <td>±</td> </tr> <tr> <td>1 PLACE</td> <td>± 0.36</td> <td>±</td> </tr> <tr> <td>0 PLACES</td> <td>±</td> <td>±</td> </tr> </table> </td> </tr> <tr> <td colspan="2"> CURRENT REV DESC: NEW PN ADDED </td> <td colspan="4"> EC NO: 605734 DRWN: SS06 2018/09/21 CHK'D: ISHWARG 2018/10/11 APPR: ISHWARG 2018/10/11 </td> </tr> <tr> <td colspan="2"> INITIAL REVISION: DRWN: JSCHAFFER 2004/03/18 APPR: MARGULIS 2004/03/18 </td> <td colspan="4"> PRODUCT CUSTOMER DRAWING DOCUMENT NUMBER: SD-42228-002 DOC TYPE: PSD DOC PART: 001 REVISION: L7 </td> </tr> <tr> <td colspan="2"> DRAFT WHERE APPLICABLE MUST REMAIN WITHIN DIMENSIONS </td> <td> THIRD ANGLE PROJECTION </td> <td> DRAWING B-SIZE </td> <td> SERIES 42228 </td> <td> MATERIAL NUMBER SEE CHART </td> </tr> <tr> <td colspan="2"></td> <td colspan="2"> CUSTOMER GENERAL MARKET </td> <td colspan="2"> SHEET NUMBER 3 OF 6 </td> </tr> </table>						SYMBOLS	THIS DRAWING CONTAINS INFORMATION THAT IS PROPRIETARY TO MOLEX ELECTRONIC TECHNOLOGIES, LLC AND SHOULD NOT BE USED WITHOUT WRITTEN PERMISSION					= 0 = 0 = 0 = 0 = 0 = 0 = 0 = 0 = 0	DIMENSION UNITS in/mm		SCALE 1:1			GENERAL TOLERANCES (UNLESS SPECIFIED) <table border="1"> <tr> <th></th> <th>MM</th> <th>INCH</th> </tr> <tr> <td>4 PLACES</td> <td>±</td> <td>±</td> </tr> <tr> <td>3 PLACES</td> <td>±</td> <td>± 0.01</td> </tr> <tr> <td>2 PLACES</td> <td>± 0.25</td> <td>±</td> </tr> <tr> <td>1 PLACE</td> <td>± 0.36</td> <td>±</td> </tr> <tr> <td>0 PLACES</td> <td>±</td> <td>±</td> </tr> </table>						MM	INCH	4 PLACES	±	±	3 PLACES	±	± 0.01	2 PLACES	± 0.25	±	1 PLACE	± 0.36	±	0 PLACES	±	±	CURRENT REV DESC: NEW PN ADDED		EC NO: 605734 DRWN: SS06 2018/09/21 CHK'D: ISHWARG 2018/10/11 APPR: ISHWARG 2018/10/11				INITIAL REVISION: DRWN: JSCHAFFER 2004/03/18 APPR: MARGULIS 2004/03/18		PRODUCT CUSTOMER DRAWING DOCUMENT NUMBER: SD-42228-002 DOC TYPE: PSD DOC PART: 001 REVISION: L7				DRAFT WHERE APPLICABLE MUST REMAIN WITHIN DIMENSIONS		THIRD ANGLE PROJECTION 	DRAWING B-SIZE	SERIES 42228	MATERIAL NUMBER SEE CHART			CUSTOMER GENERAL MARKET		SHEET NUMBER 3 OF 6	
SYMBOLS	THIS DRAWING CONTAINS INFORMATION THAT IS PROPRIETARY TO MOLEX ELECTRONIC TECHNOLOGIES, LLC AND SHOULD NOT BE USED WITHOUT WRITTEN PERMISSION																																																															
= 0 = 0 = 0 = 0 = 0 = 0 = 0 = 0 = 0	DIMENSION UNITS in/mm		SCALE 1:1																																																													
	GENERAL TOLERANCES (UNLESS SPECIFIED) <table border="1"> <tr> <th></th> <th>MM</th> <th>INCH</th> </tr> <tr> <td>4 PLACES</td> <td>±</td> <td>±</td> </tr> <tr> <td>3 PLACES</td> <td>±</td> <td>± 0.01</td> </tr> <tr> <td>2 PLACES</td> <td>± 0.25</td> <td>±</td> </tr> <tr> <td>1 PLACE</td> <td>± 0.36</td> <td>±</td> </tr> <tr> <td>0 PLACES</td> <td>±</td> <td>±</td> </tr> </table>						MM	INCH	4 PLACES	±	±	3 PLACES	±	± 0.01	2 PLACES	± 0.25	±	1 PLACE	± 0.36	±	0 PLACES	±	±																																									
	MM	INCH																																																														
4 PLACES	±	±																																																														
3 PLACES	±	± 0.01																																																														
2 PLACES	± 0.25	±																																																														
1 PLACE	± 0.36	±																																																														
0 PLACES	±	±																																																														
CURRENT REV DESC: NEW PN ADDED		EC NO: 605734 DRWN: SS06 2018/09/21 CHK'D: ISHWARG 2018/10/11 APPR: ISHWARG 2018/10/11																																																														
INITIAL REVISION: DRWN: JSCHAFFER 2004/03/18 APPR: MARGULIS 2004/03/18		PRODUCT CUSTOMER DRAWING DOCUMENT NUMBER: SD-42228-002 DOC TYPE: PSD DOC PART: 001 REVISION: L7																																																														
DRAFT WHERE APPLICABLE MUST REMAIN WITHIN DIMENSIONS		THIRD ANGLE PROJECTION 	DRAWING B-SIZE	SERIES 42228	MATERIAL NUMBER SEE CHART																																																											
		CUSTOMER GENERAL MARKET		SHEET NUMBER 3 OF 6																																																												

A-42228-0491/0524					
HEADER NUMBER:		41411			
PIN NUMBER:		154			
PIN LENGTH: L		.720/18.29			
MATING LENGTH: M		.295/7.49			
GOLD POINT: G		N/A			
PC TAIL LENGTH: P		.135/3.43			
TIN: T		OVERALL			
DIMENSION Y		.022/0.56			
CKTS:		3-36			
KINKS:		YES SMES-43703-0000			
REMOVED BACKWALLS:		YES			
VOIDED CKTS:		NONE			
PACKAGING:		BULK, PER PK-40873-0056			
CKTS	MATERIAL NUMBER	ENG NUMBER	CKTS	MATERIAL NUMBER	ENG NUMBER
2			20		A-42228-0508
3		A-42228-0491	21		A-42228-0509
4	42228-0492	A-42228-0492	22		A-42228-0510
5	42228-0493	A-42228-0493	23		A-42228-0511
6	42228-0494	A-42228-0494	24		A-42228-0512
7	42228-0495	A-42228-0495	25		A-42228-0513
8		A-42228-0496	26		A-42228-0514
9		A-42228-0497	27		A-42228-0515
10		A-42228-0498	28		A-42228-0516
11	42228-0499	A-42228-0499	29		A-42228-0517
12		A-42228-0500	30		A-42228-0518
13		A-42228-0501	31		A-42228-0519
14		A-42228-0502	32		A-42228-0520
15		A-42228-0503	33		A-42228-0521
16		A-42228-0504	34		A-42228-0522
17		A-42228-0505	35		A-42228-0523
18		A-42228-0506	36		A-42228-0524
19		A-42228-0507			

A-42228-0525/0537					
HEADER NUMBER:		41411			
PIN NUMBER:		154			
PIN LENGTH: L		.720/18.29			
MATING LENGTH: M		.295/7.49			
GOLD POINT: G		N/A			
PC TAIL LENGTH: P		.135/3.43			
TIN: T		OVERALL			
DIMENSION Y		.022/0.56			
CKTS:		24-36			
KINKS:		YES SMES-42003			
REMOVED BACKWALLS:		NO			
VOIDED CKTS:		5,7,11,13,16,20,24			
PACKAGING:		BULK, PER PK-40873-0056			
CKTS	MATERIAL NUMBER	ENG NUMBER	CKTS	MATERIAL NUMBER	ENG NUMBER
2			20		
3			21		
4			22		
5			23		
6			24	42228-0525	A-42228-0525
7			25	42228-0526	A-42228-0526
8			26	42228-0527	A-42228-0527
9			27	42228-0528	A-42228-0528
10			28	42228-0529	A-42228-0529
11			29	42228-0530	A-42228-0530
12			30	42228-0531	A-42228-0531
13			31	42228-0532	A-42228-0532
14			32	42228-0533	A-42228-0533
15			33	42228-0534	A-42228-0534
16			34	42228-0535	A-42228-0535
17			35	42228-0536	A-42228-0536
18			36	42228-0537	A-42228-0537
19					

<p>THIS DRAWING CONTAINS INFORMATION THAT IS PROPRIETARY TO MOLEX ELECTRONIC TECHNOLOGIES, LLC AND SHOULD NOT BE USED WITHOUT WRITTEN PERMISSION</p>																									
<p>SYMBOLS</p> <p>▽ = 0</p> <p>▽ = 0</p> <p>▽ = 0</p> <p>▽ = 0</p> <p>▽ = 0</p> <p>▽ = 0</p> <p>▽ = 0</p> <p>▽ = 0</p> <p>▽ = 0</p> <p>▽ = 0</p> <p>▽ = 0</p>		<p>DIMENSION UNITS</p> <p>in/mm</p> <p>SCALE</p> <p>1:1</p> <p>GENERAL TOLERANCES (UNLESS SPECIFIED)</p> <table border="1"> <thead> <tr> <th></th> <th>MM</th> <th>INCH</th> </tr> </thead> <tbody> <tr> <td>4 PLACES</td> <td>±</td> <td>±</td> </tr> <tr> <td>3 PLACES</td> <td>±</td> <td>± 0.01</td> </tr> <tr> <td>2 PLACES</td> <td>± 0.25</td> <td>±</td> </tr> <tr> <td>1 PLACE</td> <td>± 0.36</td> <td>±</td> </tr> <tr> <td>0 PLACES</td> <td>±</td> <td>±</td> </tr> </tbody> </table> <p>ANGULAR TOL ± 0.5°</p> <p>DRAFT WHERE APPLICABLE MUST REMAIN WITHIN DIMENSIONS</p>			MM	INCH	4 PLACES	±	±	3 PLACES	±	± 0.01	2 PLACES	± 0.25	±	1 PLACE	± 0.36	±	0 PLACES	±	±	<p>CURRENT REV DESC: NEW PIN ADDED</p> <p>EC NO: 605734</p> <p>DRWN: SS06 2018/09/21</p> <p>CHK'D: ISHWARG 2018/10/11</p> <p>APPR: ISHWARG 2018/10/11</p> <p>INITIAL REVISION:</p> <p>DRWN: JSCHAFFER 2004/03/18</p> <p>APPR: MARGULIS 2004/03/18</p> <p>THIRD ANGLE PROJECTION</p> <p>DRAWING</p> <p>SERIES</p> <p>B-SIZE 42228</p>		<p>molex</p> <p>.100 FRICTION LOCK BREAKAWAY HEADER ASSY</p> <p>PRODUCT CUSTOMER DRAWING</p> <p>DOCUMENT NUMBER</p> <p>SD-42228-002</p> <p>DOC TYPE</p> <p>PSD</p> <p>DOC PART</p> <p>001</p> <p>REVISION</p> <p>L7</p> <p>MATERIAL NUMBER</p> <p>SEE CHART</p> <p>CUSTOMER</p> <p>GENERAL MARKET</p> <p>SHEET NUMBER</p> <p>5 OF 6</p>	
	MM	INCH																							
4 PLACES	±	±																							
3 PLACES	±	± 0.01																							
2 PLACES	± 0.25	±																							
1 PLACE	± 0.36	±																							
0 PLACES	±	±																							
<p>DOCUMENT STATUS</p> <p>P1</p> <p>RELEASE DATE</p> <p>2018/10/11 05:21:29</p>																									

