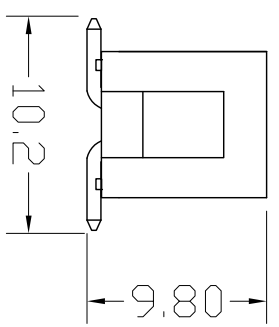
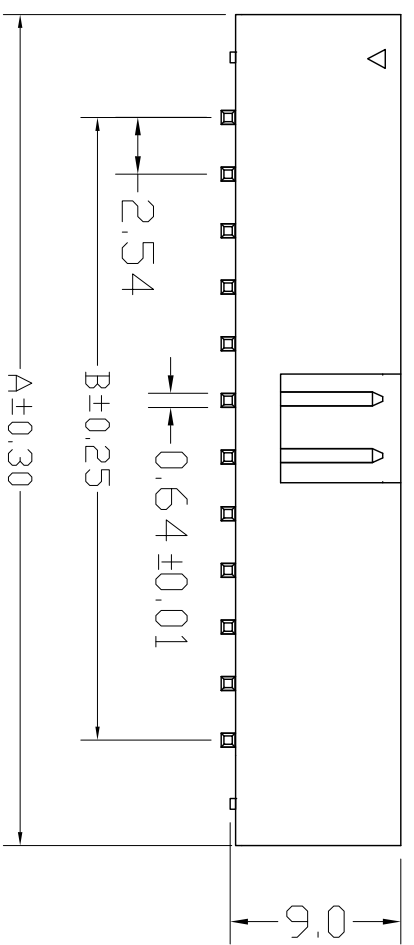
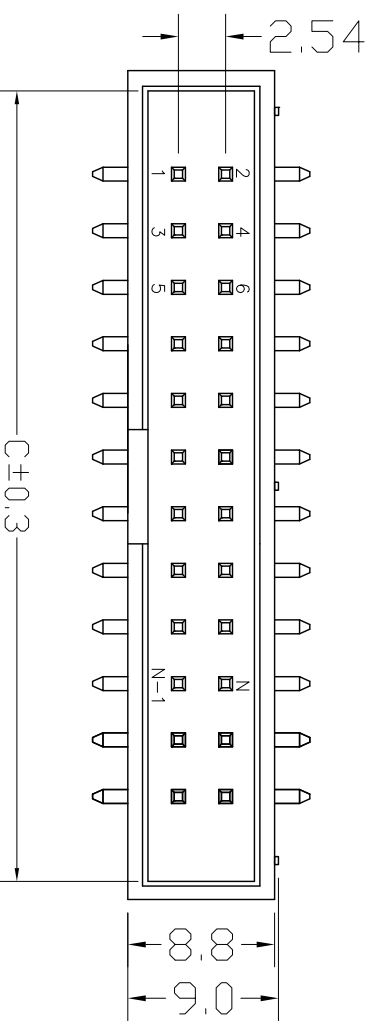


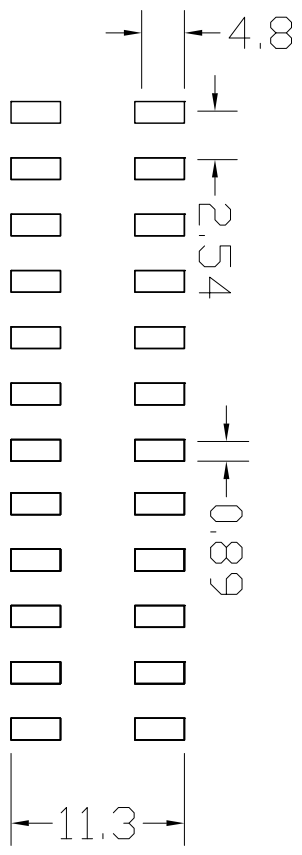
REV.	DESCRIPTION	DATE
A	RELEASE	2012.11.12

NOTES:
 Insulator Material: Nylon-6T, UL 94V-0
 Contact Plating: TIN, 80-100 μ "
 Contact Material: Brass

Current Rating : 1A AC,DC
 Contact Resistance: 20M Ω Max.
 Dielectric Withstanding: AC 500V
 Insulator Resistance: 1000M Ω Min.
 Operating Temp.: -40°C~+105°C



NUMBER OF POSITIONS	DIMENSIONS		
	A	B	C
06	15.24	5.08	12.94
08	17.78	7.62	15.48
10	20.32	10.16	18.02
12	22.86	12.70	20.56
14	25.40	15.24	23.10
16	27.94	17.78	25.64
18	30.48	20.32	28.18
20	33.02	22.86	30.72
22	35.56	25.40	33.26
24	38.10	27.94	35.80
26	40.64	30.48	38.34
28	43.18	33.02	40.88
30	45.72	35.56	43.42
32	48.26	38.10	45.96
34	50.80	40.64	48.50
36	53.34	43.18	51.04
40	58.42	48.26	56.12
44	63.50	53.34	61.20
50	71.12	60.96	68.82
60	83.82	73.66	81.52
64	88.90	78.74	86.60



PCB LAYOUT

UNLESS TOLERANCE		DRAW BY
GENERAL	ANGLE	DESIGN BY
X ± 0.30	X' ± 3.0°	CHECK BY
.X ± 0.20	.X' ± 2.0°	APPROVE BY
.XX ± 0.15	.XX' ± 1.0°	SCALE
.XXX ± 0.08	.XXX ± 0.5°	SHEET
		UNIT
		1:1
		1/1
		MM

Cnc Tech,LLC

Port NO.
 3020-XX-0300-99

DRAW NO: REV: A