

NOTES:

1. \varnothing REPRESENTS A CRITICAL DIMENSION.
2. MAXIMUM CUT FLASH: .010[0.25].
3. PACKAGE IN PT-1-24-01-58 TUBE WITH TWO TP-13 PLUGS PER TUBE.
4. FILL -T PLATED PINS THE SAME AS SELECTIVE TO REDUCE BANDOLIER MARKS IN THE POST AREA.
5. DUE TO THE HIGH AMOUNT OF INSERTION FORCE NEEDED, THE -LC OPTION IS NOT COMPATIBLE WITH AUTO PLACEMENT. SAMTEC RECOMMENDS MANUAL PLACEMENT FOR ALL ASSEMBLIES WITH THE -LC OPTION.
6. ORDERS WILL BE PACKAGED ACCORDING TO THE SAMTEC PACKAGING EFFICIENCY STANDARDS (SPES) FOUND ON WWW.SAMTEC.COM
7. ATTACH LABEL TO EACH REEL

DO NOT SCALE FROM THIS PRINT

TSSH-1XX-01-XXX-XX-XX-XX-X-XX

No OF POSITIONS
-05 THRU -36 (PER ROW)

LEAD STYLE
-01

PLATING SPECIFICATION

- S: 30 μ " SELECTIVE GOLD IN CONTACT AREA, MATTE TIN ON TAIL
- F: 3 μ " FLASH SELECTIVE GOLD IN CONTACT AREA, MATTE TIN ON TAIL
- L: 10 μ " LIGHT SELECTIVE GOLD IN CONTACT AREA, MATTE TIN ON TAIL
- T: MATTE TIN CONTACT AND TAIL
- G: 10 μ " GOLD IN CONTACT AREA, 3 μ " ON TAIL
- H: 30 μ " HEAVY GOLD IN CONTACT AREA, 3 μ " ON TAIL
- TM: MATTE TIN CONTACT AND TAIL
- SM: 30 μ " SELECTIVE GOLD IN CONTACT AREA, MATTE TIN ON TAIL
- LM: 10 μ " LIGHT SELECTIVE GOLD IN CONTACT AREA, MATTE TIN ON TAIL
- FM: 3 μ " FLASH SELECTIVE GOLD IN CONTACT AREA, MATTE TIN ON TAIL
- STL: 30 μ " FLASH SELECTIVE GOLD IN CONTACT AREA, TIN / LEAD (90%/10% +/-5%) ON TAIL

PACKAGING

- BLANK: TUBES (SEE NOTE 3)
- TR: TAPE & REEL (-DV ONLY) (-05 THRU -28 POS) (SEE NOTE 6 & 7)
- FR: TAPE & REEL (-DV ONLY) (-05 THRU -28 POS) (SEE NOTE 6 & 7)

PICK & PLACE OPTION

- P: P PICK & PLACE PAD (-DV ONLY, USE PPP-06) (SEE FIG 5, SHT 2)
- *-M: METAL PICK & PLACE PAD (-DV ONLY, USE LMP-01) (SEE FIG 4, SHT 2)

OPTION 2

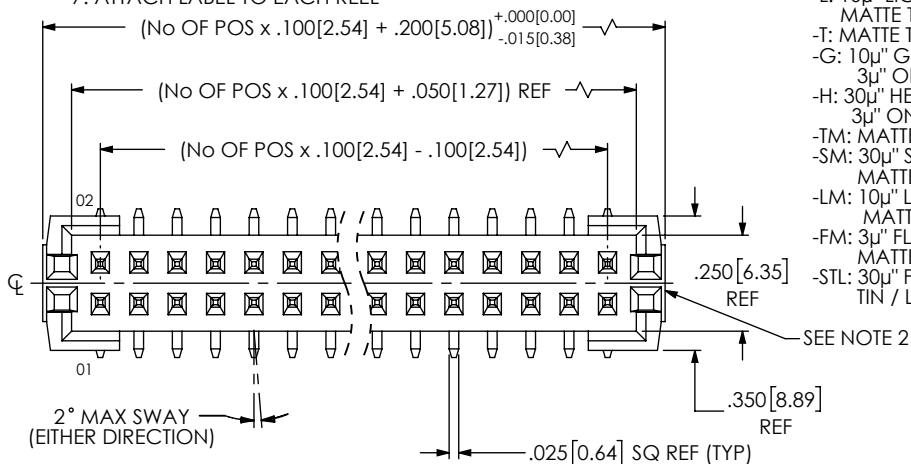
- LC: LOCKING CLIP (-DV ONLY) (SEE FIG 2, SHT 2, SEE NOTE 5)
- A: ALIGNMENT PIN (-DV ONLY) (SEE FIG 3, SHT 2)

OPTION 1

POLARIZED POSITIONS SPECIFY OMITTED PINS

ROW SPECIFICATION

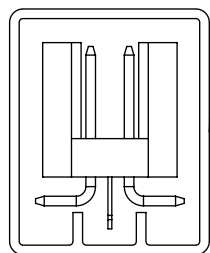
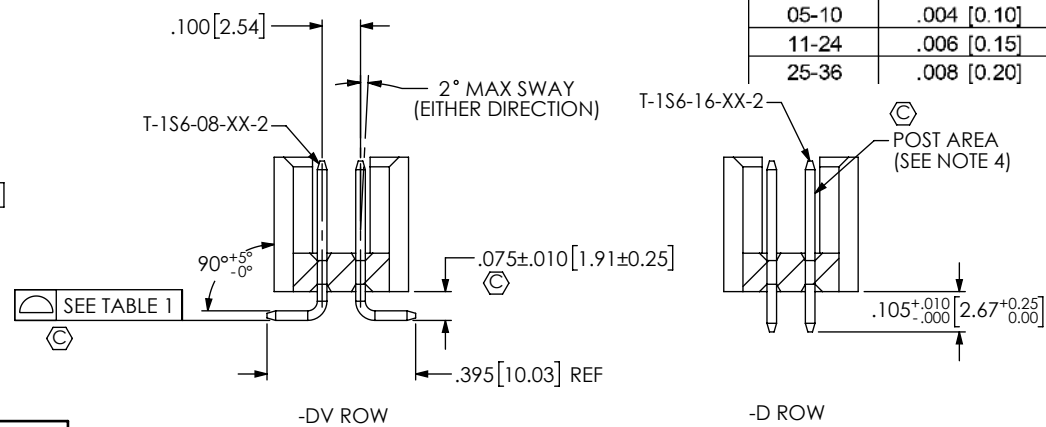
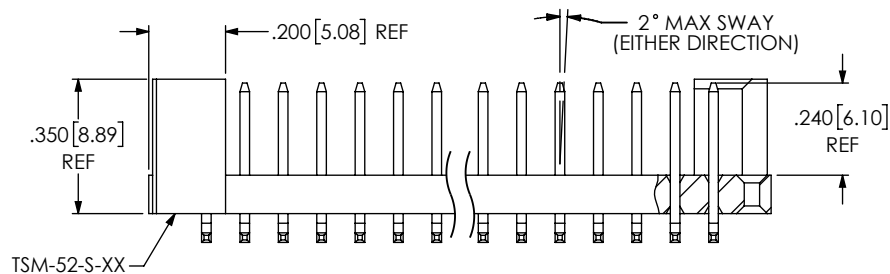
- DV: DOUBLE VERTICAL
- D: THROUGH HOLE



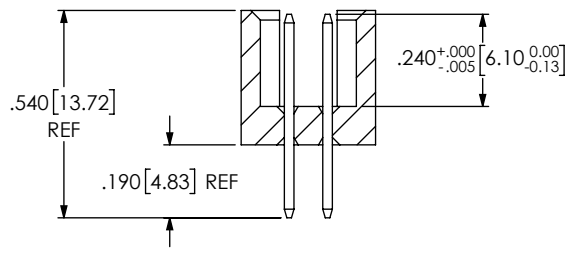
(* = FOR EXISTING CUSTOMERS ONLY)

TABLE 1

POSITION	COPLANARITY
05-10	.004 [0.10]
11-24	.006 [0.15]
25-36	.008 [0.20]



PACKAGING VIEW (SEE NOTE 3)



IN-PROCESS -DV ONLY

FIG 1

UNLESS OTHERWISE SPECIFIED, DIMENSIONS ARE IN INCHES. TOLERANCES ARE:
 DECIMALS ANGLES
 .XX: $\pm .01 [0.3]$ 2°
 .XXX: $\pm .005 [0.13]$
 .XXXX: $\pm .0020 [0.051]$

PROPRIETARY NOTE
 THIS DOCUMENT CONTAINS CONFIDENTIAL AND PROPRIETARY INFORMATION AND ALL DESIGN, MANUFACTURING, REPRODUCTION, USE, PATENT RIGHTS AND SALES RIGHTS ARE EXPRESSLY RESERVED BY SAMTEC, INC. THIS DOCUMENT SHALL NOT BE DISCLOSED, IN WHOLE OR PART, TO ANY UNAUTHORIZED PERSON OR ENTITY NOR REPRODUCED, TRANSFERRED OR INCORPORATED IN ANY OTHER PROJECT IN ANY MANNER WITHOUT THE EXPRESS WRITTEN CONSENT OF SAMTEC, INC.



520 PARK EAST BLVD, NEW ALBANY, IN 47150
 PHONE: 812-944-6733 FAX: 812-948-5047
 e-Mail: info@SAMTEC.com code 53322

MATERIAL: DO NOT SCALE DRAWING SHEET SCALE: 2:1
 INSULATOR: LCP, UL 94 VO
 COLOR: BLACK

TERMINAL: PHOS BRONZE 510 PER ASTM B159

DESCRIPTION:
 .100" C.L. SHROUDED TERMINAL ASSEMBLY

DWG. NO.
TSSH-1XX-01-XXX-XX-XX-XX-X-XX

BY: BRATCHER 10/30/1997 SHEET 1 OF 2

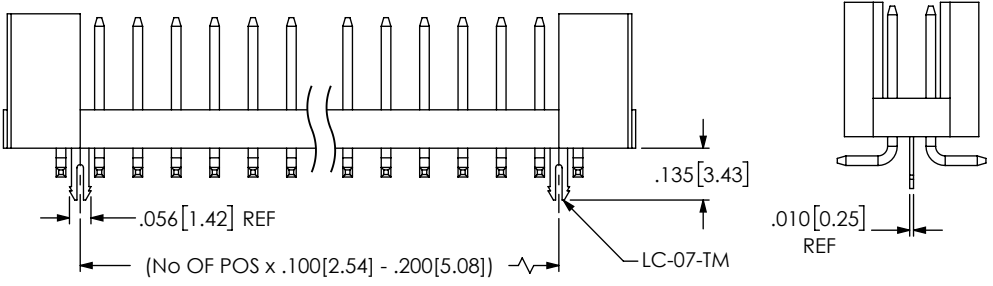


FIG 2
-LC OPTION (-DV ONLY)
(DIFFERENT AS SHOWN, OTHERWISE SAME AS FIG 1)

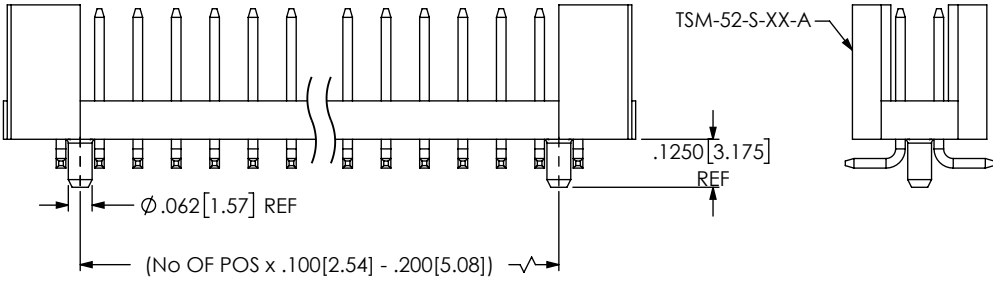


FIG 3
-A OPTION (MOLDED ALIGNMENT PIN, -DV ONLY)
(DIFFERENT AS SHOWN, OTHERWISE SAME AS FIG 1)

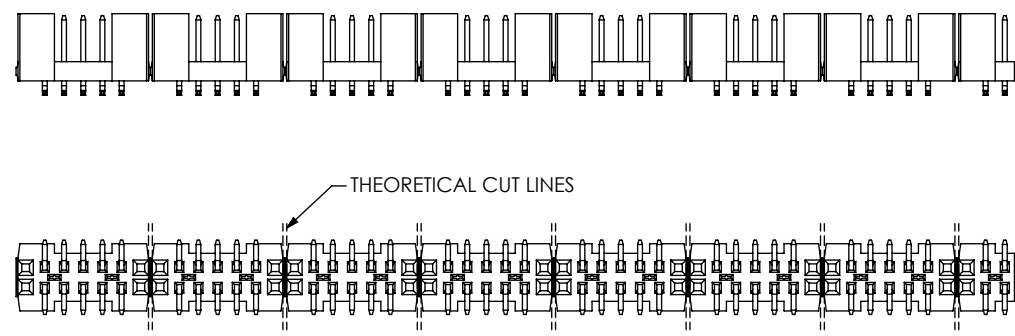


FIG 6
FULL STRIP VIEW

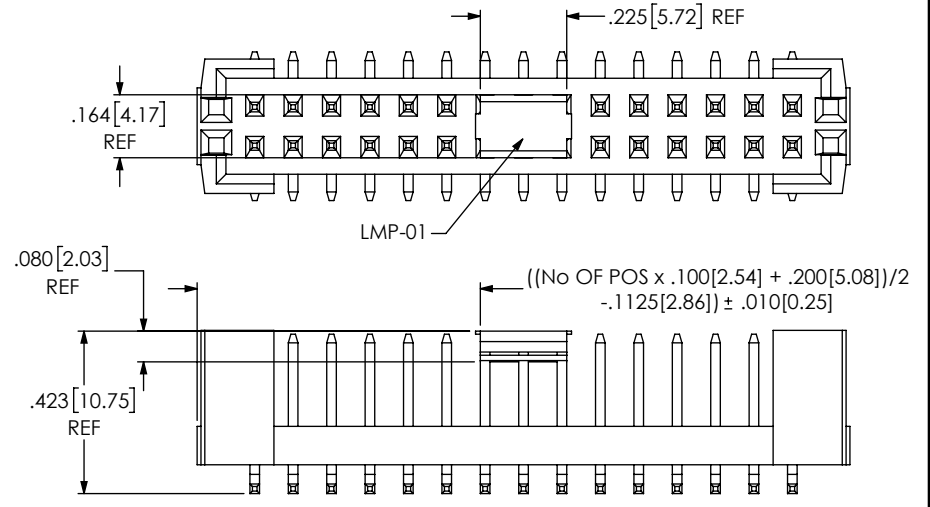


FIG 4
-M OPTION (-DV ONLY)
(DIFFERENT AS SHOWN, OTHERWISE SAME AS FIG 1)

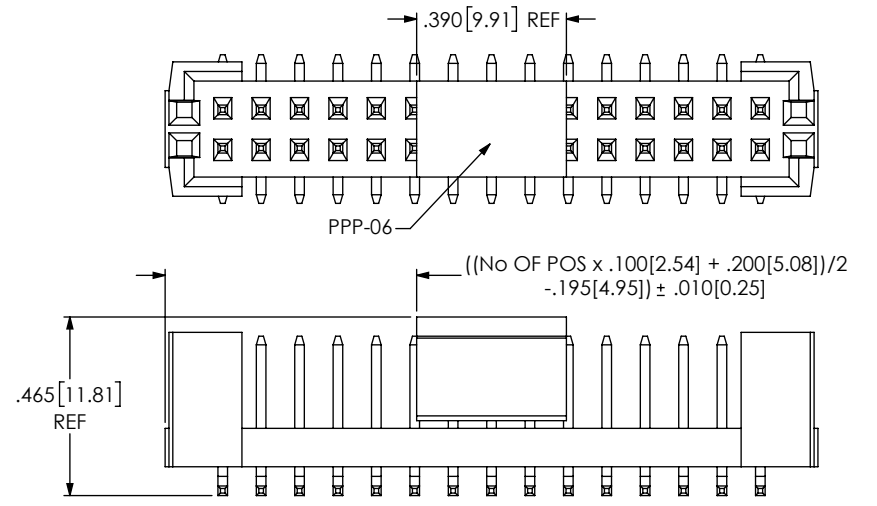


FIG 5
-P OPTION (-DV ONLY)
(DIFFERENT AS SHOWN, OTHERWISE SAME AS FIG 1)

PROPRIETARY NOTE
THIS DOCUMENT CONTAINS CONFIDENTIAL AND PROPRIETARY INFORMATION AND ALL DESIGN, MANUFACTURING, REPRODUCTION, USE, PATENT RIGHTS AND SALES RIGHTS ARE EXPRESSLY RESERVED BY SAMTEC, INC. THIS DOCUMENT SHALL NOT BE DISCLOSED, IN WHOLE OR PART, TO ANY UNAUTHORIZED PERSON OR ENTITY NOR REPRODUCED, TRANSFERRED OR INCORPORATED IN ANY OTHER PROJECT IN ANY MANNER WITHOUT THE EXPRESS WRITTEN CONSENT OF SAMTEC, INC.

DO NOT SCALE DRAWING
SHEET SCALE: 2:1



520 PARK EAST BLVD, NEW ALBANY, IN 47150
PHONE: 812-944-6733 FAX: 812-948-5047
e-Mail info@SAMTEC.com code 53322

DESCRIPTION:
.100" C.L. SHROUDED TERMINAL ASSEMBLY

DWG. NO.
TSSH-1XX-01-XXX-XX-XX-XX-X-XX

BY: BRATCHER 10/30/1997 SHEET 2 OF 2