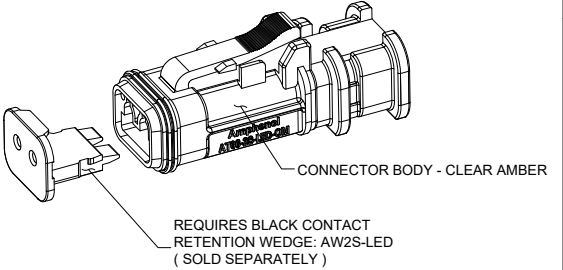
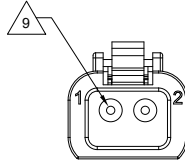
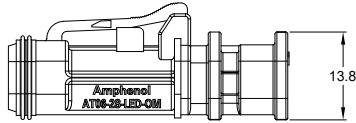
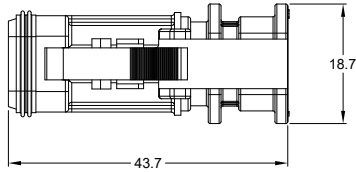
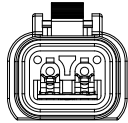


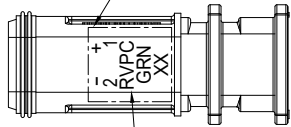
REVISIONS					
REV	ECO	DESCRIPTION	DATE	BY	APPR
A1	-	RELEASE DRAWING	18MAR20	SULLEN	TOMMY
A2	-	UPDATE LATCH AND DIMENSION	18SEP20	SULLEN	TOMMY
A3	-	CHANGE MATERIAL OF HOUSING	20DEC21	MILO	TOMMY

NOTES: UNLESS OTHERWISE SPECIFIED

- MATERIAL:  
HOUSING: NATURAL ULTEM  
SEAL: SILICONE RUBBER
- MODIFICATIONS: LIGHT EMITTING DIODE (GREEN), REVERSE VOLTAGE PROTECTION CIRCUIT (RVPC).
- CONNECTOR SPECIFICATIONS:  
3.1 CURRENT RATING: 13 AMPS  
3.2 DIELECTRIC WITHSTANDING VOLTAGE: LESS THAN 2 MILLIAMPS CURRENT LEAKAGE @ 1500 VOLTS AC.  
3.3 INSULATION RESISTANCE: 1000 MEGOHMS MIN @ 25°C.  
3.4 MOISTURE RESISTANCE:  
IP68 ( IM OF WATER FOR A PERIOD OF 24 HOURS, MATED CONDITION )  
IP69K ( MATED CONDITION )  
3.5 MATING CYCLE DURABILITY: 100 CYCLES  
3.6 ROHS COMPLIANT
- LED SPECIFICATIONS:  
4.1 FORWARD CURRENT: 30 MILLIAMPS TYPICAL;  
100 MILLIAMPS MAXIMUM  
4.2 REVERSE CURRENT: 50 MICROAMPS MAXIMUM  
4.3 POWER DISSIPATION: 120 MILLIWATTS MAXIMUM  
4.4 FORWARD VOLTAGE: 4 VOLTS MAXIMUM  
4.5 REVERSE VOLTAGE: 5 VOLTS MAXIMUM
- RESISTOR SPECIFICATIONS:  
5.1 RESISTANCE VALUE: 680 OHMS;  
5.2 POWER RATING: 1/8 WATTS  
5.3 MAX.WORKING VOLTAGE: 150 VOLTS
- RECTIFIER DIODE SPECIFICATIONS:  
6.1 PEAK REVERSE VALUE: 1000 VOLTS;  
6.2 FORWARD VOLTAGE: <1.1V @ I = 1A
- MATING PART: AT04-2P\* RECEPTACLE  
(\* = MODIFICATIONS AND COLORS)
- ALL DIMENSIONS ARE FOR REFERENCE USE ONLY.

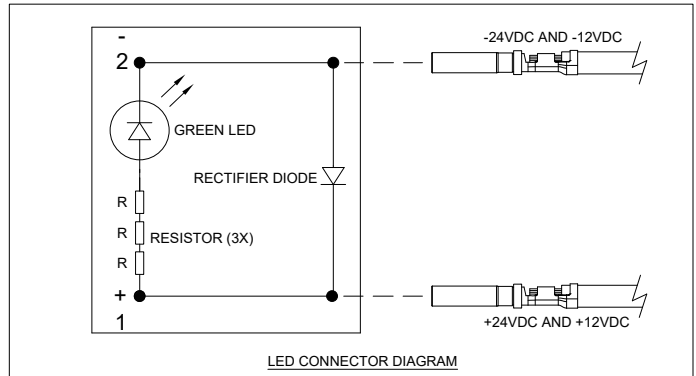


LASER ENGRAVE POLARITY, CONTACT NUMBER, SEAL TYPE, SPECIAL CIRCUIT TYPE (RVPC), AND LED COLOR CODE AS SHOWN IN THIS AREA.



SEE PART NUMBER CHART BELOW.  
XX = SEAL CODE. RD IF REDUCED DIA.,  
BLANK IF STANDARD SEAL.

COMPONENT TYPES:  
RESISTOR: TYPE 0805, R680Ω, 1/8W  
SMD LED: KPA-1606ZGC-G  
SMD RECTIFIER DIODE: 1000V, 1A, S1M



9 CONTACT SIZE AND REAR SEAL WIRE RANGE:

REDUCED DIAMETER SEAL:			
CONTACT SIZE	MIN. INSUL O.D.	MAX. INSUL O.D.	TYPICAL WIRE RANGE
16	1.35 mm (.053 in)	3.05 mm (.120 in)	14 - 20 AWG (2.0-0.5mm <sup>2</sup> )

STANDARD SEAL:			
CONTACT SIZE	MIN. INSUL O.D.	MAX. INSUL O.D.	TYPICAL WIRE RANGE
16	2.24 mm (.088 in)	3.68 mm (.145 in)	14 - 20 AWG (2.0-0.5mm <sup>2</sup> )

PART NUMBER CHART	
SEAL	PART NUMBER
STANDARD	AT06-2S-LED1224V-OM
REDUCED DIAMETER	AT06-2S-LED1224VR-OM

SEE PART NUMBER CHART		PART NUMBER		DESCRIPTION		ITEM
QUANTITY		MATERIALS LIST				
UNLESS OTHERWISE SPECIFIED: 1) All dimensions are in metric (mm). 2) Tolerances are as follows: 1 PL DEC ±0.30 2 PL DEC ±0.15 3 PL DEC ±0.08 3) Note reference =		SIGNATURES		DATE		 Sine Systems - www.amphenol-sine.com 44724 Morley Drive Clinton Township, MI 48036 <b>AT SERIES, 2-WAY, PLUG, LED, 12V OR 24V, AMBER BODY, RVP CIRCUIT, OVERMOLD</b>
		DRAWN: MILO DONG		20DEC21		
		CHECKED: SULLEN ZHANG		19SEP20		
		APPROVAL: TOMMY XIE		21DEC21		
MATERIAL SPECIFICATIONS:		CUSTOMER:		THIS DRAWING IS SUPPLIED FOR INFORMATION ONLY. DESIGN FEATURES, SPECIFICATIONS AND PERFORMANCE DATA SHOWN HEREON ARE THE PROPERTY OF THE AMPHENOL CORPORATION. NO RIGHTS OF REPRODUCTION ARE IMPLIED. ALL DIMENSIONS ARE SUBJECT TO NORMAL MANUFACTURING VARIATIONS.		REVISION
PROCESS SPECIFICATIONS:		SCALE: NONE		SIZE: B		TYPE: C
NEXT ASSY:		DWG NO: A106-2S-LED1224VX-OM		REV: A3		SHEET 1 OF 1

TITLE: AT SERIES 2-WAY PLUG LED 12V OR 24V AMBER BODY RVP CIRCUIT OVERMOLD DWG NO: A106-2S-LED1224VX-OM REV: A3 SH: 1 OF: 1