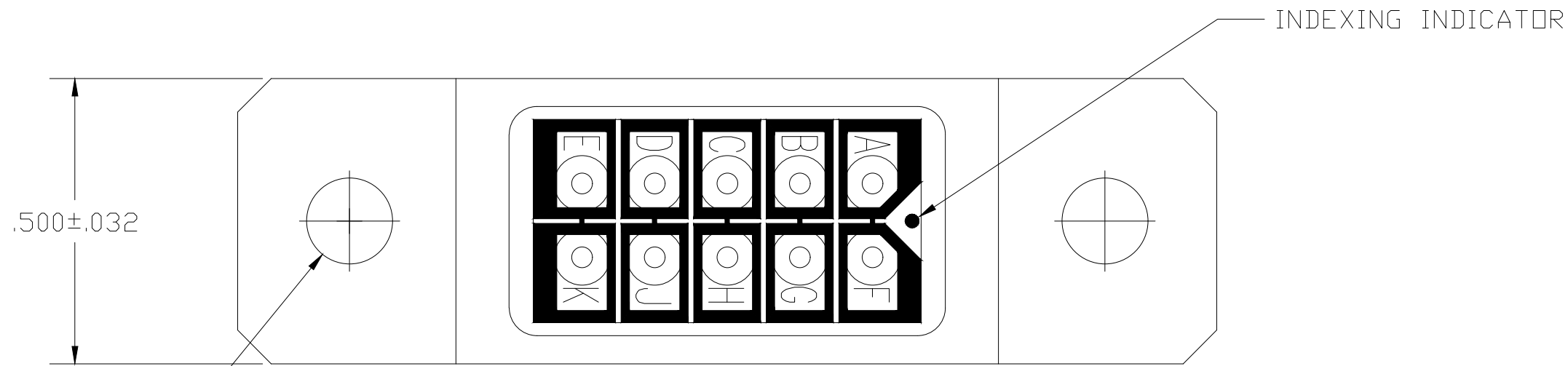
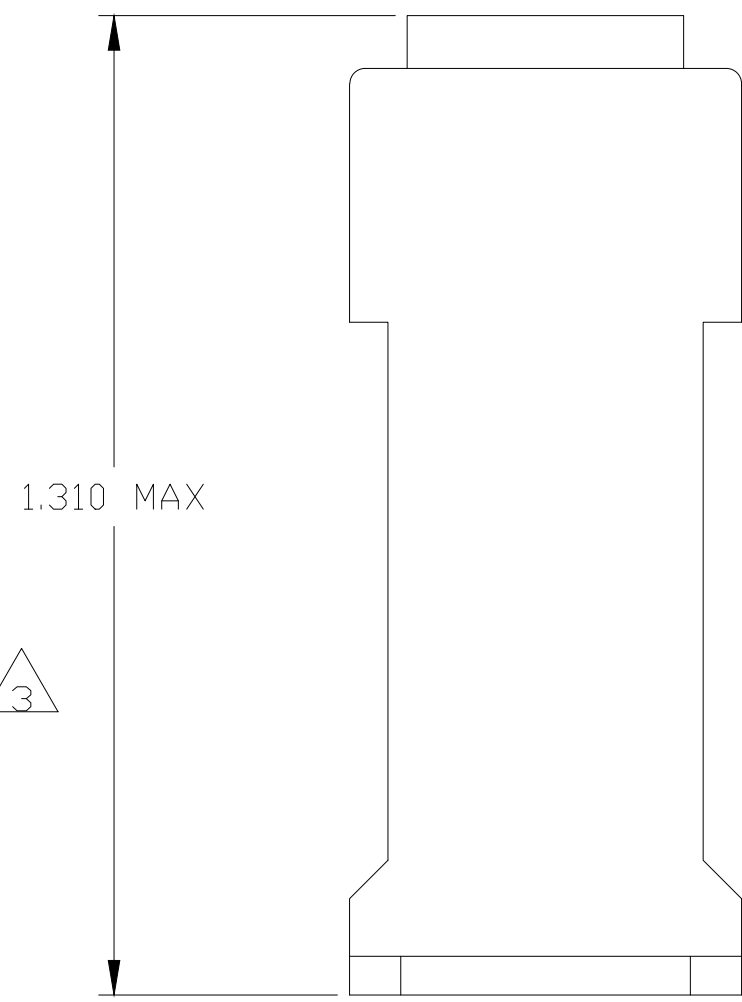
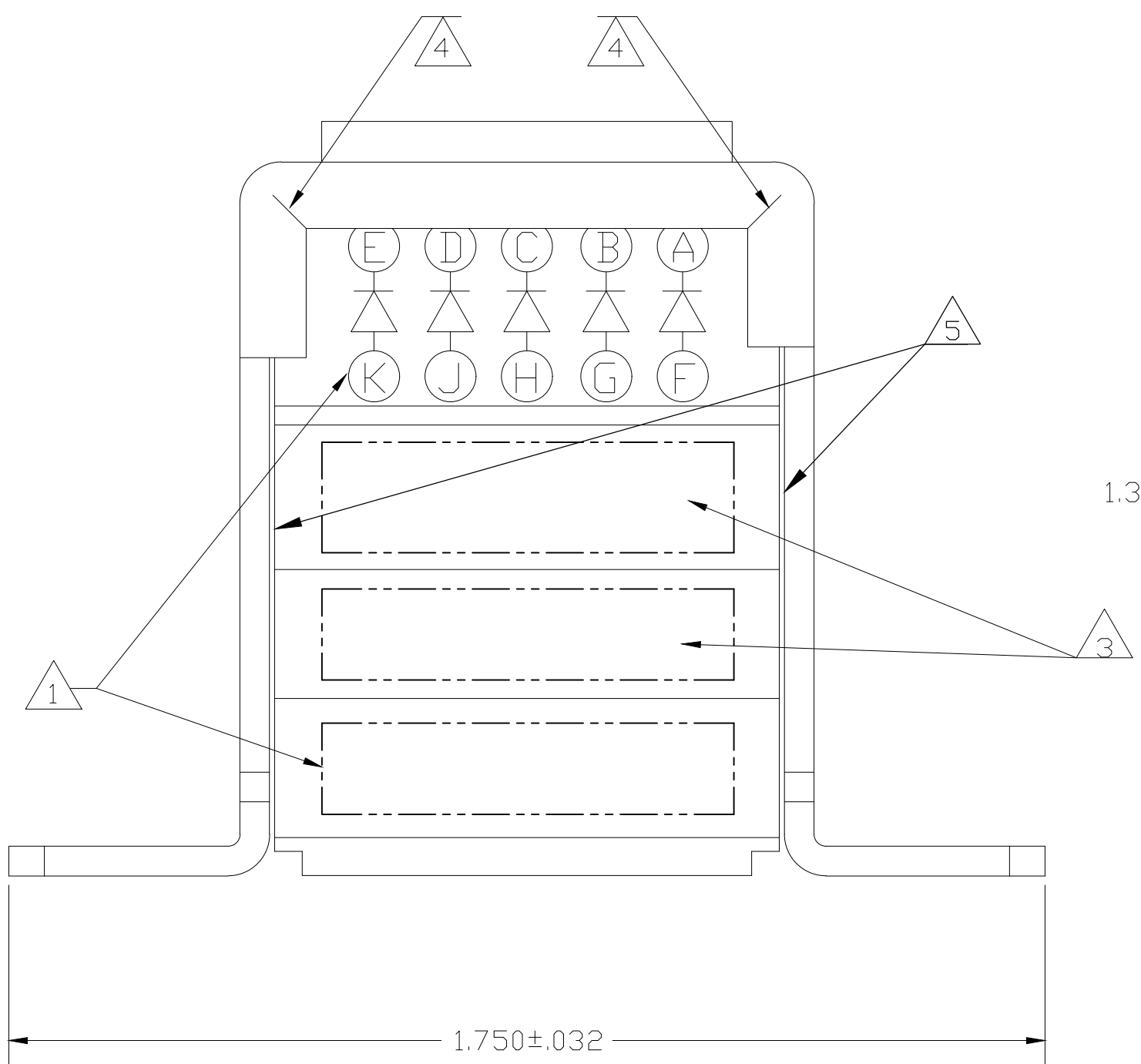


THIS DRAWING IS UNPUBLISHED. RELEASED FOR PUBLICATION
 © COPYRIGHT - TE Connectivity Ltd. ALL RIGHTS RESERVED.

REVISIONS					
P	LTR	DESCRIPTION	DATE	DWN	APVD
G		REV PER ECO 20-001680	2-6-20	CT	VR



ø.15
2 PLC



DESCRIPTION	MATERIAL	FINISH
GROMMET	FLUOROSILICONE RUBBER	COLOR: BLUE
MODULE ASSEMBLY	THERMOSET EPOXY	COLOR: BLACK
CONTACT, SOCKET ASSEMBLY	BERYLLIUM COPPER PER ASTM-B194	GOLD PLATE PER MIL-G-45204
CLIP CONTACT RETAINING	BERYLLIUM COPPER PER ASTM-B194 OR SST PER QQ-S-766	NONE
BRACKET	AL-ALLOY 6061-T4 (.050 THK)	NICKEL PLATE PER MIL-C-26074
DIODE	JANTXIN5618 ⁶	---
CONTACTS P/N M39029/1-101	COPPER ALLOY PER MIL-C-32029	GOLD PLATE PER MIL-G-45204
SEALING PLUGS	F.E.P. PER MIL-P-19468	COLOR: RED

- ¹ ASSEMBLIES ARE IDENTIFIED WITH "TE", TE P/N, DATE CODE, AND DIODE SCHEMATIC ON MODULE AT AREA SHOWN.
- ² CONTACTS AND SEALING PLUGS SUPPLIED WITH MODULE ASSEMBLY.
- ³ MARK ASSEMBLY WITH CUSTOMER PART NO. 12079-20E-009 AT AREA SHOWN.
- ⁴ CUTOUT IN CORNERS TO FACILITATE FORMING APPEARS AS AN OPENING BETWEEN THE BRACKET AND MODULE BLOCK.
- ⁵ METAL MOUNTING BRACKET NOT BONDED TO MODULE ASSEMBLY.
- ⁶ DIODE MQ1N5618, MX1N5618 OR MXV1N5618 MAY BE SUBSTITUTED FOR JAN1N5618 DIODES MAY BE A COMMERCIAL DIODE THAT HAS BEEN UP-SCREENED TO MEET THE REQUIREMENTS OF JAN1N5618

REMARKS	DESCRIPTION	PART NO
² ³	SIZE 20	591857-2
	SIZE 20	591857-1

THIS DRAWING IS A CONTROLLED DOCUMENT.		DWN J. MECK 7-27-92		
DIMENSIONS: INCHES		CHK R. RYAN 8-10-93		
TOLERANCES UNLESS OTHERWISE SPECIFIED:		APVD R. RYAN 8-10-93	NAME -	
0 PLC ± -		PRODUCT SPEC	MODULE, FEED-BACK, SIZE 20, TJ ASSY	
1 PLC ± -		APPLICATION SPEC	-	
2 PLC ± .02		WEIGHT	SIZE	CAGE CODE
3 PLC ± .005		0.000000	A2	00779
4 PLC ± -		CUSTOMER DRAWING	DRAWING NO	RESTRICTED TO
ANGLES ± -		SCALE	4: 1	SHEET
FINISH		SEE TABLE	1	OF 1
MATERIAL		SEE TABLE	REV	G