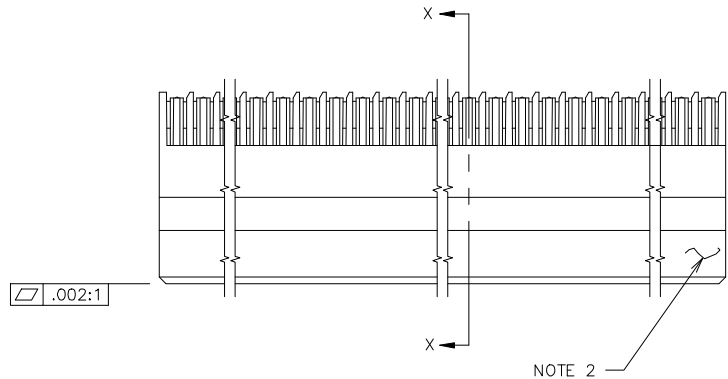
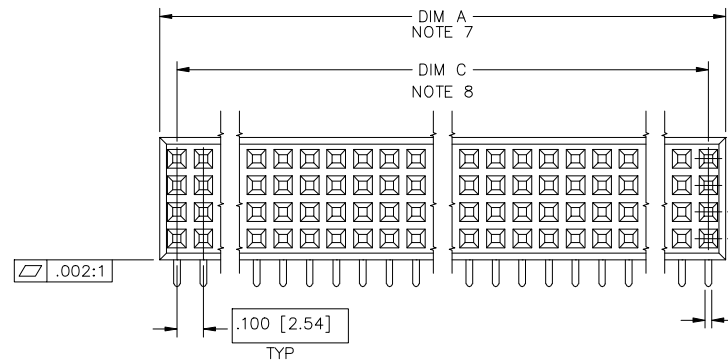


PRODUCT NUMBER
SEE TABLE



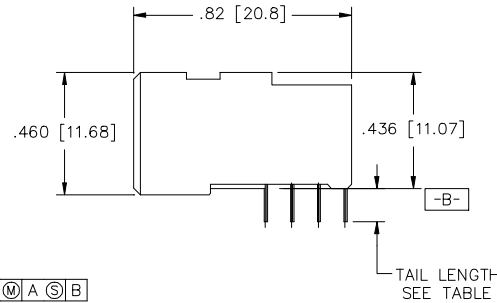
NOTE 2



.100 [2.54]
3X

.025 [.63]

ϕ .020/.51 $\text{\textcircled{M}}$ A $\text{\textcircled{C}}$ B
AT TIPS



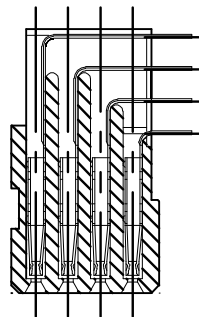
TAIL LENGTH
SEE TABLE



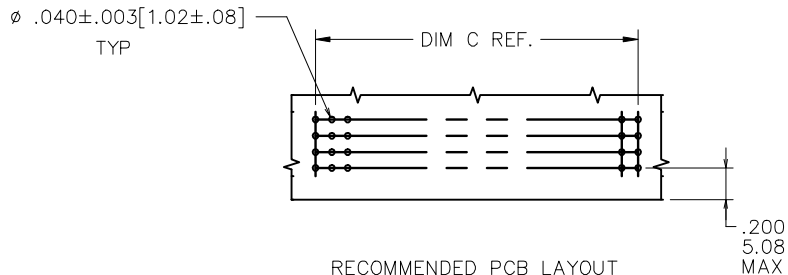
Copyright FCI

mat'l. code NOTE 4				surface ISO 1302	tolerance ISO 406 ISO 1101	projection ISO 1001	product family HPC
ltr	ecn no	dr	date	tolerances unless otherwise specified		INCH/MM	title 4 ROW R/A RECEPTACLE CARD CONN. STYLE, S.T.B. 0 G.P.
H	V31950	PDP	11/11/95	angles	XX±.01/XX±.03		
J	V90157	HTB	2/19/99	linear	XXX±.006/XXX±.013	scale 1:1	dwg no 50351
K	V00256	JWS	1/20/00	$\sigma \pm 2'$	XXXX±.0020/XXXX±.0051		sheet 1 of 3 A3
L	V02769	LSS	11/21/00	dr	D. INGRAM	7/19/05	type Product Customer Drawing
M	V05-0474	DAI	7/19/05	engr	D. HORCHLER	7/19/05	
N	M06-0255	AEA	7/07/06	chr	T. BREWBKER	7/19/05	
P	M08-0280	AGS	9/30/08	appd	D. HORCHLER	7/19/05	
sheet	revision	P	P	P			
index	sheet	1	2	3			

PRODUCT NUMBER
SEE TABLE



SECTION X-X



RECOMMENDED PCB LAYOUT
ALL HOLES LOCATED ON .100/2.54 GRID
UNLESS OTHERWISE SPECIFIED

NOTES:

1. PRODUCT DESCRIPTION CODE:
50351 - X YYY Z LF
 - 50351: PRODUCT NUMBER
 - X: LEAD FREE (OPTIONAL)
 - YYY: TAIL LENGTH (SEE TABLE)
 - Z: NO OF POSITIONS (NOTE 3)
 - LF: PLATING (SEE TABLE)
2. MANUFACTURE'S NAME, P/N, AND LOT CODE TO APPEAR ON THIS SURFACE PER BUS-12-108.
3. THIS PRODUCT IS CONFIGURED IN SIZES OF 10 THRU 50 COLUMNS IN INCREMENTS OF ONE.
IE: 10,11,12,13,.....49,50.
4. MATERIAL:
HOUSING: GLASS AND MINERAL FILLED
HIGH TEMP. THERMOPLASTIC. FLAME RETARDANT
PER UL94V-0. COLOR: BLACK.
CONTACT: BeCu
5. PLATING:
CONTACT AREA - SEE PRODUCT NUMBER TABLE
TAILS - EITHER TIN OR TIN-LEAD, SEE PRODUCT NUMBER TABLE
6. DIMENSION "A" CALCULATION = .100(2.54) X NO. OF COLUMNS + .030(0.76)
7. DIMENSION "C" CALCULATION = .100(2.54) X NO. OF COLUMNS - .100(2.54)
8. ALL POSITIONS ARE LOADED EXCEPT FOR -XXYYY ASSEMBLIES WHICH HAVE SELECTIVE LOADING.
9. THIS PRODUCT (WITH "LF" SUFFIX) MEETS EUROPEAN UNION DIRECTIVES AND OTHER COUNTRY REGULATIONS AS DESCRIBED IN GS-22-008.
10. THIS HOUSING WILL WITHSTAND EXPOSURE TO 260°C PEAK TEMPERATURE FOR 10-30 SECONDS IN A CONVECTION, INFRA-RED OR VAPOR PHASE REFLOW OVEN.
11. PLATING OPTION:
MAY BE EITHER GOLD OR GXT PLATED AT MANUFACTURER'S OPTION.

mal't. code				surface	tolerance	projection	product family
NOTE 4				ISO 1302	ISO 406 ISO 1101		HPC
ltr	ecn no	dr	date	tolerances unless otherwise specified			title
P				angles	linear		4 ROW R/A RECEPTACLE CARD CONN. STYLE, S.T.B. 0 G.P.
				linear	XX±.01/XX±0.3	scale 1:1	
				angles	XXX±.005/XX±0.13		
				or ±2	XXXX±.0020/XXXX±0.051		
		dr	D. INGRAM	7/19/05			dwg no
		engr	D. HORCHLER	7/19/05			sheet 2 of 3
		chr	T. BREWBKER	7/19/05			size
		appd	D. HORCHLER	7/19/05			A3
sheet	revision						type
index	sheet						Product Customer Drawing

PRODUCT NUMBER	NUMBER OF POSITIONS NOTE 1	TAIL LENGTH	SOLDER TAIL PLATING	SOLDER TAIL PLATING NOTE 11
50351-1YYYYE	YYY	.125±.010/3.18±.25	TIN-LEAD	30u"/.76u GOLD
50351-1YYYYF	YYY	.145±.010/3.68±.25	TIN-LEAD	30u"/.76u GOLD
50351-1YYYYH	YYY	.180±.010/4.57±.25	TIN-LEAD	30u"/.76u GOLD
50351-5YYYYE	YYY	.125±.010/3.18±.25	TIN-LEAD	30u"/.76u GXT
50351-5YYYYELF	YYY	.125±.010/3.18±.25	TIN	30u"/.76u GXT
50351-5YYYYF	YYY	.145±.010/3.68±.25	TIN-LEAD	30u"/.76u GXT
50351-5YYYYFLF	YYY	.145±.010/3.68±.25	TIN	30u"/.76u GXT
50351-5YYYYH	YYY	.180±.010/4.57±.25	TIN-LEAD	30u"/.76u GXT
50351-5YYYYHLF	YYY	.180±.010/4.57±.25	TIN	30u"/.76u GXT



FCJconnect.com

Copyright FCJ

mat'l. code		surface		tolerance		projection		product family	
NOTE 4		ISO 1302		ISO 406				HPC	
ltr	ecp no	dr	date	tolerances unless otherwise specified					
P				angles	linear		INCH/MM		title
					.XX±.01/XX±0.3				4 ROW R/A RECEPTACLE
				0±2'	.XXX±.005/XX±0.13		scale 1:1		CARD CONN. STYLE, S.T.B. 0 G.P.
					.XXX±.0020/XXX±0.051				
		dr	D. INGRAM	7/19/05					dwg no
		engr	D. HORCHLER	7/19/05					sheet 3 of 3
		chr	T. BREWBKER	7/19/05					size
		appd	D. HORCHLER	7/19/05					A3
sheet		revision							
index		sheet							



form: A3