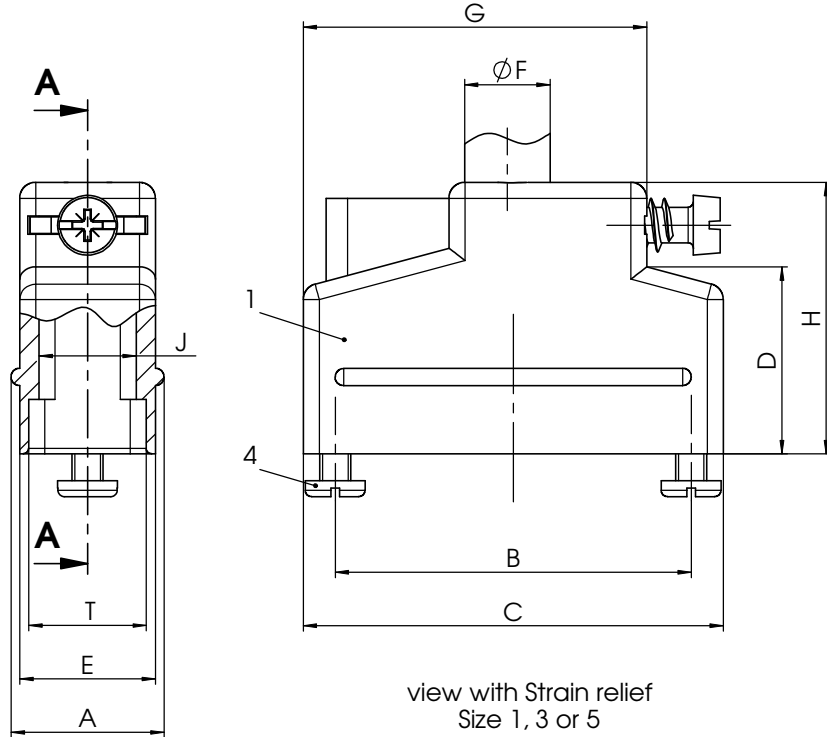
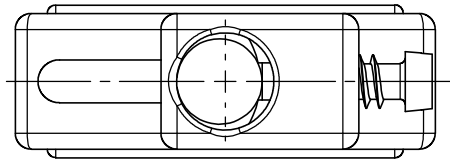


| Order No. | Shell Size / for No. of Contacts | 2 | | | | 3 | | | 4 | | | 5 | | | | |
|-----------|----------------------------------|-----------|-----------|-----------|-----------|-----------|------------------------------------|--------|------------------------------------|--------|-----------|-----------|-----------|-----------|-----------|-----------|
| | | A ±0.3 | B ±0.1 | C ±0.3 | D ±0.3 | E ±0.3 | øF1 min. - max. Strain relief | | øF2 min. - max. Strain relief | | G ±0.3 | H ±0.3 | J ±0.3 | K ±0.3 | M ±0.3 | T ±0.3 |
| F-PHG-1 | 1 / 9 | 14.3 | 25 | 30.9 | 16.4 | 12.7 | 5 - 9.1 | Size 1 | 3.5 - 7 | Size 2 | 28.9 | 25.4 | 8.8 | 20.1 | 16.5 | 11 |
| F-PHG-2 | 2 / 15 | 14.3 | 33.3 | 39.3 | 17.5 | 12.7 | 5 - 9.1 | Size 1 | 3.5 - 7 | Size 2 | 32.1 | 25.4 | 8.8 | 28.1 | 16.1 | 11 |
| F-PHG-3 | 3 / 25 | 14.3 | 47 | 53.2 | 22.5 | 12.7 | 5 - 9.1 | Size 3 | 4 - 7 | Size 4 | 43.6 | 31.7 | 8.8 | 42.3 | 20 | 11 |
| F-PHG-4 | 4 / 37 | 14.3 | 63.5 | 69.4 | 29.8 | 12.7 | 5 - 9.1 | Size 3 | 5 - 7 | Size 4 | 54.7 | 38.1 | 8.8 | 58.8 | 26.1 | 11 |
| F-PHG-5 | 5 / 50 | 17 | 61.1 | 67.1 | 29 | 15.5 | 5 - 11.9 | Size 5 | 3.5 - 7 | Size 6 | 54 | 38.1 | 11.2 | 56.4 | 25.4 | 13.2 |

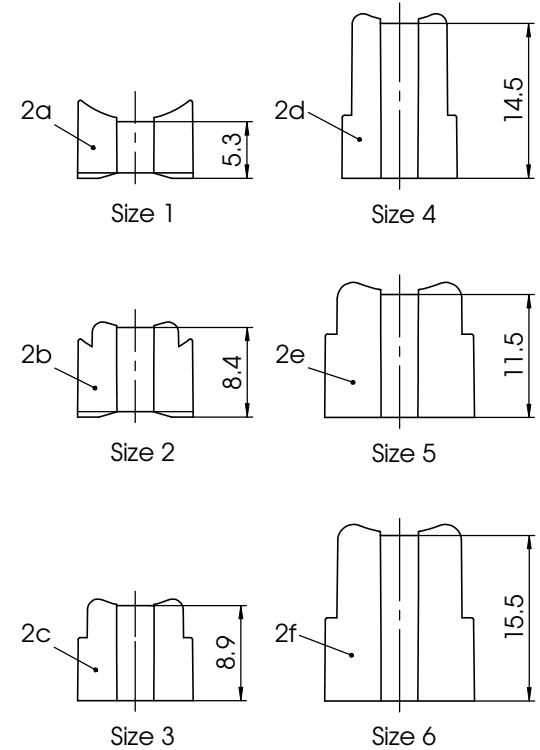
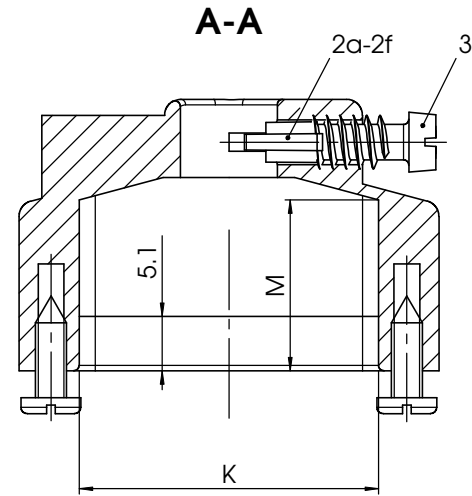
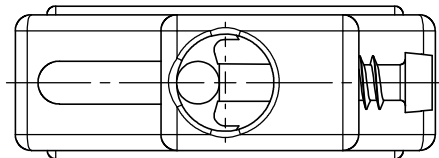
øF1 = Cable diameter for Strain relief Size 1, 3 or 5
øF2 = Cable diameter for Strain relief Size 2, 4 or 6



view with Strain relief Size 1, 3 or 5



view with Strain relief Size 2, 4 or 6



① max. torque are 40 Ncm
Part-No. 2a to 2f, 3 and 4 not mounted

| No. | St. | Part | Type | Description/Material | Surface plating/Colour/Class |
|-----|-----|--------------------------|-----------------------|----------------------|------------------------------|
| 4 | 2 | Connector mounting screw | Steel | | nickel plated |
| 3 | 1 | Screw | Steel | | nickel plated |
| 2f | 1 | Strain relief | Size 6 / Polyester | | grey |
| 2e | 1 | Strain relief | Size 5 / Polyester | | grey |
| 2d | 1 | Strain relief | Size 4 / Polyester | | grey |
| 2c | 1 | Strain relief | Size 3 / Polyester | | grey |
| 2b | 1 | Strain relief | Size 2 / Polyester | | grey |
| 2a | 1 | Strain relief | Size 1 / Polyester | | grey |
| 1 | 1 | Hood | F-PHG-1-5 / Polyester | | grey |

| REV. | DATE | CH.-NO. | ORIGINAL: DIN A3-DRAWING AS A FILE | REPLACEMENT FOR: | F-PHG-1-5_SW | PAGES | 1 |
|------|------------|---------|------------------------------------|------------------|--------------|-------|---|
| 2 | 23-10-2009 | 22419 | | | | | |
| 1 | 07-11-2008 | 22333 | | | | | |

Measurement without tolerance acc. to ISO 2768-m
SCALE 2:1
TITLE Plastic hood
NAME / DATE
DRAWN Michael Holze 28-07-2008
CHECKED cschoening 23-10-2009
FCT group
fctgroup.com
DWG.NO. F-PHG-1-5
REV. 2

COMMENT: ALL RIGHTS ARE RESERVED BY US FOR THIS DRAWING. WITHOUT OUR PRIOR CONSENT, IT IS NOT TO BE REPRODUCED OR TRANSMITTED IN ANY FORM OR BY ANY MEANS, AND IT ALSO MAY NOT BE IMPROPERLY USED BY THE RECEIVER, OR A THIRD PARTY.