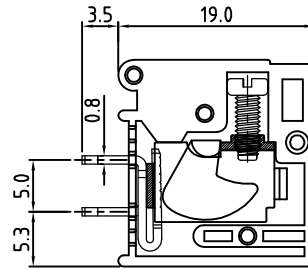
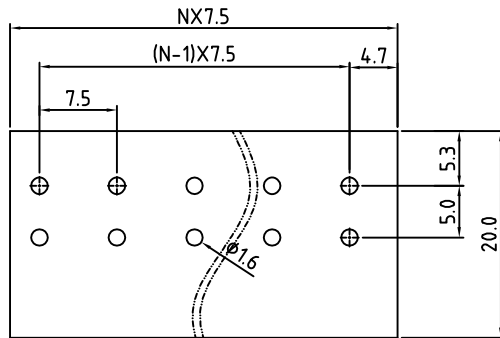
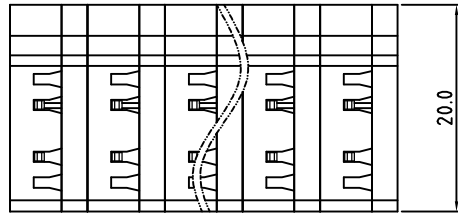
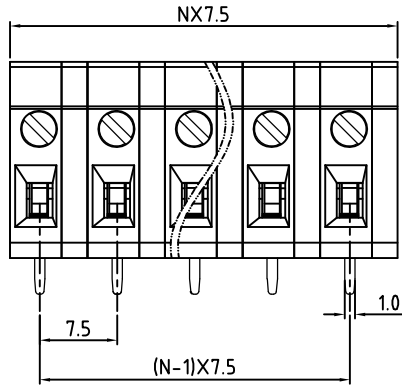


Transfer or duplication of this document as well as the utilisation or communication of its content are not permitted unless express consent is granted. Violations give rise to claims for damages. All rights reserved in case of patent, utility model or design patent registrations.



Technical Data:

Electrical

- Pitch: 7.5mm
- Voltage rating: 300V
- Current rating: 10 Amps
- Contact resistance: 20mΩ(max)
- Withstanding Voltage: 2500VAC(1min) Test time=60sec/1pcs
- Wire Range: 14-22AWG
- Wire strip length: 10-11mm

Mechanical:

- Torque: 4.0kgf.cm/M2.5
- Operating temperature: -40°C to +105°C
- Soldering temperature:
 - Temperature= 250°C±10°C
 - 5 seconds max
- Safety approval:
- RoHS Compliance

Part No.:

OSTTRXX2551

- No. of Poles
- 02 2 Poles
 - 03 3 Poles
 -
 - 24 24 Poles

- COLOR
- 0: Black
 - 2: Red
 - 3: Orange
 - 4: Yellow
 - 5: Green (Standard)
 - 6: Blue
 - 8: Grey

Nonstandard colors
Mins could apply

6	Terminal	Copper Alloy	Cr3+ plated	1xN
5	Axe	Copper Alloy	Cr3+ plated	1xN
4	Screw	Steel / M3.0	Cr3+ plated	1xN
3	Layer	PA66 UL94V-0		N-1
2	Cover	PA66 UL94V-0		1
1	Body	PA66 UL94V-0		1xN

ITEM	NAME OF PART	MATERIAL	NOTES	Q"TY
DWG.	DATE	UNITS: MM	SHEET: 1 OF 1	Tolerance
CHK.	DATE	SCALE: NONE 2:1 (:)	REV.: A	X. ±0.50
APP.	DATE	TITLE: OSTTR SERIES 7.5MM		X.XX ±0.30
		PART NO. OSTTRXX2551		X° ±0.10
		DWG NO. OSTTRXX2551.DWG		X° ±1°

REV	△	SIGN	DESCRIPTION	CHK.	DATE



ON-SHORE TECHNOLOGY, INC.

