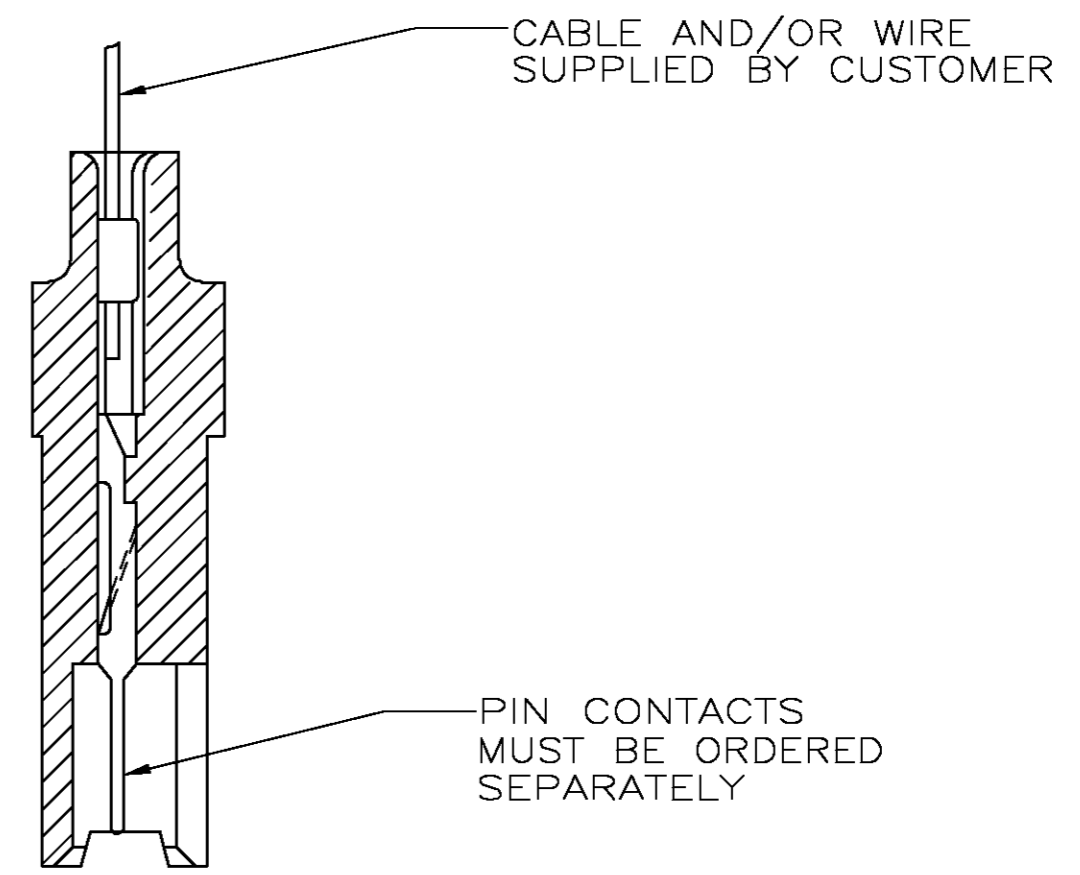
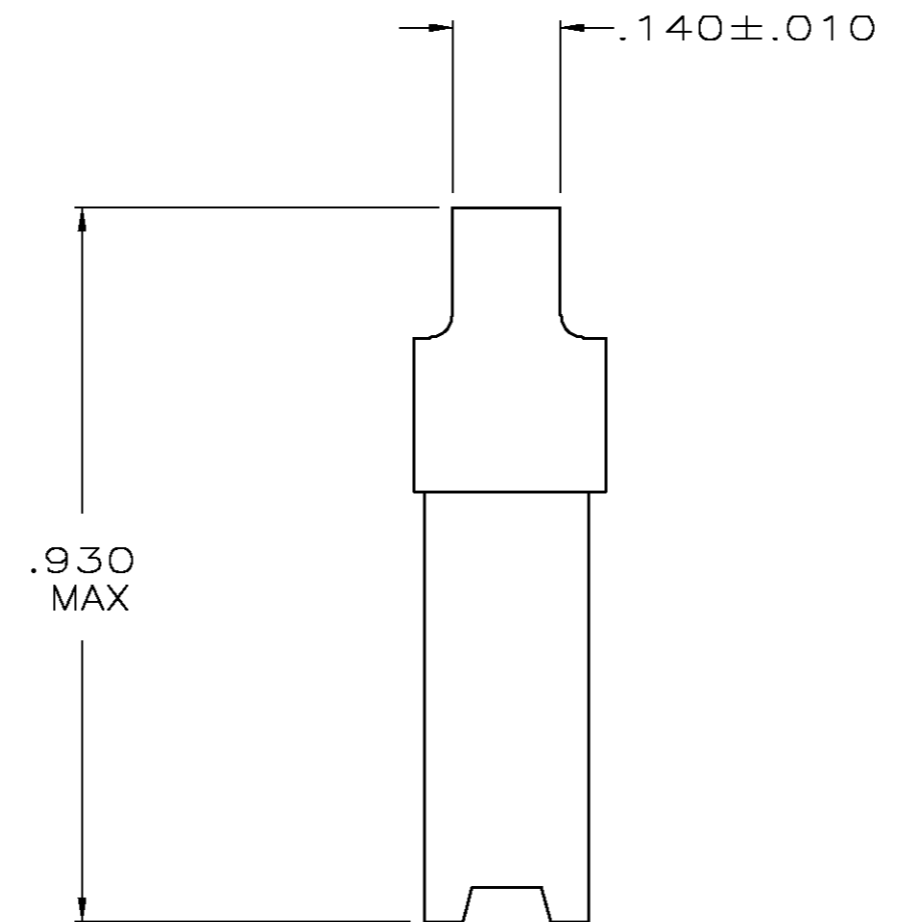
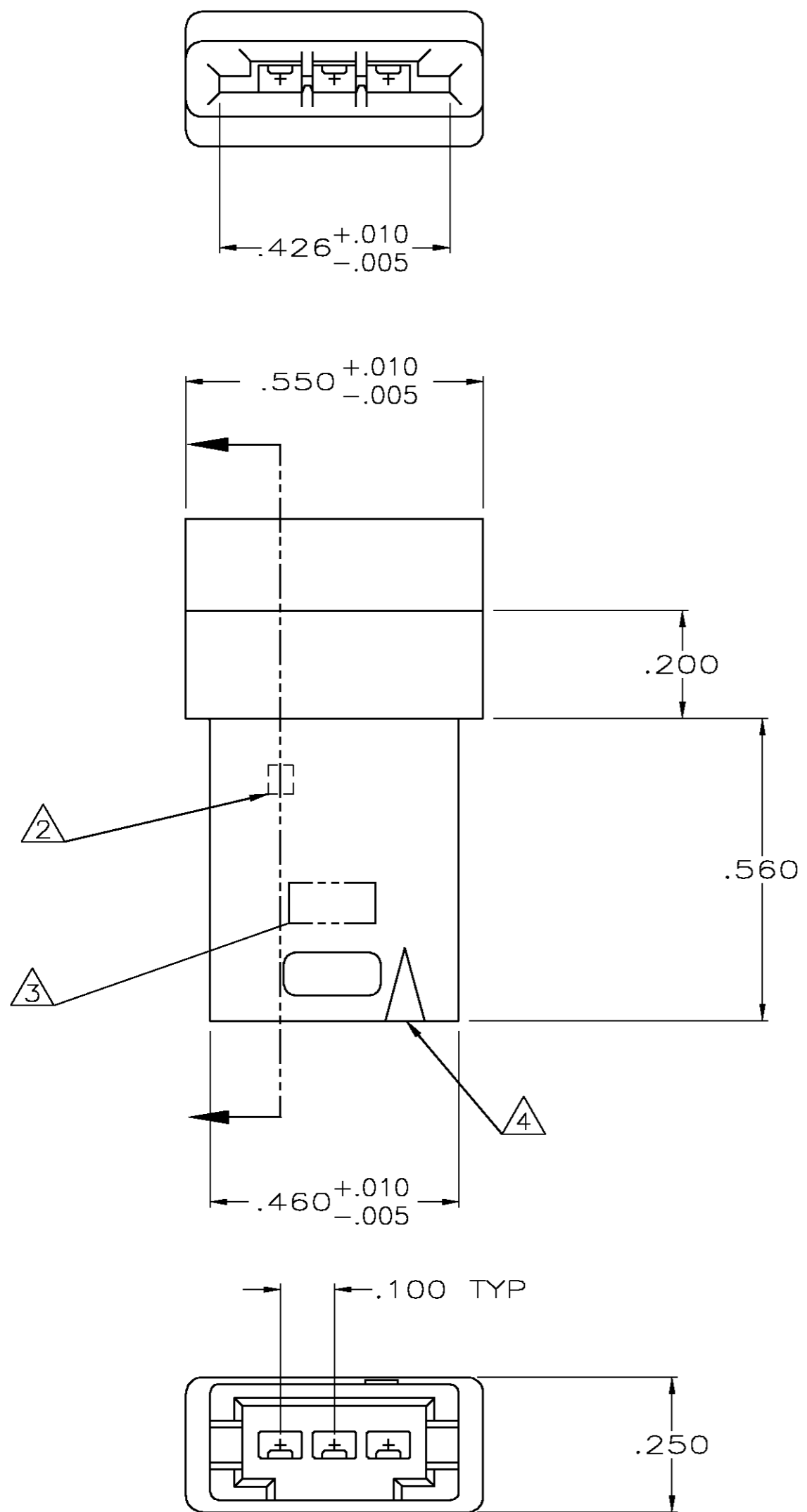


THIS DRAWING IS UNPUBLISHED. RELEASED FOR PUBLICATION  
 © COPYRIGHT BY TYCO ELECTRONICS CORPORATION. ALL RIGHTS RESERVED.

LOC		DIST		REVISIONS			
P	LTR	DESCRIPTION		DATE	DWN	APVD	
GP	00	U		REVISED PER EC OS13-0493-03	03MAR04	BM JG	



SECTION X-X  
 CRIMPED CONTACT SHOWN FOR REFERENCE ONLY

- 1. HOUSING WILL ACCOMMODATE FLEXIBLE FLAT CONDUCTOR CABLE .050 WIDE CONDUCTORS ON .100 CENTERS AND/OR #32-22 AWG WIRE WITH INSULATION RANGE .025-.056 DIAMETER.
- ② CIRCUIT IDENT NO MOLDED AT FIRST AND THIRD POSITION.
- ③ AMP TRADEMARK MOLDED IN THIS AREA.
- ④ INDICATES FIRST POSITION.

THIS DRAWING IS A CONTROLLED DOCUMENT.		DWN B. MCMASTER 03MAR04	Tyco Electronics Corporation Harrisburg, Pa 17105-3608	
DIMENSIONS: mm [INCHES]		CHK S. BOLASH 03MAR04		
TOLERANCES UNLESS OTHERWISE SPECIFIED:		APVD M. WALMSLEY 03MAR04	NAME HOUSING, PIN, W/DETENT SLOTS, .100ϕ, FFC	
0 PLC ± -		PRODUCT SPEC 108-9024	SIZE A2	
1 PLC ± -		APPLICATION SPEC 114-16015	CAGE CODE 00779	DRAWING NO C=494032
2 PLC ± -		WEIGHT -	RESTRICTED TO -	
3 PLC ± .005		CUSTOMER DRAWING		
4 PLC ± -		SCALE 4:1 SHEET 1 OF 1 REV U		
ANGLES ± -				
FINISH -				

494032