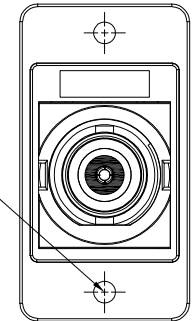
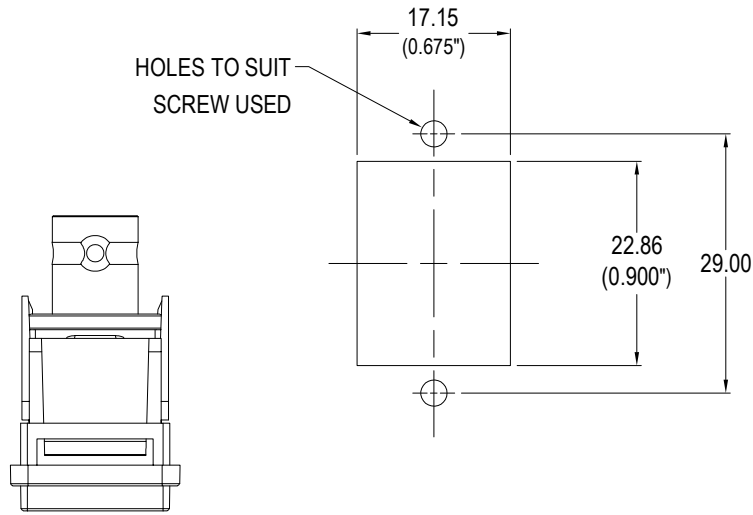
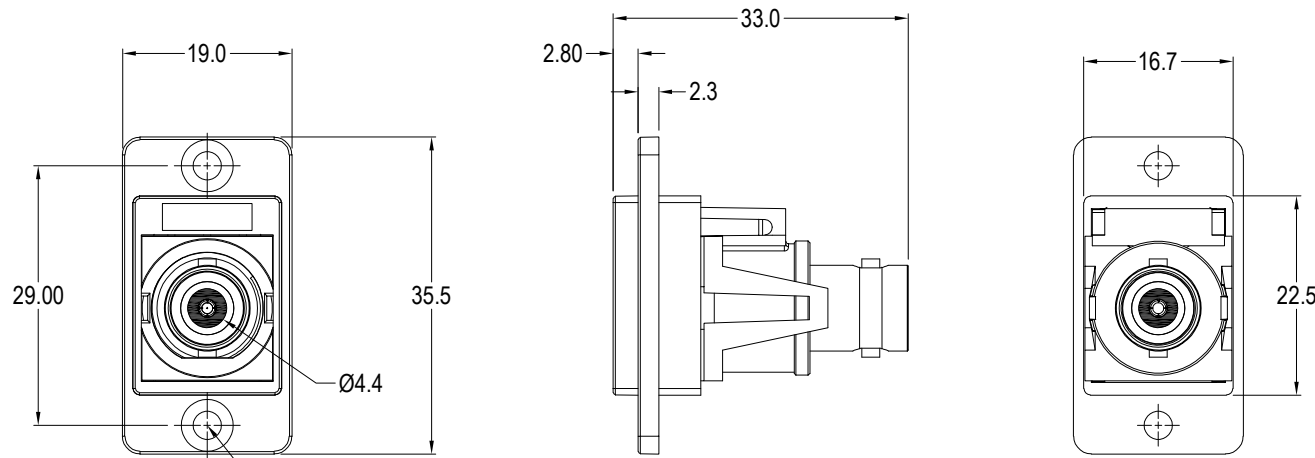


ISS.	AMEND	DATE
1	ISSUED	12/01/22

DUAL MOUNT  
CAN BE FRONT OR REAR MOUNTED



PLAIN HOLE VARIANTS  
'X' VERSION Ø2.5  
'X1' VERSION Ø3.2



VARIANTS	
PART NO.	HOLE DETAILS
CP30737	HOLE Ø3.2 x CSK 90° x Ø5.85
CP30737X	PLAIN HOLE Ø2.5
CP30737X1	PLAIN HOLE Ø3.2

**Material:**

1. SLIM Frame: Polyamide UL94 V2
2. BNC Frame: ABS UL94 V2
3. BNC Body: Brass - Nickel Plated
4. BNC Centre: Brass - Copper Plated
5. BNC Insulator: PP UL94 V2

**RoHS**  
COMPLIANT

**TOLERANCE**  
NO DEC. PLACE ±  
1 DEC. PLACE ±  
2 DEC. PLACE ±  
HOLE Ø ±  
ANGLES ±  
UNLESS OTHERWISE STATED

**Cliff Electronic Components Ltd.**

76 Holmehorpe Avenue, Holmehorpe Industrial Estate,  
Redhill, Surrey, RH1 2PF, England, UK  
Tel: 01737-771375 Fax: 01737-766012 Website: www.cliffuk.co.uk

DIMENSIONS IN MILLIMETERS UNLESS OTHERWISE STATED. WORK TO DIMENSIONS. REMOVE ALL BURRS. IF IN DOUBT ASK.

3rd ANGLE PROJECTION:

DO NOT SCALE

MATERIAL: See Notes

FINISH: See Notes

TITLE: DUAL MOUNT SLIM FT BNC 50ohm

THE CONTENTS OF THIS DOCUMENT MUST NOT BE COPIED OR DISCLOSED TO A 3rd PARTY WITHOUT WRITTEN PERMISSION OF CLIFF UK. © 2022

DRAWN: T.J.O.

APPROVED: D.P.J.

DRWG. No. CP30737

FORM: A4DRWGH