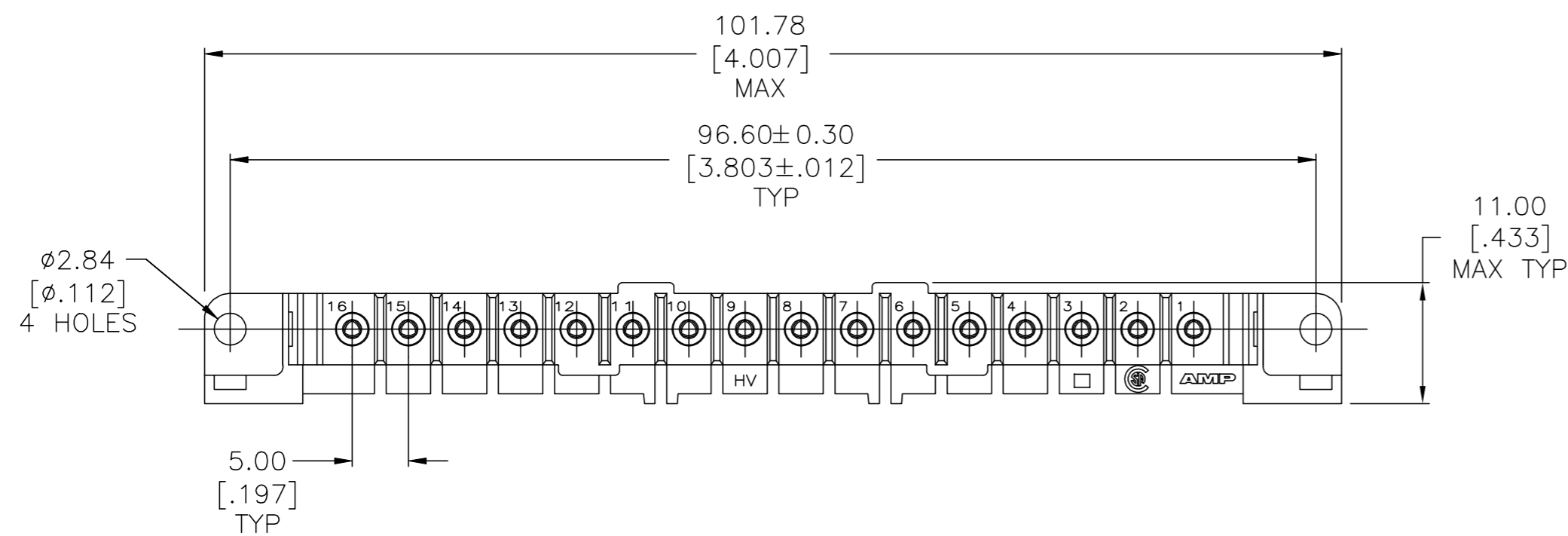
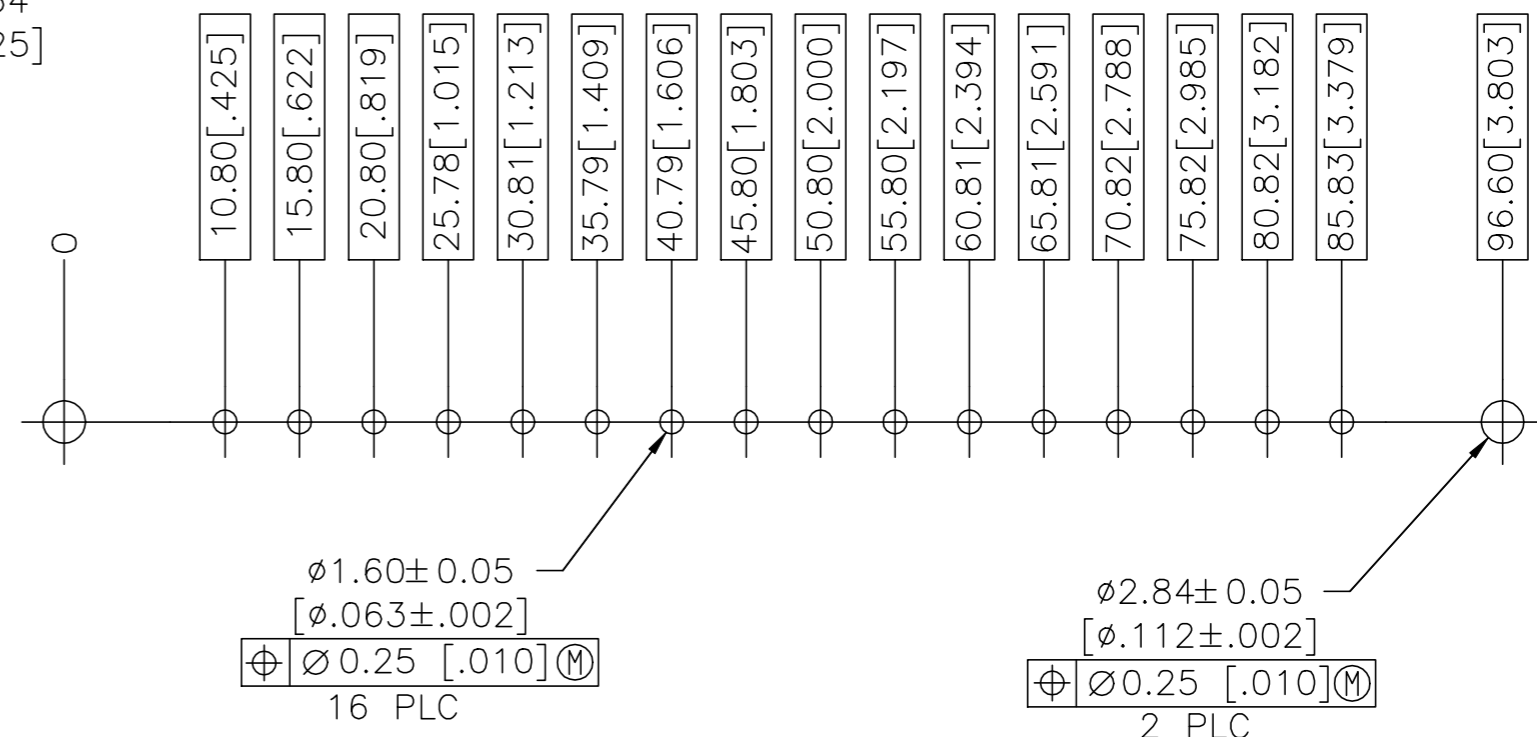
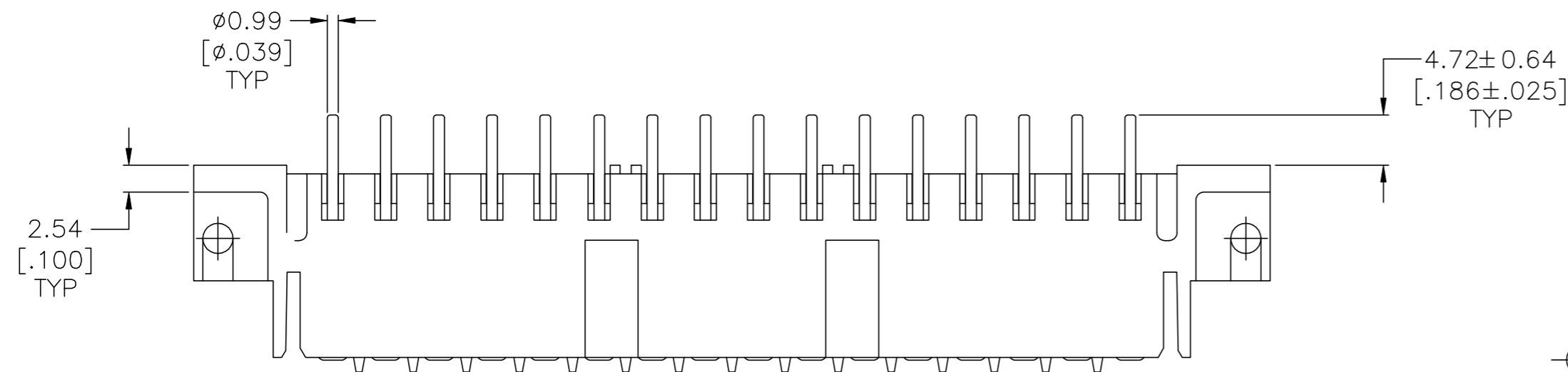
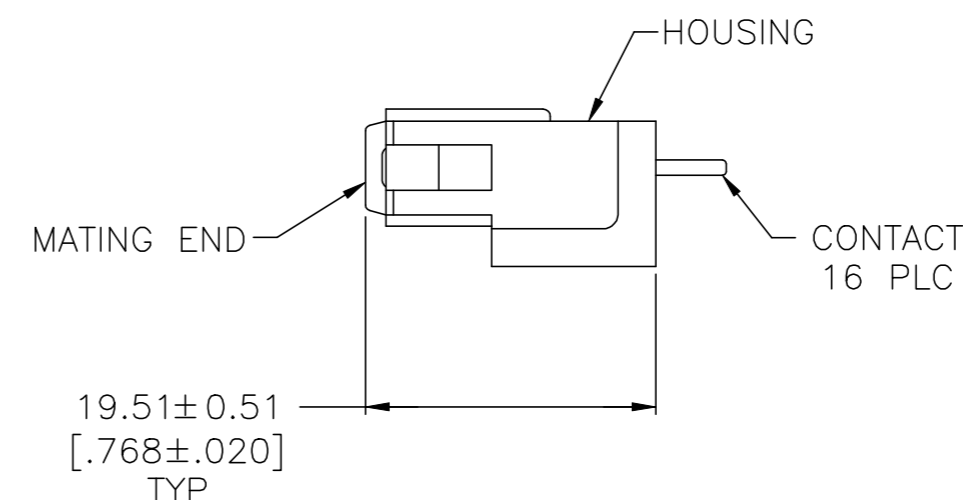


THIS DRAWING IS UNPUBLISHED. RELEASED FOR PUBLICATION  
 © COPYRIGHT - TE Connectivity ALL RIGHTS RESERVED.

REVISIONS					
P	LTR	DESCRIPTION	DATE	DWN	APVD
J		REVISED PER ECO-17-011181	03AUG2017	RS	MZ
K		REVISED PER ECO-18-000443	30JAN2018	RS	MZ
L		REVISED PER ECO-20-001564	05FEB2020	SG	MZ



RECOMMENDED PC BOARD LAYOUT



- ① HOUSING MATERIAL: PA66, BLACK, UL 94 V-0 RATED.
- ② CONTACT HOOD: STAINLESS STEEL  
CONTACT BODY: PHOSPHOR BRONZE
- ③ 3.81µm [.000150] MIN TIN-LEAD OVER 1.27µm [.000050] MIN NICKEL.
- ④ 0.76µm [.000030] MIN GOLD FOR A LENGTH OF 5.08 [.200] MIN FROM MATING END, 3.81µm [.000150] MIN TIN-LEAD FOR A LENGTH OF 5.36 [.211] MIN FROM OPPOSITE END, BOTH OVER 1.27µm [.000050] MIN NICKEL.
- ⑤ 3.81µm [.000150] MIN TIN OVER 1.27µm [.000050] MIN NICKEL.
- ⑥ 0.76µm [.000030] MIN GOLD FOR A LENGTH OF 5.08 [.200] MIN FROM MATING END, 3.81µm [.000150] MIN TIN FOR A LENGTH OF 5.36 [.211] MIN FROM OPPOSITE END, BOTH OVER 1.27µm [.000050] MIN NICKEL.

	⑥	207615-7
	⑤	207615-6
OBSOLETE	④	207615-3
OBSOLETE	③	207615-1
	CONTACT FINISH	PART NO.

THIS DRAWING IS A CONTROLLED DOCUMENT.		DWN L.SIPE 08/07/92	TE Connectivity Ltd.	
DIMENSIONS: mm [INCHES]		CHK R.STONE 8-25-92		
TOLERANCES UNLESS OTHERWISE SPECIFIED:		APVD -	NAME	
0 PLC ± -		PRODUCT SPEC -	SOCKET HEADER ASSEMBLY, 16 POSN, IN-LINE, METRIMATE	
1 PLC ± -		APPLICATION SPEC -	-	
2 PLC ± 0.25 [.010]		WEIGHT -	SIZE A2	CAGE CODE 00779
3 PLC ± -		CUSTOMER DRAWING	DRAWING NO. C=207615	RESTRICTED TO -
4 PLC ± -		SCALE 2:1	SHEET 1 of 1	REV L
ANGLES ± -				
FINISH				
CONTACTS: SEE TABLE				