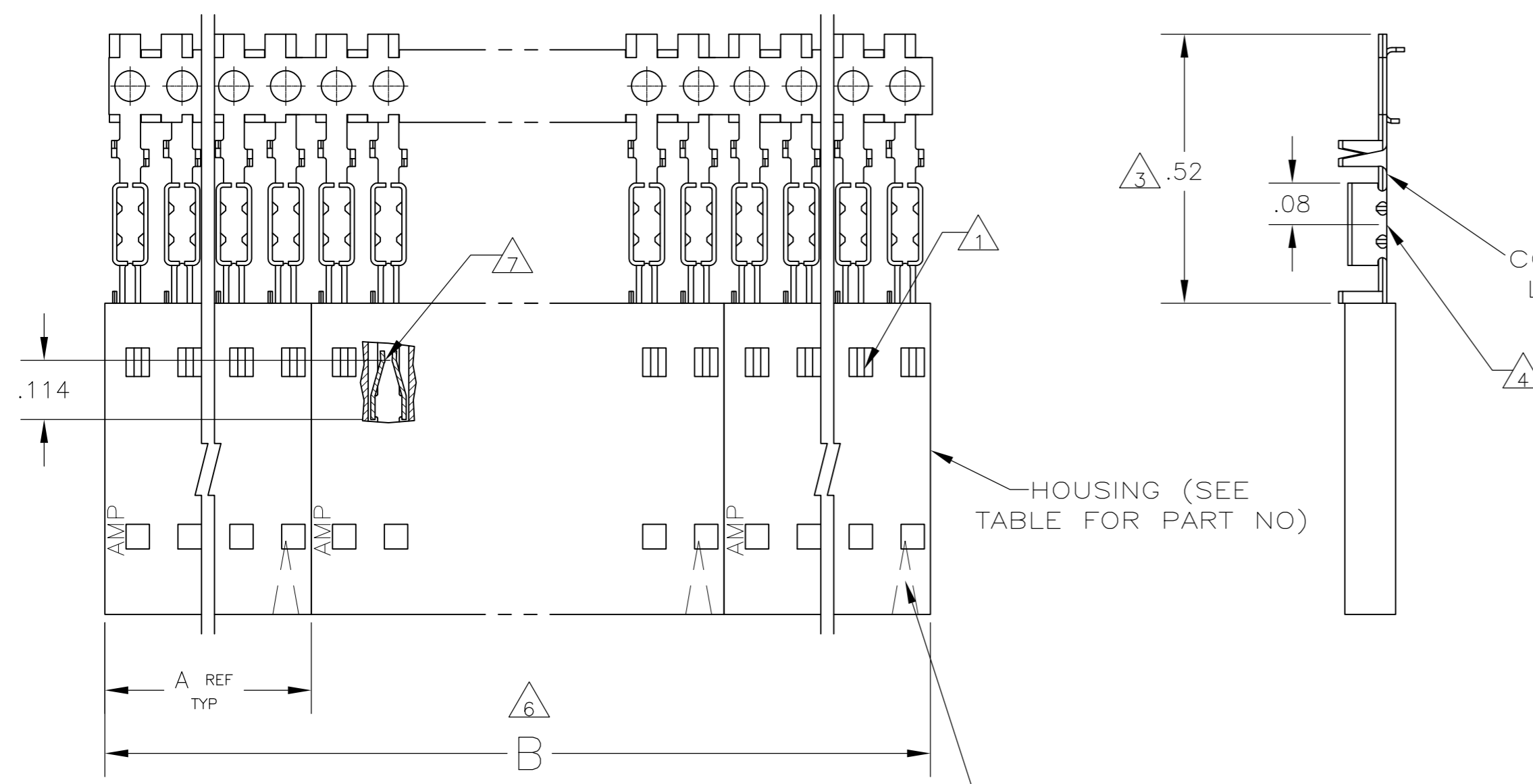
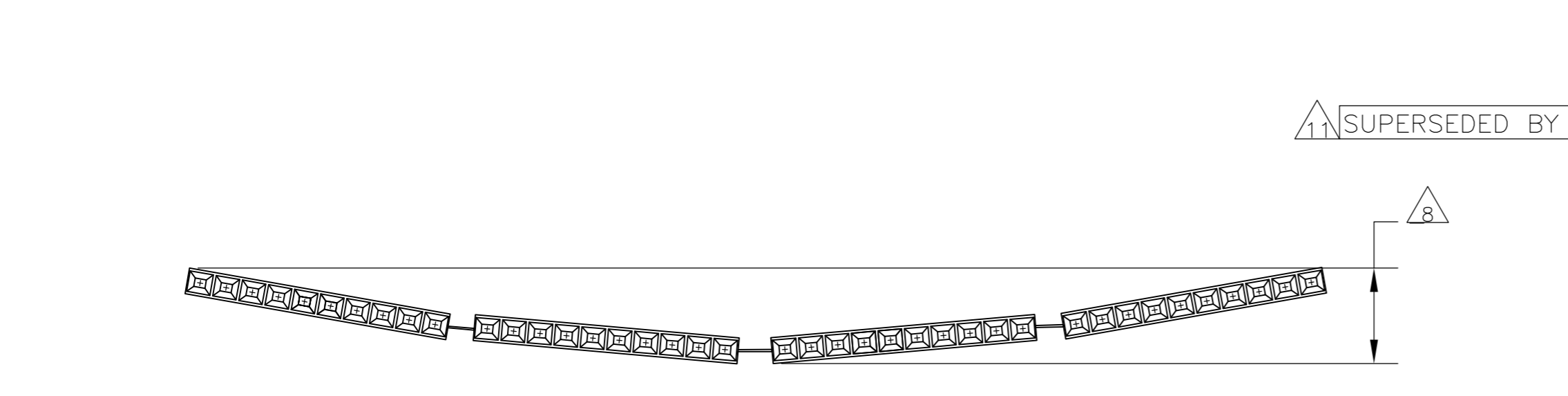

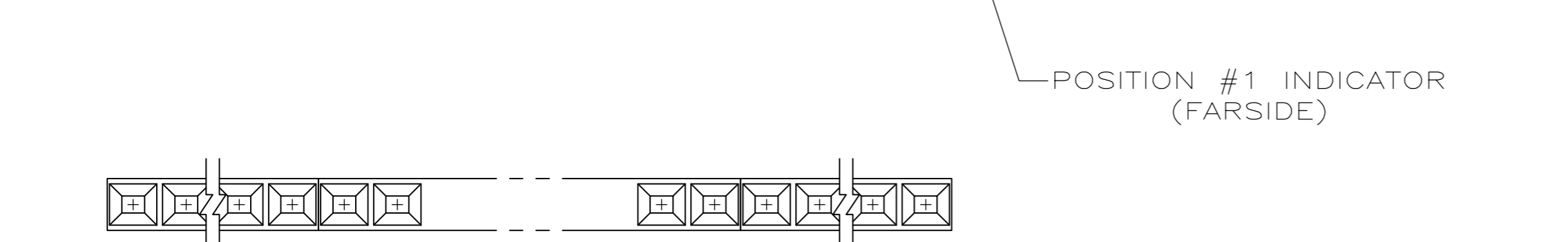


THIS DRAWING IS UNPUBLISHED. RELEASED FOR PUBLICATION
 © COPYRIGHT - By - ALL RIGHTS RESERVED.

LOC		DIST		REVISIONS			
AD	00	P	LTR	DESCRIPTION	DATE	DWN	APVD
		K2		REVISED PER ECO-11-004587	11MAR11	RK	HMR



CONTACT IDENTIFICATION LETTER "B" (LOCATED IN THIS AREA)



EXAMPLE: STRIP ASSEMBLY SCALE 2:1

OBSOLETE	10	2	2.40	1.198	1-103688-1	12	6-103976-1
	10	2	2.20	1.098	1-103688-0	11	6-103976-0
	10	2	2.00	.998	103688-9	10	5-103976-9
	10	2	1.80	.898	103688-8	9	5-103976-8
	10	2	1.60	.798	103688-7	8	5-103976-7
	10	2	1.40	.698	103688-6	7	5-103976-6
	10	4	2.39	.598	103688-5	6	5-103976-5
	10	4	1.99	.498	103688-4	5	5-103976-4
	10	5	1.99	.398	103688-3	4	5-103976-3
	10	8	2.40	.298	103688-2	3	5-103976-2
	10	10	2.00	.198	103688-1	2	5-103976-1
OBSOLETE	9	2	2.40	1.198	1-103688-1	12	1-103976-1
	9	2	2.20	1.098	1-103688-0	11	1-103976-0
	9	2	2.00	.998	103688-9	10	103976-9
	9	2	1.80	.898	103688-8	9	103976-8
	9	2	1.60	.798	103688-7	8	103976-7
	9	2	1.40	.698	103688-6	7	103976-6
	9	4	2.39	.598	103688-5	6	103976-5
	9	4	1.99	.498	103688-4	5	103976-4
	9	5	1.99	.398	103688-3	4	103976-3
	9	8	2.40	.298	103688-2	3	103976-2
	9	10	2.00	.198	103688-1	2	103976-1
	PLATING	6	B	A	HOUSING PART NUMBER	NO OF POSN	ASSEMBLY PART NUMBER ON STRIP

11 SUPERSEDED BY 5-103976-6

THIS DRAWING IS A CONTROLLED DOCUMENT. DWN L.MAYER 05 NOV 86
 CHK P.C.DEJONG 12-11-86
 APVD P.C.DEJONG 12-11-86

DIMENSIONS: INCHES TOLERANCES UNLESS OTHERWISE SPECIFIED:
 0 PLC ± -
 1 PLC ± -
 2 PLC ± .02
 3 PLC ± .005
 4 PLC ± -
 ANGLES ± -
 FINISH SEE TABLE

MATERIAL: HOUSING: FLAME RETARDANT THERMOPLASTIC, COLOR: BLACK CONTACTS: PHOS BRONZE

PRODUCT SPEC: 108-25034
 APPLICATION SPEC: 114-25026
 WEIGHT: -

NAME: RCPT ASSY, AMPMODU MTE, SINGLE ROW, .100 C/L, FOR NOS22-NOS26 AWG WIRE SIZE, STRIP FORM
 SIZE: A2 CAGE CODE: 00779 DRAWING NO: 103976
 RESTRICTED TO: -

CUSTOMER DRAWING SCALE: 4:1 SHEET: 1 of 1 REV: K2