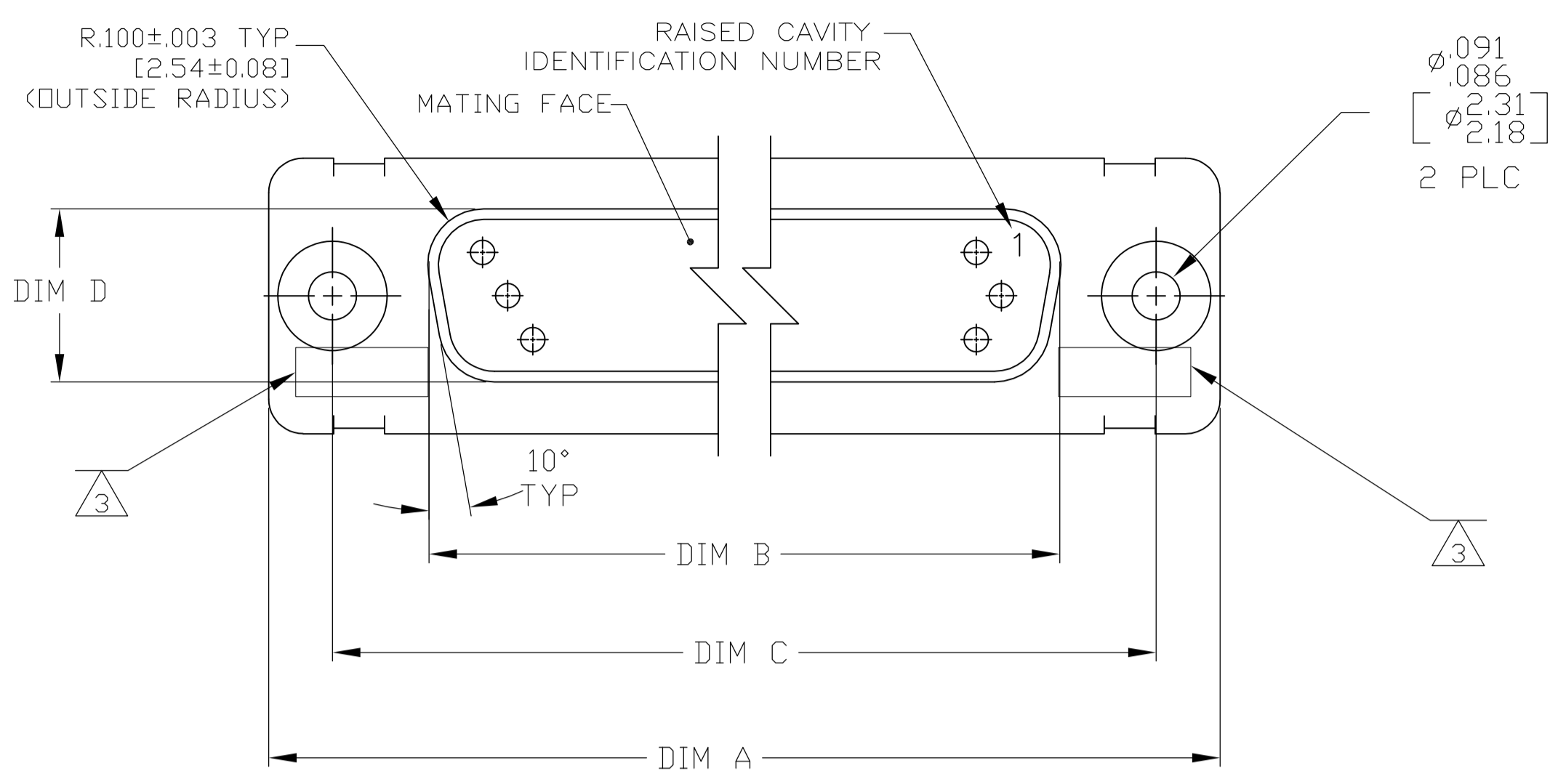
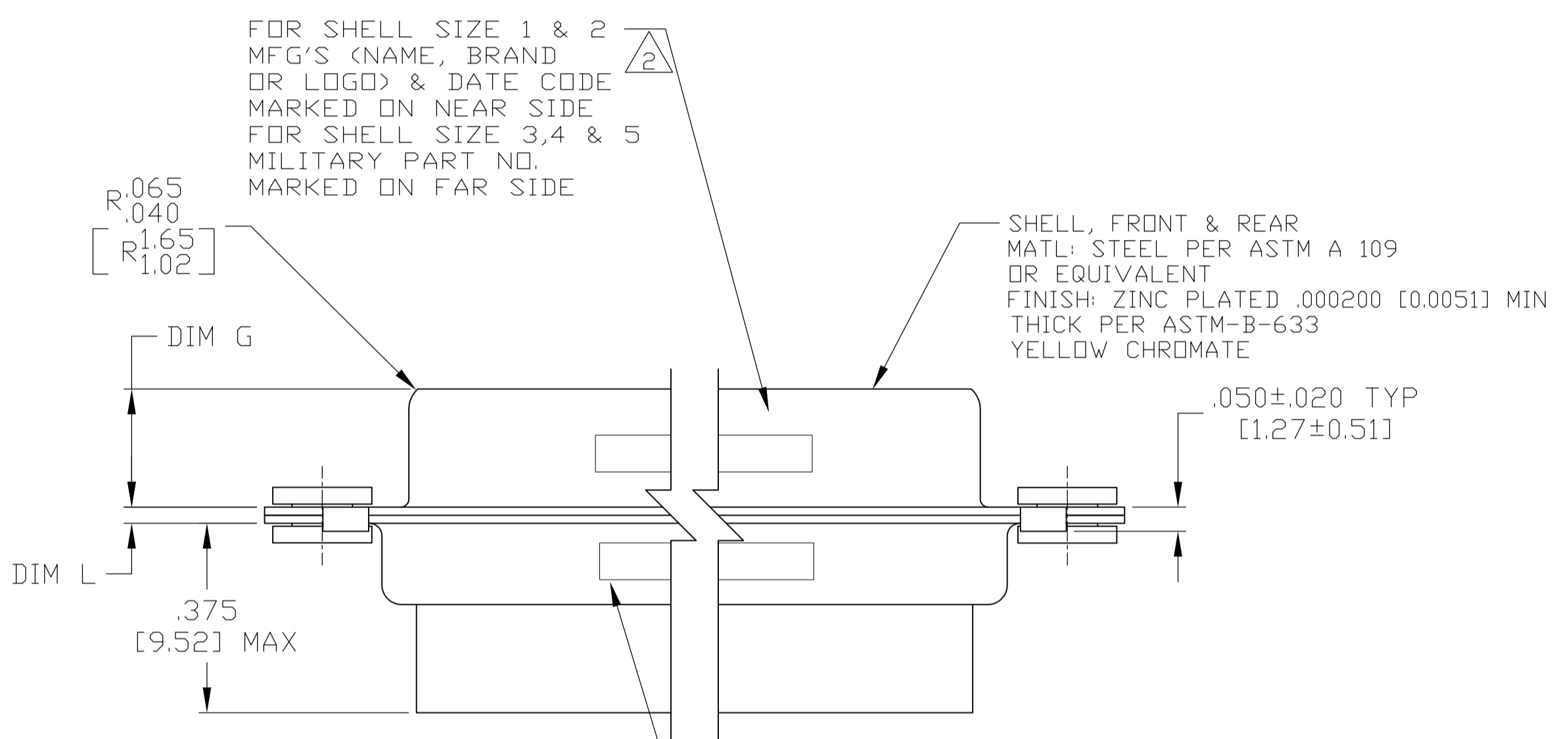


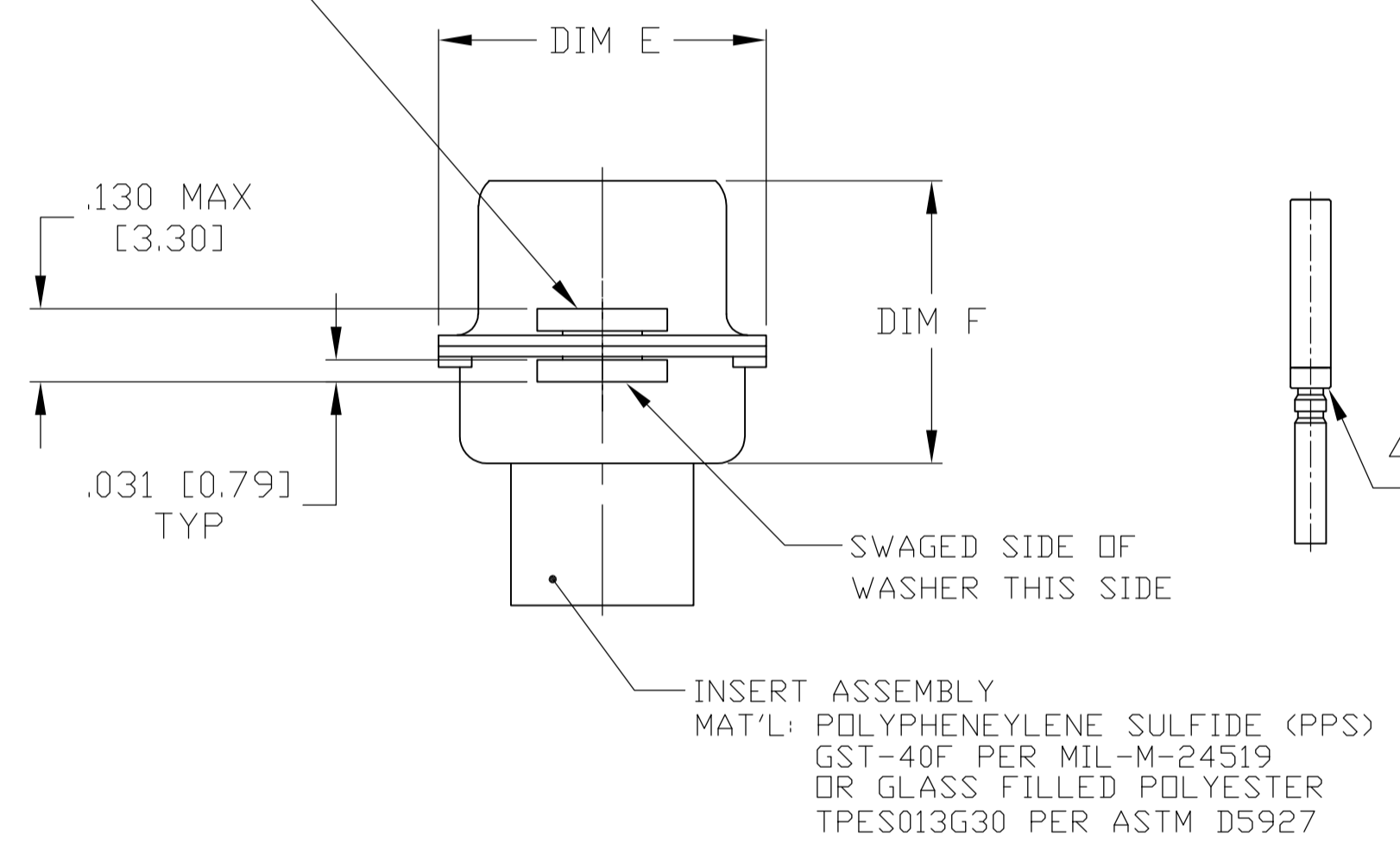
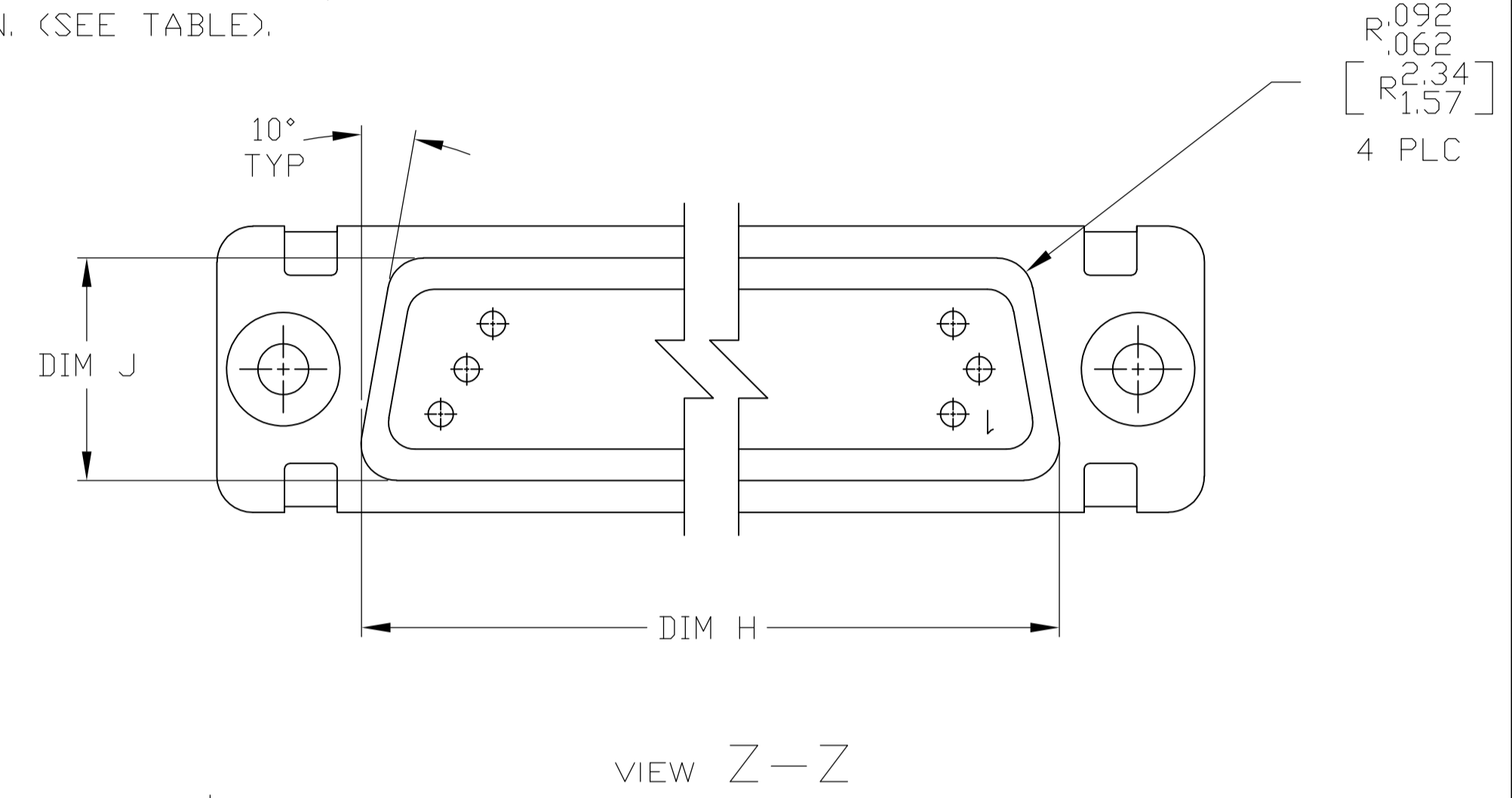
REVISED PER		ECO-15-016062	DATE	DWN	APVD
F	REVISED PER	ECO-15-016062	09NOV15	KG	CD



1. THE CONNECTOR DESCRIBED IN THIS DOCUMENT WILL MATE WITH ANY PLUG CONNECTOR WITH THE SAME INSERT ARRANGEMENT.
2. MARKED WITH .047-.062 [1.19-1.57] HIGH CHARACTERS. FAR SIDE REFERS TO THE WIDE SIDE OF THE KEYSTONE. NEAR SIDE REFERS TO THE NARROW SIDE OF THE KEYSTONE. WHEN SPACE IS LIMITED MARKING CAN BE SPLIT BETWEEN FRONT AND REAR SHELL.
3. UL/CSA DESIGNATION STAMPED IN THIS AREA (EXCEPT FOR SIZE 6).
4. CONNECTOR ASSEMBLY WITHOUT CONTACTS, MFG'S P/N 204351-1. MUST BE ORDERED SEPARATELY.
5. CONNECTOR ASSEMBLY SUPPLIED WITH CONTACTS, MFG'S P/N 204351-1. PACKAGED IN A SEPARATE CONTAINER. QTY = NO. OF POSN. (SEE TABLE).



FLOATING BUSHING/WASHER, 2 REQ'D.  
 MATL: STAINLESS STEEL PER ASTM-A-582  
 FINISH: PASSIVATED PER QQ-P-35B  
 FLOATS .008±.004 [0.20±0.10] VERTICALLY AND .031 [0.79] HORIZONTALLY



SIZE 22 SOCKET CONTACT  
 BODY MATERIAL: COPPER ALLOY PER MIL-C-39029 & MIL-DTL-24308.  
 PLATING: GOLD PER ASTM-B-488 (TYPE III) OVER NICKEL PER QQ-N-290.  
 HOOD MATL: STAINLESS STEEL  
 FINISH: PASSIVATED

FOR SHELL SIZE 1 & 2 MFG'S PART NO. (SEE TABLE) MARKED ON NEAR SIDE MILITARY PART NO. (SEE TABLE) MARKED ON FAR SIDE FOR SHELL SIZE 3,4 & 5 MFG'S (NAME, BRAND OR LOGO), MFG'S PART NO. AND DATE CODE MARKED ON FAR SIDE

REMARKS	MILITARY P/N ON PACKAGE	MILITARY P/N ON CONNECTOR	MARKED MFG'S PART NUMBER	L	J	H	G	F	E	D	C	B	A	INSERT ARRANGEMENT	NO OF POS	SHELL SIZE	PART NUMBER
5	M24308/2-33Z	M24308/2-33Z	1-1757826-2	.049 [1.24] .029 [0.74]	.606 [15.39] .586 [14.88]	2.312 [58.72] 2.292 [58.22]	.248 [6.30] .238 [5.82]	.439 [11.15] .419 [10.64]	.683 [17.35] .653 [16.59]	.490 [12.45] .480 [12.19]	2.505 [63.63] 2.495 [63.37]	2.194 [55.73] 2.184 [55.47]	2.744 [69.70] 2.714 [68.94]	MS14004-1	104	6	1-1757826-2
5	M24308/2-32Z	M24308/2-32Z	1-1757826-1	.049 [1.24] .029 [0.74]	.544 [13.82] .524 [13.31]	2.188 [55.58] 2.168 [55.07]	.248 [6.30] .238 [5.82]	.439 [11.15] .419 [10.64]	.620 [15.75] .590 [14.99]	.428 [10.87] .418 [10.62]	2.411 [61.24] 2.401 [60.99]	2.069 [52.55] 2.059 [52.30]	2.650 [67.31] 2.620 [66.55]	MS18277-2	78	5	1-1757826-1
5	M24308/2-31Z	M24308/2-31Z	1-1757826-0	.049 [1.24] .029 [0.74]	.432 [10.97] .412 [10.46]	2.282 [57.96] 2.262 [57.45]	.248 [6.30] .238 [5.82]	.439 [11.15] .419 [10.64]	.509 [12.93] .479 [12.17]	.316 [8.03] .306 [7.77]	2.505 [63.63] 2.495 [63.37]	2.164 [54.97] 2.154 [54.71]	2.744 [69.70] 2.714 [68.94]	MS18276-2	62	4	1-1757826-0
5	M24308/2-30Z	M24308/2-30Z	1757826-9	.049 [1.24] .029 [0.74]	.432 [10.97] .412 [10.46]	1.635 [41.53] 1.615 [41.02]	.248 [6.30] .238 [5.82]	.439 [11.15] .419 [10.64]	.509 [12.93] .479 [12.17]	.316 [8.03] .306 [7.77]	1.857 [47.17] 1.847 [46.91]	1.516 [38.51] 1.506 [38.25]	2.103 [53.42] 2.073 [52.65]	MS18275-2	44	3	1757826-9
5	M24308/2-29Z	M24308/2-29Z	1757826-8	.040 [1.02] .020 [0.51]	.432 [10.97] .412 [10.46]	1.093 [27.76] 1.073 [27.25]	.248 [6.30] .238 [5.82]	.439 [11.15] .419 [10.64]	.509 [12.93] .479 [12.17]	.316 [8.03] .306 [7.77]	1.317 [33.45] 1.307 [33.20]	.976 [24.79] .966 [24.54]	1.556 [39.52] 1.526 [38.76]	MS18274-2	26	2	1757826-8
5	M24308/2-28Z	M24308/2-28Z	1757826-7	.040 [1.02] .020 [0.51]	.432 [10.97] .412 [10.46]	.769 [19.53] .749 [19.02]	.248 [6.30] .238 [5.82]	.439 [11.15] .419 [10.64]	.509 [12.93] .479 [12.17]	.316 [8.03] .306 [7.77]	.989 [25.12] .979 [24.87]	.648 [16.46] .638 [16.21]	1.228 [31.19] 1.198 [30.43]	MS18273-2	15	1	1757826-7
4	M24308/2-302Z	M24308/2-33Z	1-1757826-2	.049 [1.24] .029 [0.74]	.606 [15.39] .586 [14.88]	2.312 [58.72] 2.292 [58.22]	.248 [6.30] .238 [5.82]	.439 [11.15] .419 [10.64]	.683 [17.35] .653 [16.59]	.490 [12.45] .480 [12.19]	2.505 [63.63] 2.495 [63.37]	2.194 [55.73] 2.184 [55.47]	2.744 [69.70] 2.714 [68.94]	MS14004-1	104	6	1757826-6
4	M24308/2-301Z	M24308/2-32Z	1-1757826-1	.049 [1.24] .029 [0.74]	.544 [13.82] .524 [13.31]	2.188 [55.58] 2.168 [55.07]	.248 [6.30] .238 [5.82]	.439 [11.15] .419 [10.64]	.620 [15.75] .590 [14.99]	.428 [10.87] .418 [10.62]	2.411 [61.24] 2.401 [60.99]	2.069 [52.55] 2.059 [52.30]	2.650 [67.31] 2.620 [66.55]	MS18277-2	78	5	1757826-5
4	M24308/2-300Z	M24308/2-31Z	1-1757826-0	.049 [1.24] .029 [0.74]	.432 [10.97] .412 [10.46]	2.282 [57.96] 2.262 [57.45]	.248 [6.30] .238 [5.82]	.439 [11.15] .419 [10.64]	.509 [12.93] .479 [12.17]	.316 [8.03] .306 [7.77]	2.505 [63.63] 2.495 [63.37]	2.164 [54.97] 2.154 [54.71]	2.744 [69.70] 2.714 [68.94]	MS18276-2	62	4	1757826-4
4	M24308/2-299Z	M24308/2-30Z	1757826-9	.049 [1.24] .029 [0.74]	.432 [10.97] .412 [10.46]	1.635 [41.53] 1.615 [41.02]	.248 [6.30] .238 [5.82]	.439 [11.15] .419 [10.64]	.509 [12.93] .479 [12.17]	.316 [8.03] .306 [7.77]	1.857 [47.17] 1.847 [46.91]	1.516 [38.51] 1.506 [38.25]	2.103 [53.42] 2.073 [52.65]	MS18275-2	44	3	1757826-3
4	M24308/2-298Z	M24308/2-29Z	1757826-8	.040 [1.02] .020 [0.51]	.432 [10.97] .412 [10.46]	1.093 [27.76] 1.073 [27.25]	.248 [6.30] .238 [5.82]	.439 [11.15] .419 [10.64]	.509 [12.93] .479 [12.17]	.316 [8.03] .306 [7.77]	1.317 [33.45] 1.307 [33.20]	.976 [24.79] .966 [24.54]	1.556 [39.52] 1.526 [38.76]	MS18274-2	26	2	1757826-2
4	M24308/2-297Z	M24308/2-28Z	1757826-7	.040 [1.02] .020 [0.51]	.432 [10.97] .412 [10.46]	.769 [19.53] .749 [19.02]	.248 [6.30] .238 [5.82]	.439 [11.15] .419 [10.64]	.509 [12.93] .479 [12.17]	.316 [8.03] .306 [7.77]	.989 [25.12] .979 [24.87]	.648 [16.46] .638 [16.21]	1.228 [31.19] 1.198 [30.43]	MS18273-2	15	1	1757826-1

THIS DRAWING IS A CONTROLLED DOCUMENT. DIMENSIONS: INCHES [mm]. TOLERANCES UNLESS OTHERWISE SPECIFIED: 0 PLC ± .005 [0.13], 1 PLC ± .005 [0.13], 2 PLC ± .005 [0.13], 3 PLC ± .005 [0.13], 4 PLC ± .005 [0.13]. MATERIAL: SEE CALLOUTS. FINISH: SEE CALLOUTS. WEIGHT: -. SIZE: A1. CUSTOMER DRAWING. SCALE: 4:1. SHEET: 1 OF 1. REV: F.

APPROVED: D.MILLER. DATE: 6-8-05. PRODUCT SPEC: AMPLIMITE RECEPTACLE ASSY, SIZE 1 THRU 6 SERIES 90 WITH ZINC PLATING AND FLOAT BUSHINGS. APPLICATION SPEC: -. DRAWING NO: 00779. PART NO: 1757826.

STE TE Connectivity