

● SPECIFICATIONS

PARAMETER	VALUE
NOMINAL FREQUENCY	8.000 MHz
MODE OF OSCILLATION	Fundamental
FREQUENCY TOLERANCE AT 25°C	±30 ppm max
FREQUENCY STABILITY OVER TEMPERATURE	±50 ppm max
OPERATING TEMPERATURE RANGE	-20°C to +70°C
STORAGE TEMPERATURE RANGE	-55°C to +125°C
AGING	±5 ppm per year max
LOAD CAPACITANCE	20 pF
EQUIVALENT SERIES RESISTANCE	60 Ω max
SHUNT CAPACITANCE	7 pF max
DRIVE LEVEL	500 μW max
INSULATION RESISTANCE	500 MΩ min
REFLOW CONDITIONS	260°C for 10 sec max


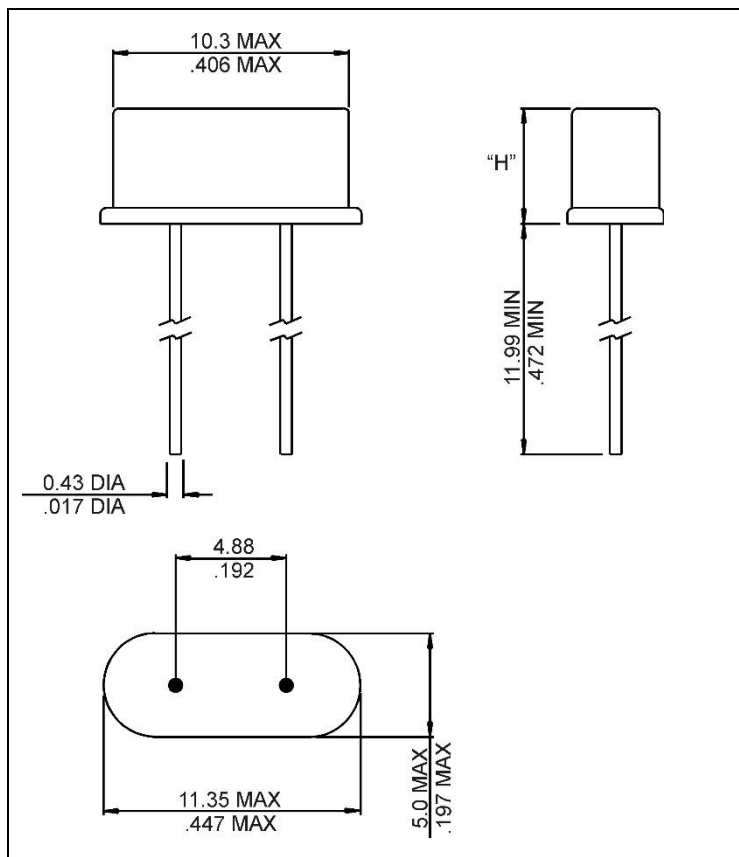


Photo is not actual part

● MECHANICAL SPECIFICATION

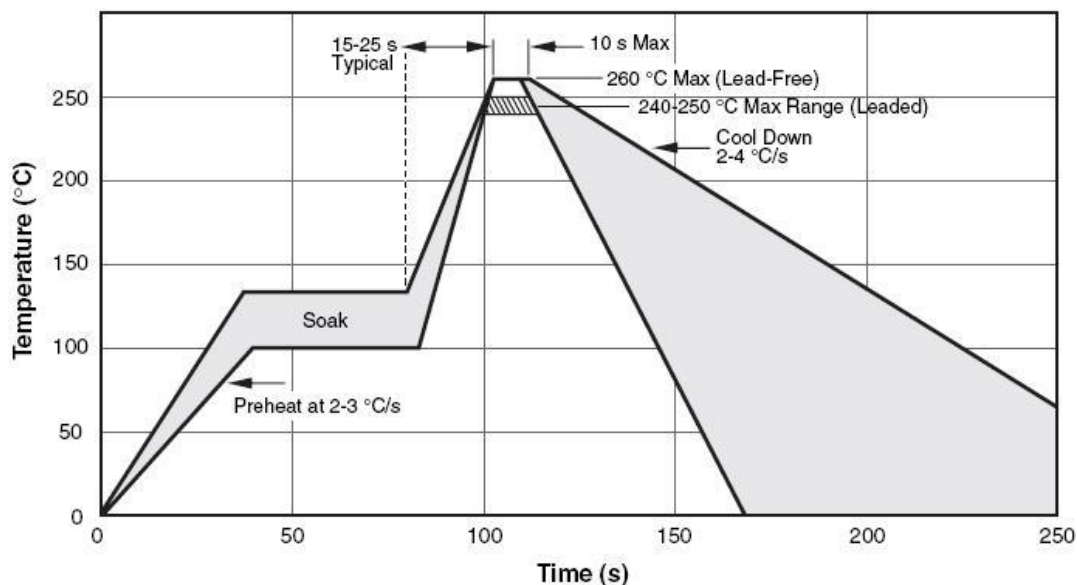


HEIGHT "H" = 3.5 mm



● WAVE SOLDER PROFILE

TYPICAL WAVE SOLDER PROFILE FOR LEADED AND LEAD-FREE THROUGH-HOLE PACKAGES



Wave Solder profile		
Profile Feature	SnPb eutectic	Pb-Free
Average ramp-up rate	~200°C/second	~200°C/second
Heating Rate during preheat	typical 1-2°/second max 4°/second	typical 1-2°/second max 4°/second
Final preheat temperature, T _s	~130°C	~130°C
Peak temperature, T _p	235°C	260°C
Time within +0°C / -5°C of actual temperature, t _p	10 seconds	10 seconds
Ramp-down rate	5°C/second max.	5°C/second max.

NOTE: This document should serve as recommendation only. Other parameters may also affect soldering, this profile does not guarantee absolute success. Soldering profile should be determined by the equipment manufacturer and customers' process engineer.

● ENVIRONMENTAL

PARAMETER	VALUE
MOISTURE SENSITIVITY LEVEL	1
RoHS	Compliant
REACH SVHC	Compliant
HALOGEN-FREE	Compliant
ESD CLASSIFICATION LEVEL	N/A
TERMINATION FINISH	Sn



• MARKING

R080xxAyw

x – Internal Production ID code
y – Year code
w – Week code

YEAR CODE	
Year	Code
2015	5
2016	6
2017	7
2018	8
2019	9
2020	0
2021	1
2022	2
2023	3
2024	4
2025	5

ALPHA WEEK CODE TABLE					
Week	Code	Week	Code	Week	Code
1	a	19	s	37	K
2	b	20	t	38	L
3	c	21	u	39	M
4	d	22	v	40	N
5	e	23	w	41	O
6	f	24	x	42	P
7	g	25	y	43	Q
8	h	26	z	44	R
9	i	27	A	45	S
10	j	28	B	46	T
11	k	29	C	47	U
12	l	30	D	48	V
13	m	31	E	49	W
14	n	32	F	50	X
15	o	33	G	51	Y
16	p	34	H	52	Z
17	q	35	I		
18	r	36	J		

• APPROVAL

DRAWN BY:	KJackson, July 10, 2014
APPROVED BY:	KJackson, July 10, 2014
REVISION:	A, Initial Release
	Updated to current specs KJ 12/15/16

Raltron Electronics / RAMI Technology USA, LLC, including its affiliates, employees, agents and other persons acting on its behalf (collectively Raltron/RAMI Tech), disclaim any and all liability for any errors or inaccuracies contained in this data sheet. While Raltron/RAMI Tech has made every reasonable effort ensure the accuracy of all product information, specifications and data contained herein, Raltron/RAMI Tech does not guarantee that the information is accurate, reliable or current. The product information is provided only for reference purposes only and is subject to change, correction or revision, at any time without notice. Raltron/RAMI Tech does not assume any liability arising out of an application or use of any product described herein and disclaims any warranties expressed or implied. The user of products in such applications shall assume all risks of such use and will agree to hold Raltron/RAMI Tech, harmless against all damages.

Copyright © 2016, Raltron Electronics / RAMI Technology USA, LLC. All rights reserved. No part of this document may be reproduced in any form without the prior written permission of Raltron Electronics / RAMI Technology USA, LLC.