
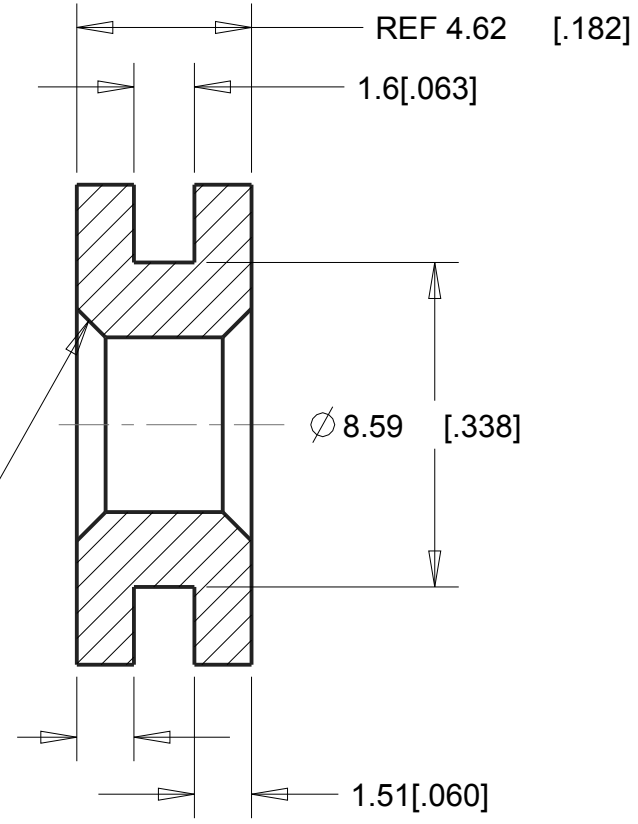
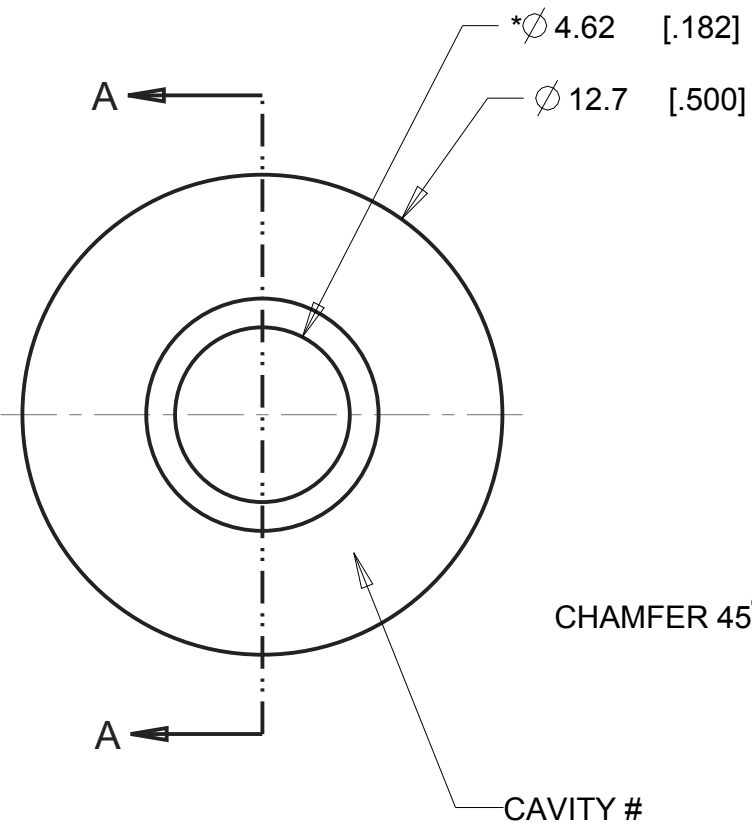




REVISIONS				
DRAWN	REV	DESCRIPTION	DATE	APPROVED
	00	ORIGINAL	10-26-98	DC
KP/TC	01	UPDATED FORMAT, NOTES, TOLERANCES, ADDED WEIGHT, CAVITY LOCATION, AND -X TO NAMING CONVENTION. CHANGED .182 DIM TO REF	9-8-11	MS
TC	02	DELETED INCORRECT MATERIAL V2599 FROM TABLE	11-2-11	MS



SECTION A-A

G-502-1	C-1002
G-502-2	C-1105
G-502-3	C-1100
G-502-8012	C-8012
G-502-8	C-8002
G-501-8001	C-8001
G-502-V2325	V-2325
G-502-V2350	V-2350
G-502-V2375	V-2375
G-502-V2525	V-2525
G-502-V2550	V-2550
G-502-V2575	V-2575
G-502-V2590	V-2590
G-502-V2725	V-2725
G-502-V2750	V-2750
G-502-V2775	V-2775
PART NUMBER	MATERIAL

RANGE	TOL
0 < DIM <= 2 [0.078]	± 0.15 [0.006]
2 [0.078] < DIM <= 25 [0.98]	± 0.25 [0.010]
25 [0.98] < DIM <= 50 [1.969]	± 0.4 [0.016]
50 [1.969] < DIM	± 0.6 [0.024]

- 3. MAX DRAFT: 2°.
- 2. CRITICAL DIMENSIONS SHALL HAVE Cpk VALUE >= 1.33 WITH ONGOING SPC DATA REQUIRED.
- 1. CRITICAL DIMENSIONS ARE MARKED WITH "**".

NOTES:

UNLESS OTHERWISE SPECIFIED UNITS ARE: MM [IN] TOLERANCE FOR ANGLES: ±1.0°	MATERIAL: SEE TABLE ON LEFT	AEARO TECHNOLOGIES LLC * a 3M company	
	ALLOWABLE FLASH: .12MM [0.005]	QUALITY CONTROL: MUST COMPLY WITH E-A-R SPECIALTY COMPOSITES SUPPLIER QUALITY MANUAL REQUIREMENTS	TITLE GROMMET - SYMMETRIC, NON-RIBBED
GATE: ±.25MM [0.010]	NOTES: ANY FEATURE NOT DIMENSIONED IN PRINT MUST BE VISIBLY PRESENT, UTILIZE 3D CAD FOR CREATION	SIZE B	DRAWING NO. G-502-X
0.5 GRAM REF			PAGE NO. 1 OF 1