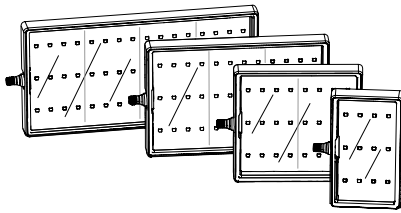


WLA Series Encapsulated Work Light



Datasheet



- High power solid state LED array
- Illuminates a large area with an even pattern of light and no shadows
- Designed for area and machine lighting
- Rugged thermoplastic housing with electronics completely encapsulated in clear polyurethane
- Resistant to many chemicals, including coolants and detergents
- Available in four sizes
- Cabled and quick-disconnect models available



Important: Read the following instructions before operating the light. Please download the complete WLA Series Work Light technical documentation, available in multiple languages, from www.bannerengineering.com for details on the proper use, applications, Warnings, and installation instructions of this device.

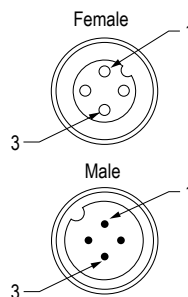
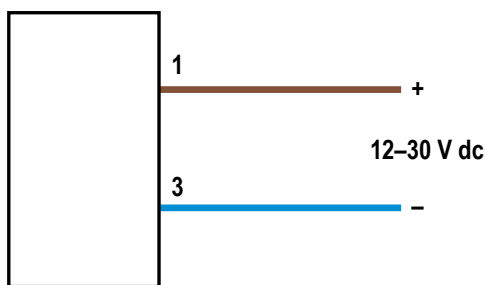


Important: Lea el siguiente instructivo antes de operar el luminario. Por favor descargue desde www.bannerengineering.com toda la documentación técnica de los WLA Series Work Light, disponibles en múltiples idiomas, para detalles del uso adecuado, aplicaciones, advertencias, y las instrucciones de instalación de estos dispositivos.

Models

Models	Housing Length ¹ "L1"	Connection ²	LED Color	Environmental Rating	Input Voltage
WLAW105X180EQ	105 mm	4-pin Euro integral QD connector	Cool white	IP67, IP68, IP69K	12 to 30 V dc
WLAW190X180EQ	190 mm				
WLAW275X180EQ	275 mm				
WLAW360X180EQ	360 mm				

Wiring



Wiring Key:
1 = Brown
3 = Blue

¹ See [Dimensions](#) (p. 3).

² Integral QD models only are listed. For integral 2 m (6.5 ft) PVC cable, omit suffix **Q** from model number (for example, **WLAW105X180E**). A model with a QD requires a mating cordset (see [Cordsets](#) (p. 3)).



Specifications

Supply Voltage and Current

12 V dc to 30 V dc (10% maximum ripple)
 Use only with suitable Class 2 power supply (UL) or SELV power supply (CE).
 See electrical characteristics on product label
 Maximum current per length:

Light Length	Maximum Current per Length			
	12 V dc	24 V dc	30 V dc	Watts
105 mm	0.8 A	0.4 A	0.32 A	9.6
190 mm	1.6 A	0.8 A	0.64 A	19.2
275 mm	2.4 A	1.2 A	0.96 A	28.8
360 mm	3.2 A	1.6 A	1.28 A	38.4

Light Length	Lumens ³	Max Lux ³ at 1 m
105 mm	550	215
190 mm	1100	430
275 mm	1650	645
360 mm	2200	860

Light Characteristics

Cool White: 5200–7500K

Construction

PBT housing; nickel-plated brass connector or PVC-jacketed cable, polyurethane encapsulated

Environmental Rating

IEC IEC IP67, IEC IP68, IP69K per DIN 40050-9

Connections

Integral 4-pin M12 male quick disconnect (QD) (4-pin connecting cordset required); or 2 m (6.5 ft) integral cable

Operating Temperature

–20 °C to +50 °C (–4 °F to +122 °F)

Storage Temperature

–40 °C to +70 °C (–40 °F to +158 °F)

Vibration and Mechanical Shock

All models meet Mil. Std. 202F requirements method 201A (vibration: 10 to 60 Hz max., double amplitude 0.06", maximum acceleration 10G). Also meets IEC 947-5-2; 30G 11 ms duration, half sine wave.

Certifications

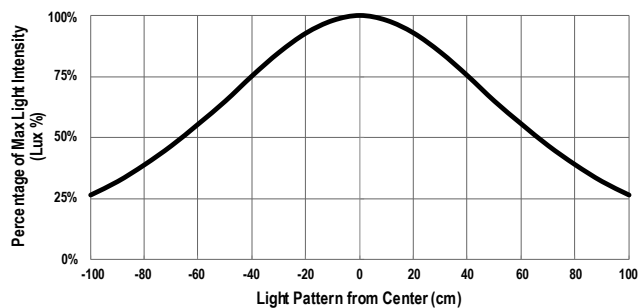
Pending



Note: Do not spray cable with high-pressure sprayer, or cable damage will result.

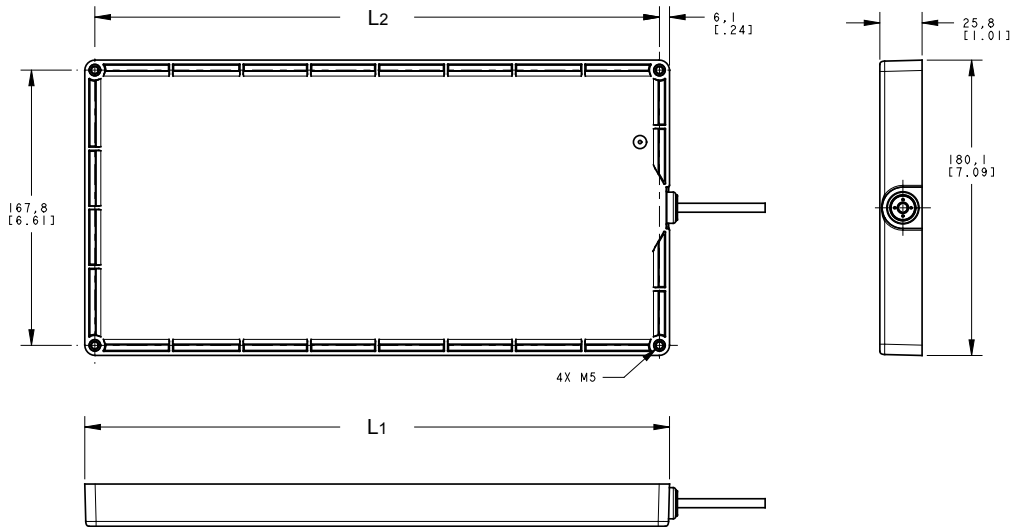
Beam Pattern

Percentage of Maximum Light Intensity for Models at 1 m (typical)



³ Lumen and lux values are typical when operating at 25 °C (77 °F) ambient temperature.

Dimensions



Model	L1	L2
WLAW105X..	105.1 mm (4.14 in)	92.8 mm (3.66 in)
WLAW190X..	188.9 mm (7.44 in)	176.7 mm (6.96 in)
WLAW275X..	272.7 mm (10.74 in)	260.3 mm (10.25 in)
WLAW360X..	356.6 mm (14.04 in)	344.3 mm (13.55 in)

Accessories

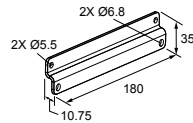
Cordsets

4-Pin Threaded M12/Euro-Style Cordsets—Single Ended				
Model	Length	Style	Dimensions	Pinout (Female)
MQDC-406	1.83 m (6 ft)	Straight		<p>1 = Brown 2 = White 3 = Blue 4 = Black</p>
MQDC-415	4.57 m (15 ft)			
MQDC-430	9.14 m (30 ft)			
MQDC-450	15.2 m (50 ft)			
MQDC-406RA	1.83 m (6 ft)	Right-Angle		
MQDC-415RA	4.57 m (15 ft)			
MQDC-430RA	9.14 m (30 ft)			
MQDC-450RA	15.2 m (50 ft)			

Brackets

SMBBSSM

- 316 stainless steel bracket and hardware
- Includes 2 brackets; four M5 socket drive, button head screws to attach to light



SMBBSRA

- 316 stainless steel bracket and hardware
- Right-angle swivel bracket for versatile orientation



SMBWLAMAG

- Kit includes two magnets, two M5 phillips head screws, and two M5 nuts with lock rings
- $\phi = 51.8$ mm (2.04 in)

Banner Engineering Corp. Limited Warranty

Banner Engineering Corp. warrants its products to be free from defects in material and workmanship for one year following the date of shipment. Banner Engineering Corp. will repair or replace, free of charge, any product of its manufacture which, at the time it is returned to the factory, is found to have been defective during the warranty period. This warranty does not cover damage or liability for misuse, abuse, or the improper application or installation of the Banner product.

THIS LIMITED WARRANTY IS EXCLUSIVE AND IN LIEU OF ALL OTHER WARRANTIES WHETHER EXPRESS OR IMPLIED (INCLUDING, WITHOUT LIMITATION, ANY WARRANTY OF MERCHANTABILITY OR FITNESS FOR A PARTICULAR PURPOSE), AND WHETHER ARISING UNDER COURSE OF PERFORMANCE, COURSE OF DEALING OR TRADE USAGE.

This Warranty is exclusive and limited to repair or, at the discretion of Banner Engineering Corp., replacement. **IN NO EVENT SHALL BANNER ENGINEERING CORP. BE LIABLE TO BUYER OR ANY OTHER PERSON OR ENTITY FOR ANY EXTRA COSTS, EXPENSES, LOSSES, LOSS OF PROFITS, OR ANY INCIDENTAL, CONSEQUENTIAL OR SPECIAL DAMAGES RESULTING FROM ANY PRODUCT DEFECT OR FROM THE USE OR INABILITY TO USE THE PRODUCT, WHETHER ARISING IN CONTRACT OR WARRANTY, STATUTE, TORT, STRICT LIABILITY, NEGLIGENCE, OR OTHERWISE.**

Banner Engineering Corp. reserves the right to change, modify or improve the design of the product without assuming any obligations or liabilities relating to any product previously manufactured by Banner Engineering Corp. Any misuse, abuse, or improper application or installation of this product or use of the product for personal protection applications when the product is identified as not intended for such purposes will void the product warranty. Any modifications to this product without prior express approval by Banner Engineering Corp will void the product warranties. All specifications published in this document are subject to change; Banner reserves the right to modify product specifications or update documentation at any time. Specifications and product information in English supersede that which is provided in any other language. For the most recent version of any documentation, refer to: www.bannerengineering.com.

For patent information, see www.bannerengineering.com/patents.

Mexican Importer

Banner Engineering de México, S. de R.L. de C.V.
David Alfaro Siqueiros 103 Piso 2 Valle oriente
San Pedro Garza Garcia Nuevo León, C. P. 66269
81 8363.2714