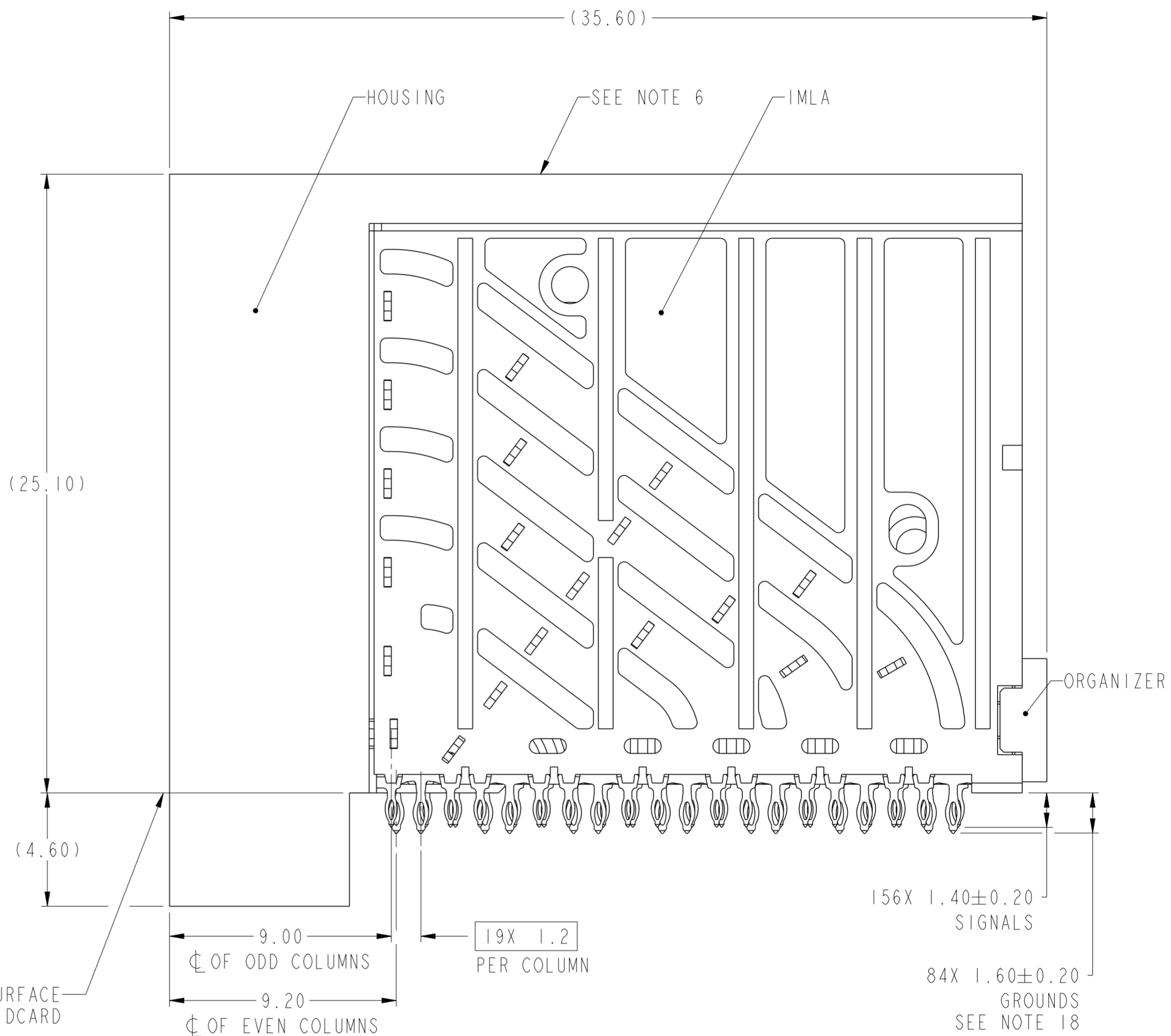
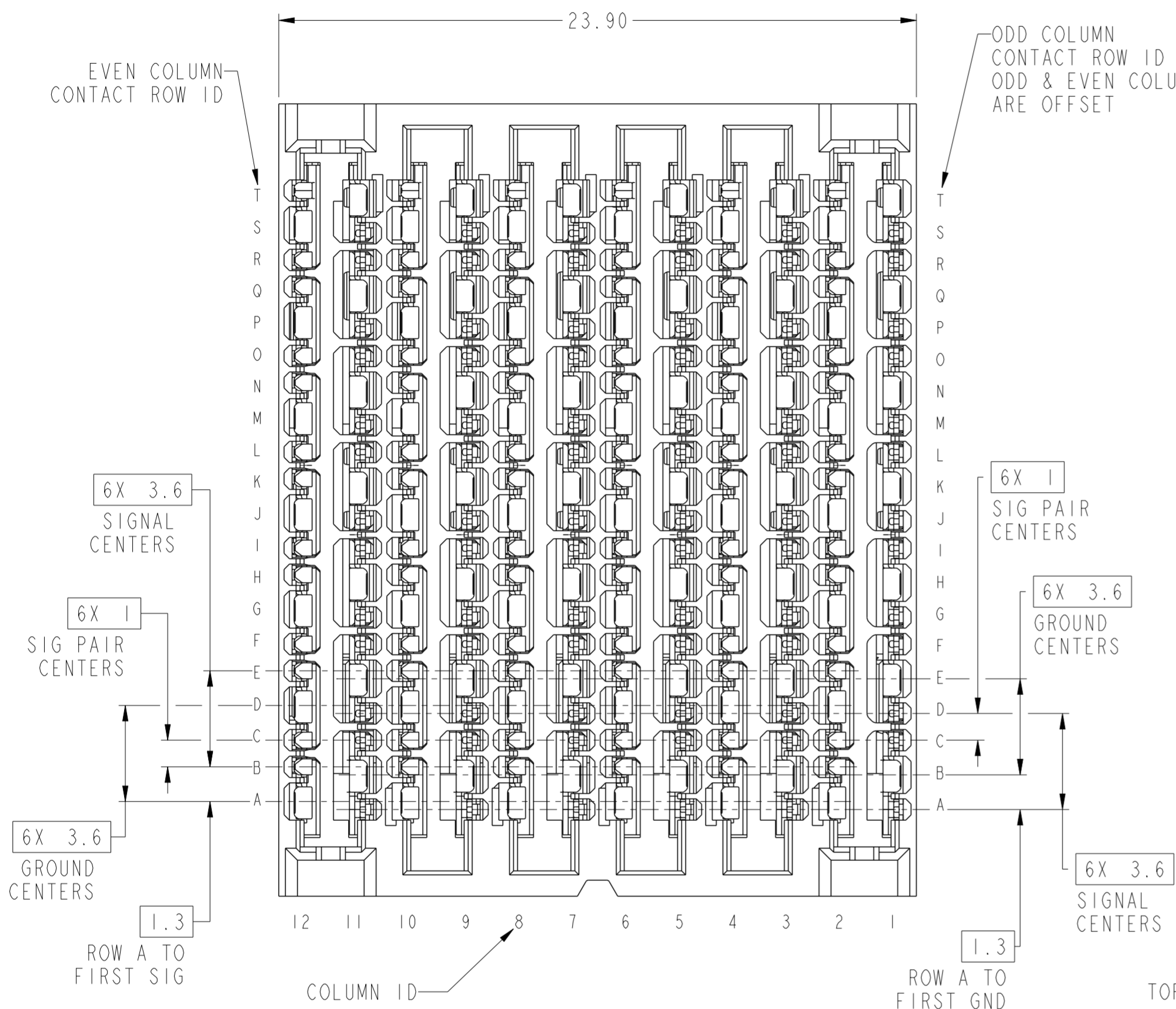


PRODUCT NUMBER
SEE TABLE

EVEN COLUMN CONTACT ROW ID

ODD COLUMN CONTACT ROW ID
ODD & EVEN COLUMNS ARE OFFSET



10123159-101YLF
STANDARD MATE RECEPTACLE
SCALE 6:1

Amphenol FCI

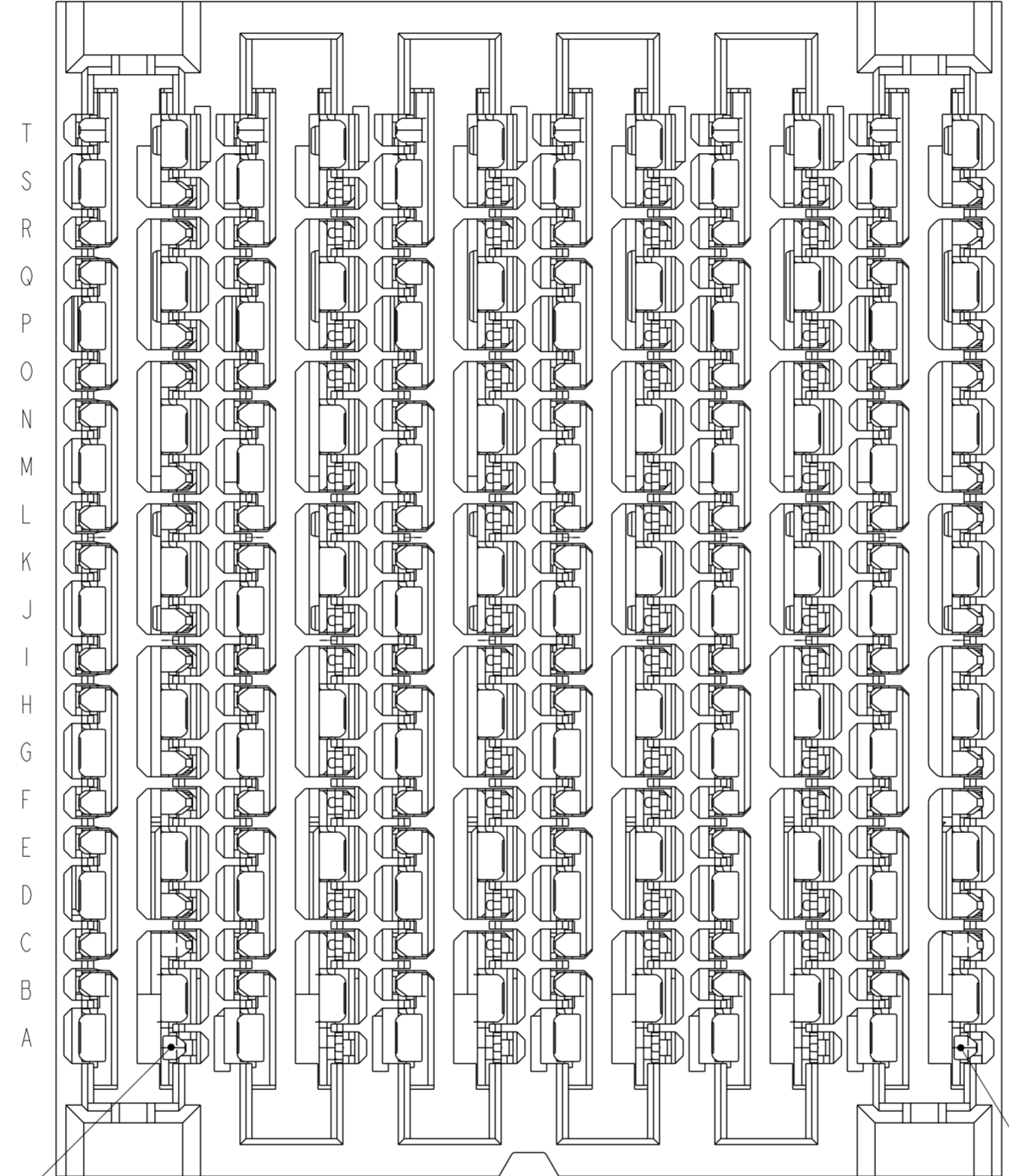
© 2016 AFCI

spec ref	SEE NOTES	dr	Stu Stoner	2012/11/10	projection	MM	size	A2	scale	6:1												
tolerance std	TOLERANCES UNLESS OTHERWISE SPECIFIED	eng	Peng-Bing Fu	2020/04/20			ecn no	ELX-DG-35549-1	rel level	Released												
ASME Y14.5M		chr	-	2020/04/22							product family	ExaMAX										
surface	<table border="1"> <tr> <td>linear</td> <td>0.X</td> <td>±.3</td> </tr> <tr> <td></td> <td>0.XX</td> <td>±.10</td> </tr> <tr> <td></td> <td>0.XXX</td> <td>±.050</td> </tr> <tr> <td>angular</td> <td>0°</td> <td>±°</td> </tr> </table>	linear	0.X	±.3		0.XX	±.10		0.XXX	±.050	angular	0°	±°	appr	Heaven Cen	2020/04/22	title	ExaMAX R.A. RECEPTACLE ASSY	cat. no.	SEE TABLE	Product - Customer Drw	sheet 1 of 11
linear	0.X	±.3																				
	0.XX	±.10																				
	0.XXX	±.050																				
angular	0°	±°																				
					Amphenol FCI	6 PR, 12 IMLA, 240 POS, 24mm																

PDS: Rev :C

STATUS:Released

Printed: Apr 22, 2020



ADVANCED MATE POSITION A11 SEE NOTE 13

ADVANCED MATE POSITION A1 SEE NOTE 13

10123159-201YLF
ADVANCED MATE RECEPTACLE
ADVANCED MATE POSITIONS ARE A1 AND A11 ONLY
FOR ALL DIMENSIONS SEE 10123159-101YLF ON SHEET 1
SCALE 7:1

Amphenol FCI

© 2016 AFci

spec ref	SEE NOTES	dr	Stu Stoner	2012/11/10	projection	MM	size	A2	scale	7:1																	
tolerance std	TOLERANCES UNLESS OTHERWISE SPECIFIED	eng	Peng-Bing Fu	2020/04/20			ecn no	ELX-DG-35549-1																			
ASME Y14.5M		chr	-				rel level	Released																			
surface	<table border="1"> <tr> <td rowspan="3">-</td> <td rowspan="3">linear</td> <td>0.X</td> <td>±.3</td> </tr> <tr> <td>0.XX</td> <td>±.10</td> </tr> <tr> <td>0.XXX</td> <td>±.050</td> </tr> <tr> <td></td> <td>angular</td> <td>0°</td> <td>±°</td> </tr> </table>	-	linear	0.X	±.3	0.XX	±.10	0.XXX	±.050		angular	0°	±°		<table border="1"> <tr> <td>title</td> <td>ExaMAX R.A. RECEPTACLE ASSY</td> <td>dwg no</td> <td>10123159</td> <td>rev</td> <td>C</td> </tr> <tr> <td>cat. no.</td> <td>SEE TABLE</td> <td>Product - Customer Drw</td> <td colspan="3">sheet 2 of 11</td> </tr> </table>	title	ExaMAX R.A. RECEPTACLE ASSY	dwg no	10123159	rev	C	cat. no.	SEE TABLE	Product - Customer Drw	sheet 2 of 11		
-	linear			0.X	±.3																						
				0.XX	±.10																						
		0.XXX	±.050																								
	angular	0°	±°																								
title	ExaMAX R.A. RECEPTACLE ASSY	dwg no	10123159	rev	C																						
cat. no.	SEE TABLE	Product - Customer Drw	sheet 2 of 11																								

1 2 3 4 5 6 7 8

A

B

C

D

E

F

A

B

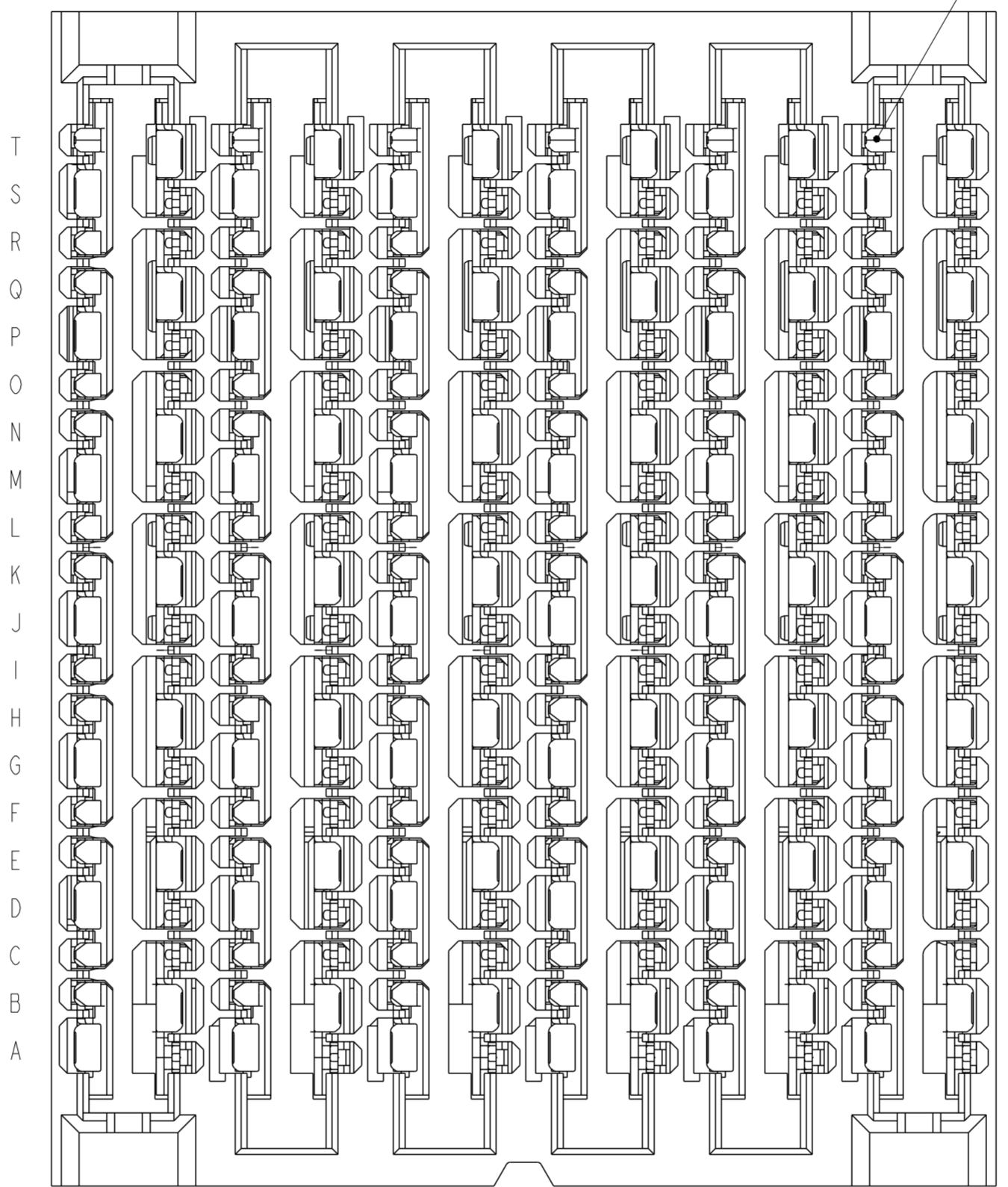
C

D

E

F

SHORT DETECT
POSITION T2
SEE NOTE 14



12 11 10 9 8 7 6 5 4 3 2 1

10123159-301YLF
SHORT DETECT RECEPTACLE
SHORT DETECT POSITION IS T2
FOR ALL DIMENSIONS SEE 10123159-101YLF ON SHEET 1
SCALE 7:1

**Amphenol
FCi**

© 2016 AFci

spec ref	SEE NOTES	dr	Stu Stoner	2012/11/10	projection	MM	size	A2	scale	7:1																	
tolerance std	TOLERANCES UNLESS OTHERWISE SPECIFIED	eng	Peng-Bing Fu	2020/04/20			ecn no	ELX-DG-35549-1																			
ASME Y14.5M		chr	-	-			rel level	Released																			
surface	<table border="1"> <tr> <td rowspan="3">-</td> <td rowspan="3">linear</td> <td>0.X</td> <td>±.3</td> </tr> <tr> <td>0.XX</td> <td>±.10</td> </tr> <tr> <td>0.XXX</td> <td>±.050</td> </tr> <tr> <td></td> <td>angular</td> <td>0°</td> <td>±°</td> </tr> </table>	-	linear	0.X	±.3	0.XX	±.10	0.XXX	±.050		angular	0°	±°		<table border="1"> <tr> <td>title</td> <td>ExaMAX R.A. RECEPTACLE ASSY</td> <td>dwg no</td> <td>10123159</td> <td>rev</td> <td>C</td> </tr> <tr> <td>cat. no.</td> <td>SEE TABLE</td> <td>Product - Customer Drw</td> <td colspan="3">sheet 3 of 11</td> </tr> </table>	title	ExaMAX R.A. RECEPTACLE ASSY	dwg no	10123159	rev	C	cat. no.	SEE TABLE	Product - Customer Drw	sheet 3 of 11		
-	linear			0.X	±.3																						
				0.XX	±.10																						
		0.XXX	±.050																								
	angular	0°	±°																								
title	ExaMAX R.A. RECEPTACLE ASSY	dwg no	10123159	rev	C																						
cat. no.	SEE TABLE	Product - Customer Drw	sheet 3 of 11																								

A

B

C

D

E

F

A

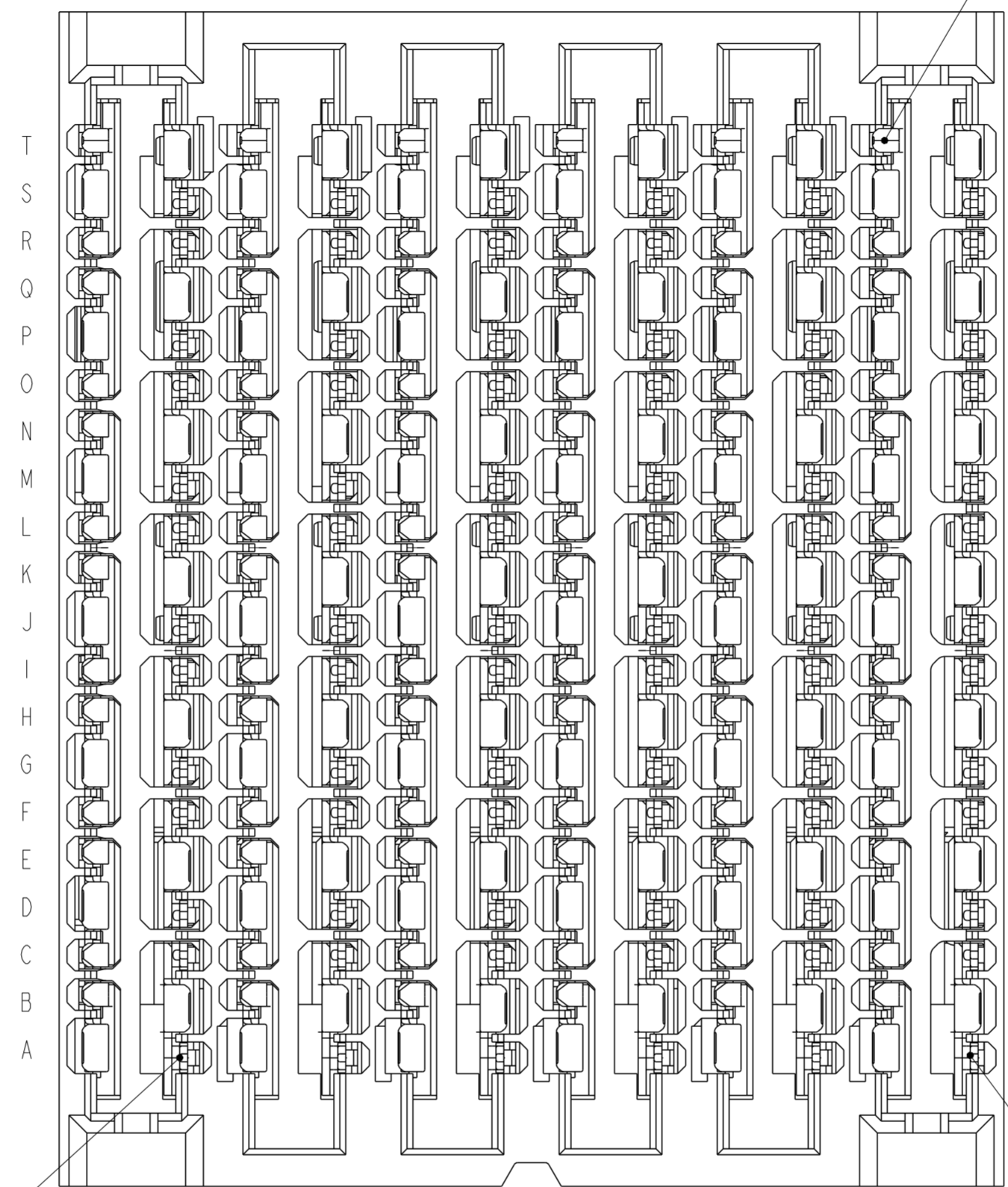
B

C

D

E

F



SHORT DETECT
POSITION T2
SEE NOTE 15

ADVANCED MATE
POSITION A11
SEE NOTE 15

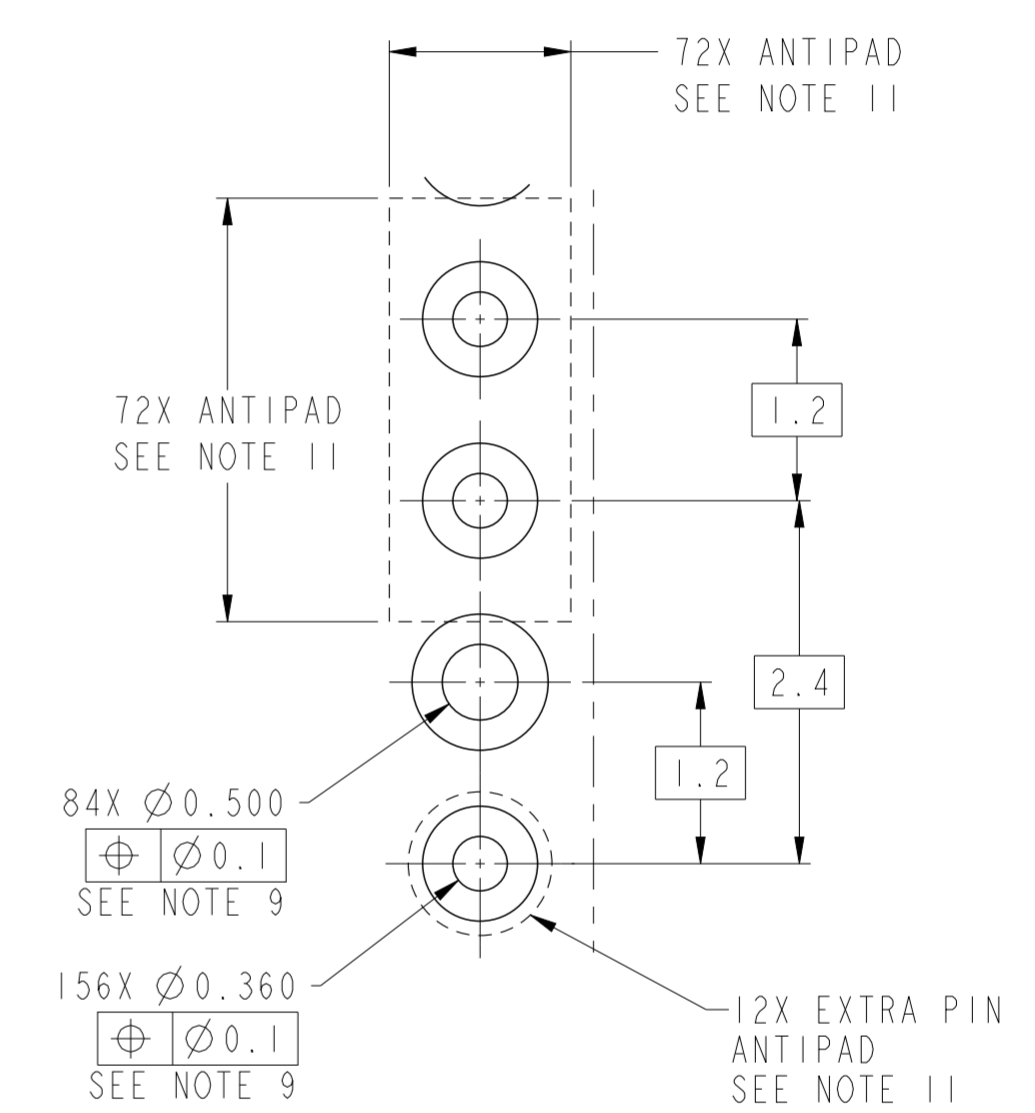
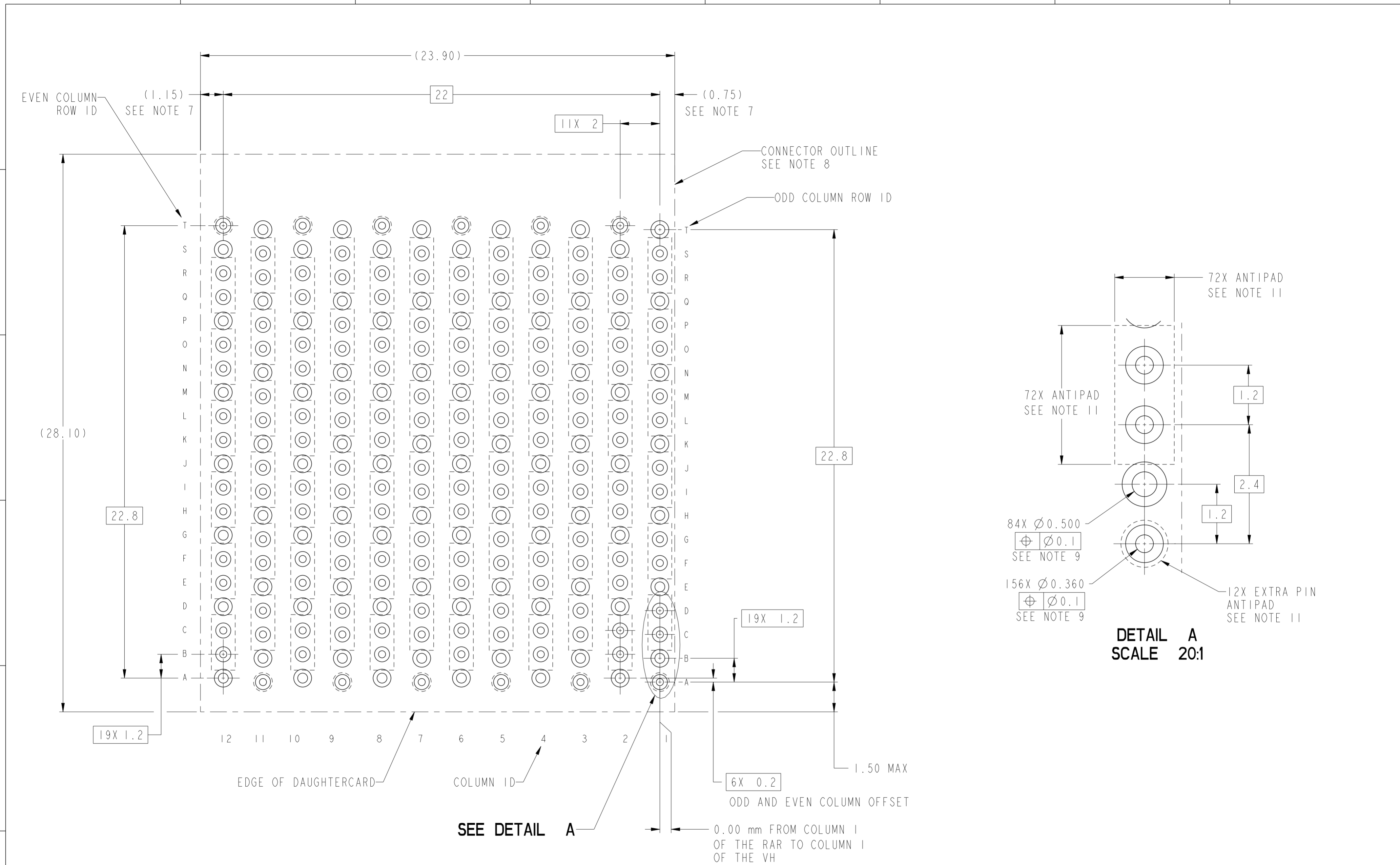
ADVANCED MATE
POSITION A1
SEE NOTE 15

10123159-401YLF
ADVANCED MATE/SHORT DETECT RECEPTACLE
 ADVANCED MATE POSITIONS ARE POSITIONS A1 AND A11 ONLY
 SHORT DETECT POSITION IS T2
 FOR ALL DIMENSIONS SEE 10123159-101YLF ON SHEET 1
 SCALE 7:1

**Amphenol
FCi**

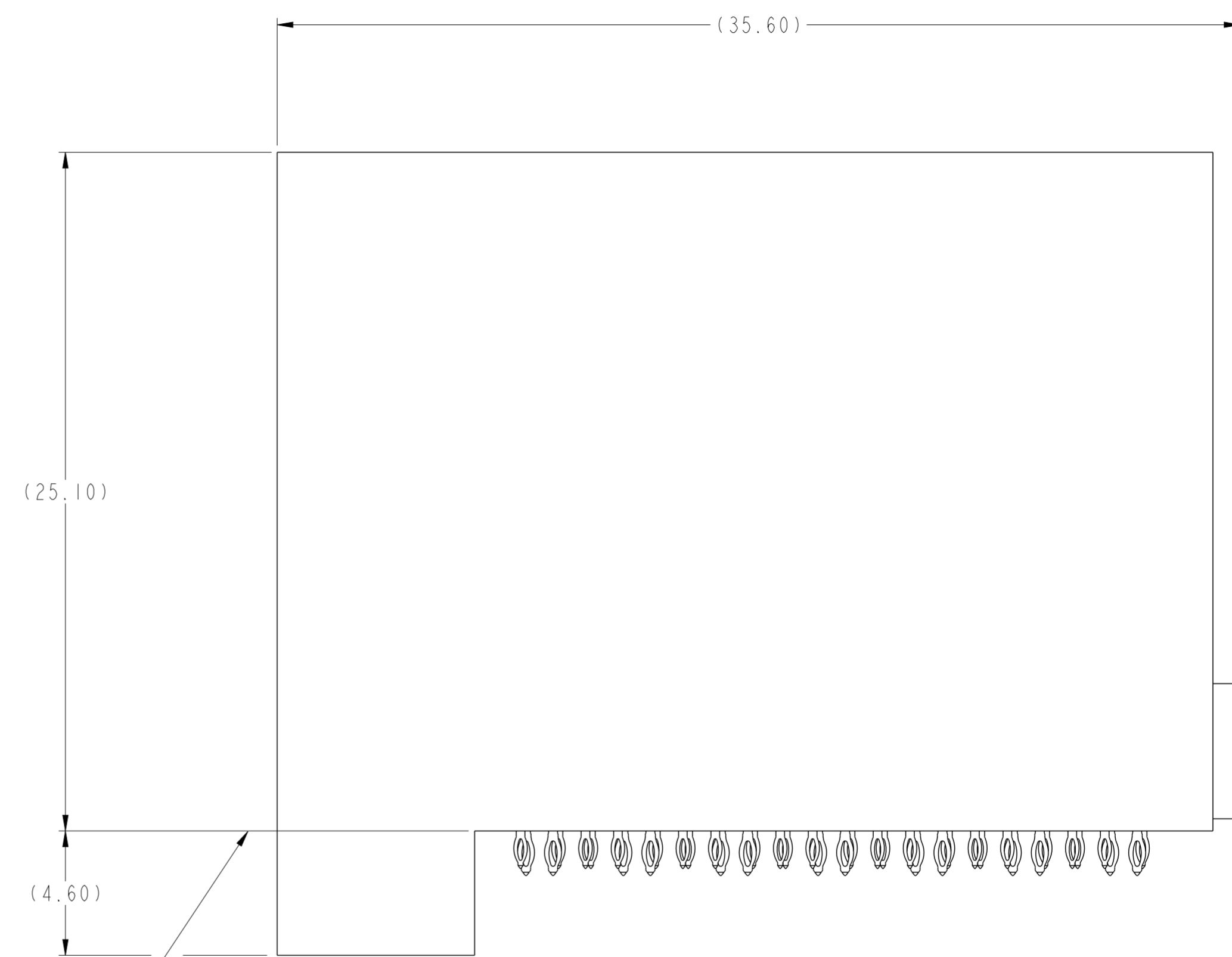
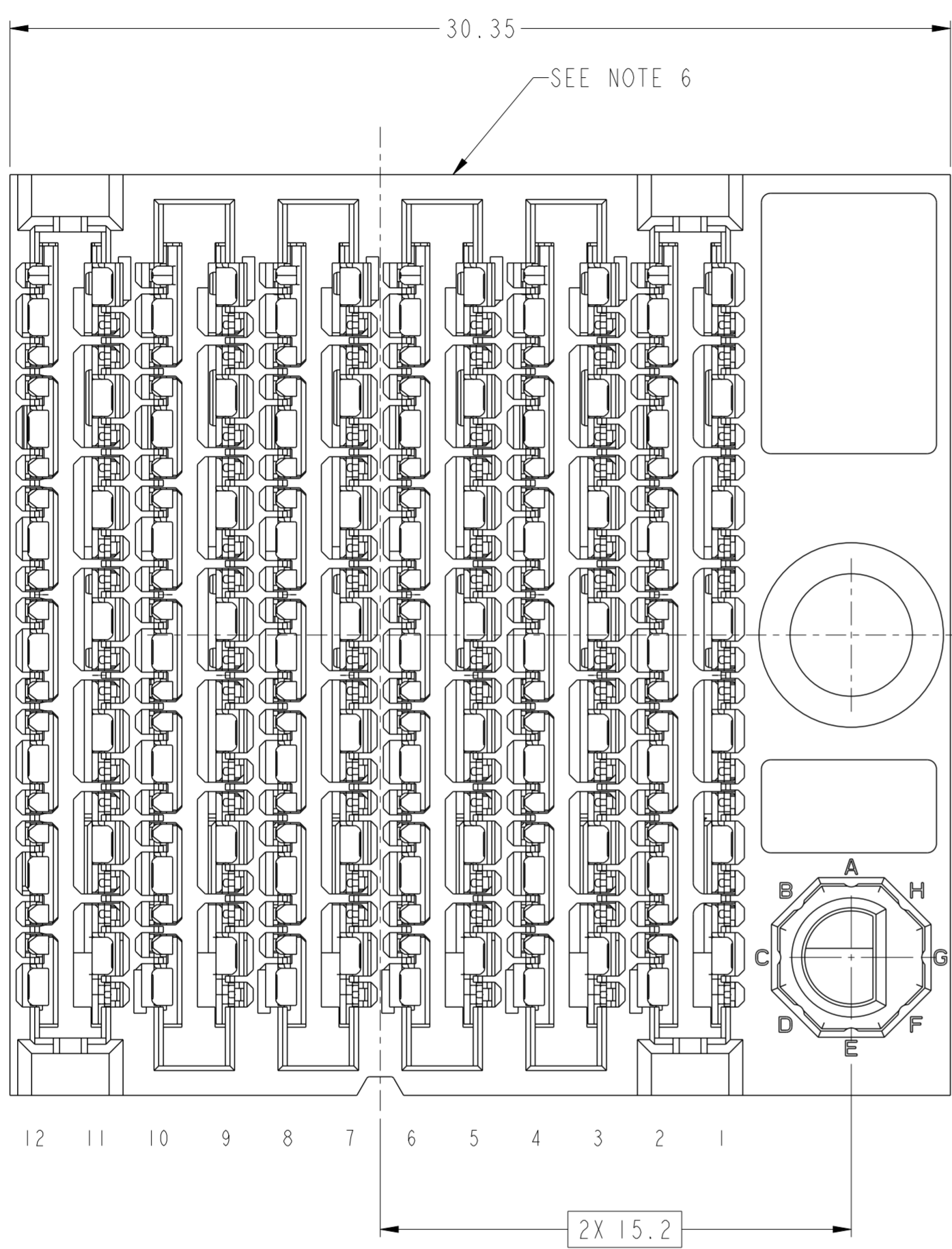
© 2016 AFci

spec ref	SEE NOTES	dr	Stu Stoner	2012/11/10	projection	MM	size	A2	scale	7:1												
tolerance std	TOLERANCES UNLESS OTHERWISE SPECIFIED	eng	Peng-Bing Fu	2020/04/20			ecn no	ELX-DG-35549-1														
ASME Y14.5M		chr	-	-			rel level	Released														
surface	<table border="1"> <tr> <td>linear</td> <td>0.X</td> <td>±.3</td> </tr> <tr> <td></td> <td>0.XX</td> <td>±.10</td> </tr> <tr> <td></td> <td>0.XXX</td> <td>±.050</td> </tr> <tr> <td>angular</td> <td>0°</td> <td>±°</td> </tr> </table>	linear	0.X	±.3		0.XX	±.10		0.XXX	±.050	angular	0°	±°	appr	Heaven Cen	2020/04/22	product family	ExaMAX		rel level	Released	
linear	0.X	±.3																				
	0.XX	±.10																				
	0.XXX	±.050																				
angular	0°	±°																				
				title	ExaMAX R.A. RECEPTACLE ASSY			dwg no	10123159													
				cat. no.	SEE TABLE	Product - Customer Drw	sheet 4 of 11	rev	C													



10123159-X01YLF
RECOMMENDED PCB LAYOUT
COMPONENT SIDE
NOTES 7, 8, 9, & 11
SCALE 8:1

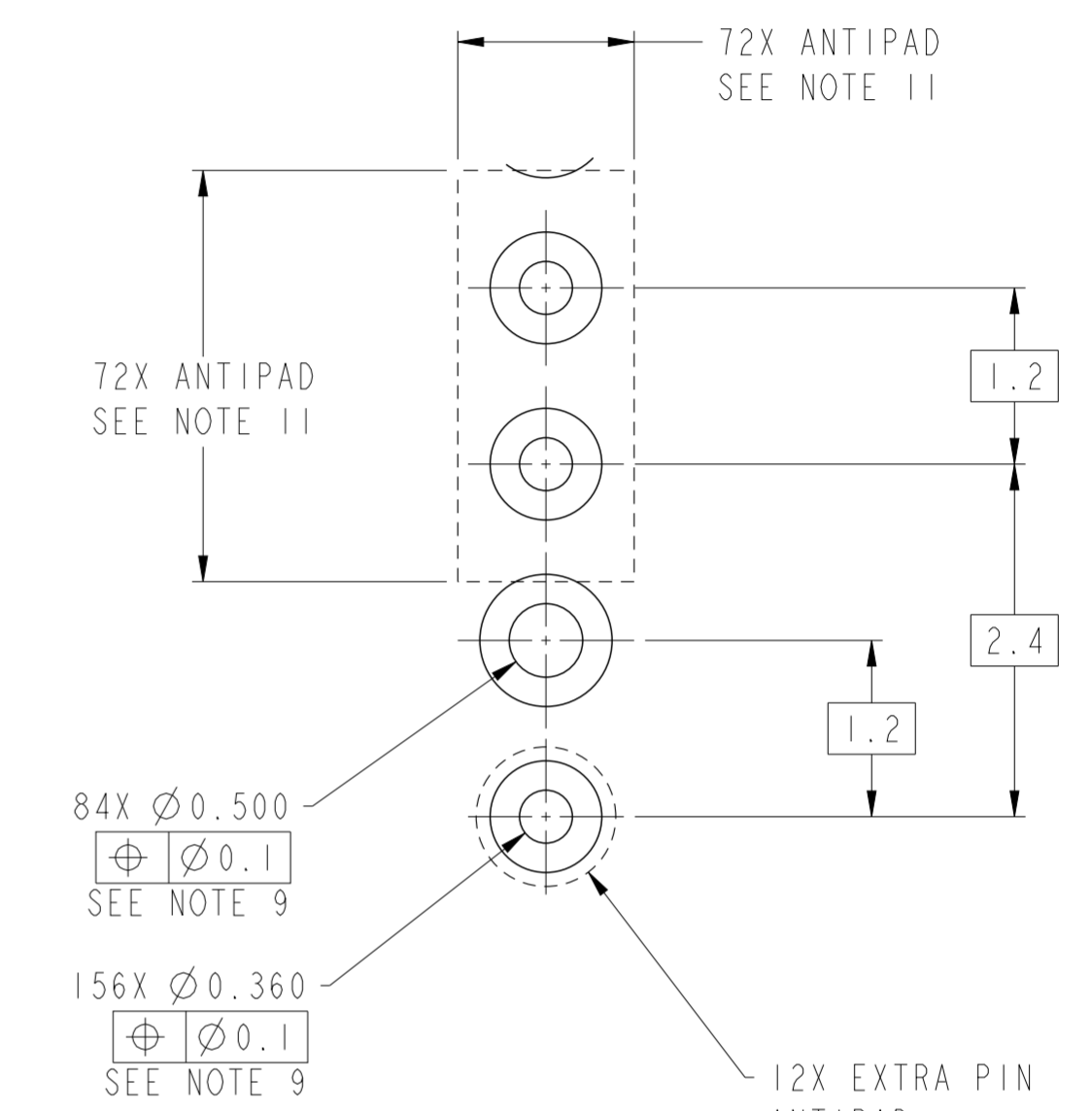
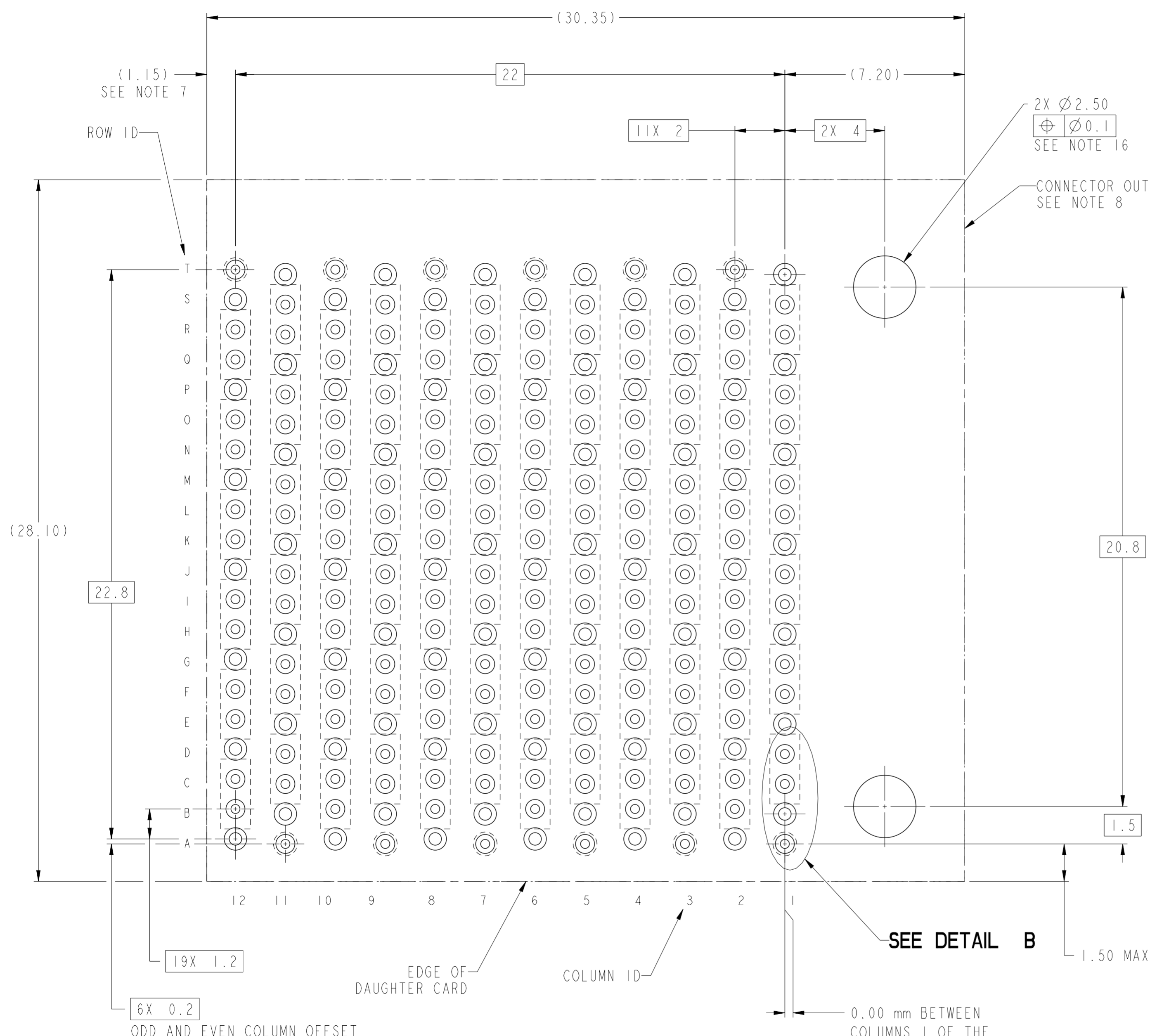
spec ref	SEE NOTES	dr	Siu Stoner	2012/11/10	projection	MM	size	A2	scale	8:1	
tolerance std	TOLERANCES UNLESS OTHERWISE SPECIFIED	eng	Peng-Bing Fu	2020/04/20			ecn no	ELX-DG-35549-1			
ASME Y14.5M		chr	-	appr			Heaven Cen	2020/04/22	rel level	Released	
surface	linear	0.X	±.3		product family		-	rel level	Released		
		0.XX	±.10		title		ExaMAX R.A. RECEPTACLE ASSY		dwg no	10123159	
		0.XXX	±.050		6 PR, 12 IMLA, 240 POS, 24mm		cat. no.	-	Product - Customer Drw	sheet 5 of 11	rev
	angular	0°	±°	PDS: Rev :C		STATUS:Released		Printed: Apr 22, 2020			



TOP SURFACE
OF DAUGHTER CARD

10123159-X1AYLF THRU 10123159-X1JYLF
RIGHT GUIDANCE (SEE NOTE 17)
FOR ALL OTHER DIMENSIONS SEE 10123159-101YLF ON SHEET 1
SCALE 6:1

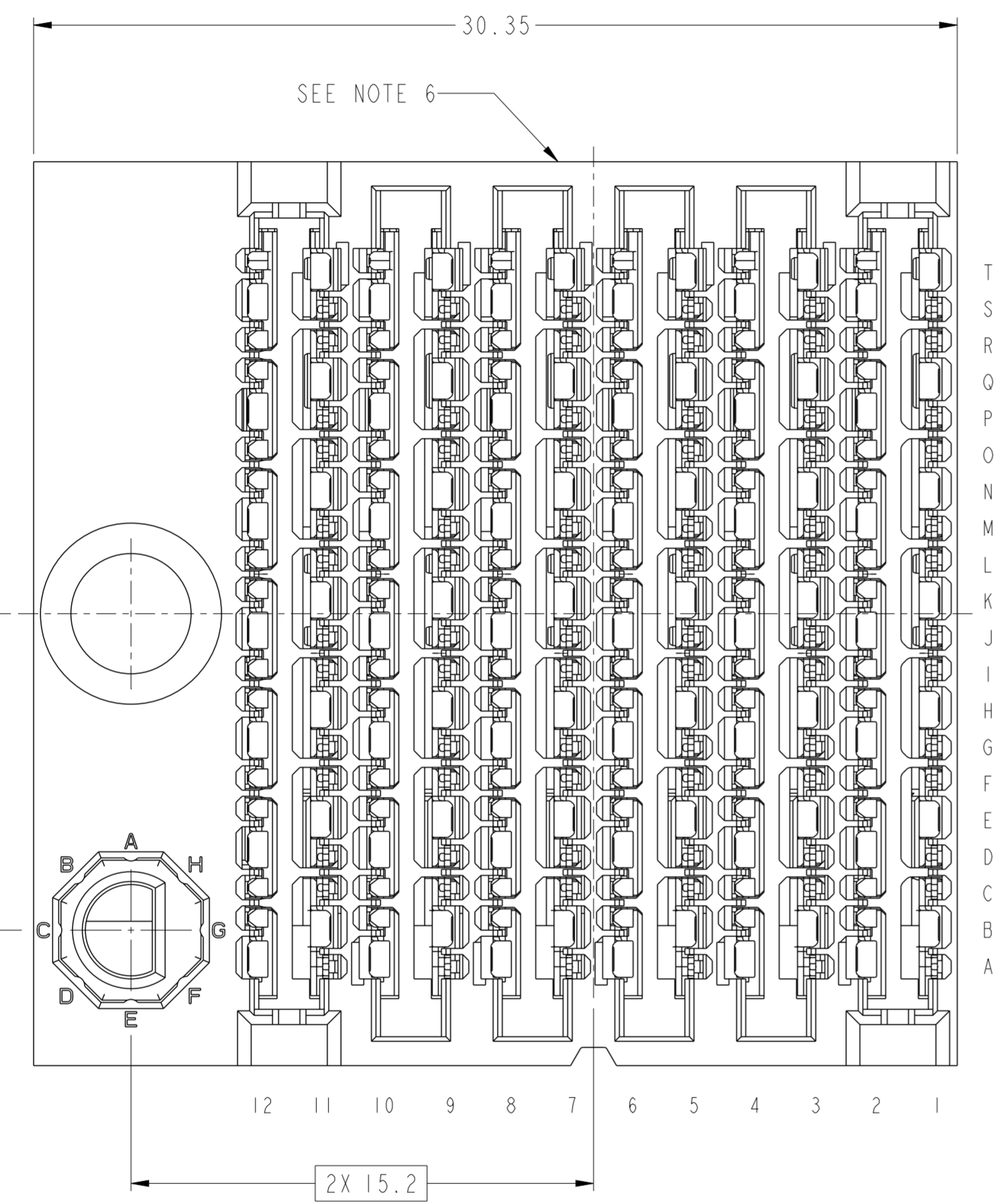
spec ref	SEE NOTES	dr	Stu Stoner	2012/11/10	projection	MM	size	A2	scale	6:1												
tolerance std	TOLERANCES UNLESS OTHERWISE SPECIFIED	eng	Peng-Bing Fu	2020/04/20			ecn no	ELX-DG-35549-1														
ASME Y14.5M		chr	-	-			rel level	Released														
surface	<table border="1"> <tr> <td>linear</td> <td>0.X</td> <td>±.3</td> </tr> <tr> <td></td> <td>0.XX</td> <td>±.10</td> </tr> <tr> <td></td> <td>0.XXX</td> <td>±.050</td> </tr> <tr> <td>angular</td> <td>0°</td> <td>±°</td> </tr> </table>	linear	0.X	±.3		0.XX	±.10		0.XXX	±.050	angular	0°	±°	appr	Heaven Cen	2020/04/22	product family	ExaMAX	rel level	Released		
linear	0.X	±.3																				
	0.XX	±.10																				
	0.XXX	±.050																				
angular	0°	±°																				
		Amphenol FCi	title			ExaMAX R.A. RECEPTACLE ASSY	dwg no	10123159	rev	C												
			cat. no.			SEE TABLE	Product - Customer	Drw	sheet 6 of 11													



**10123159-X1AYLF THRU -X1JYLF
RECOMMENDED PCB LAYOUT
COMPONENT SIDE
NOTES 7, 8, 9, 11 & 16
SCALE 8:1**

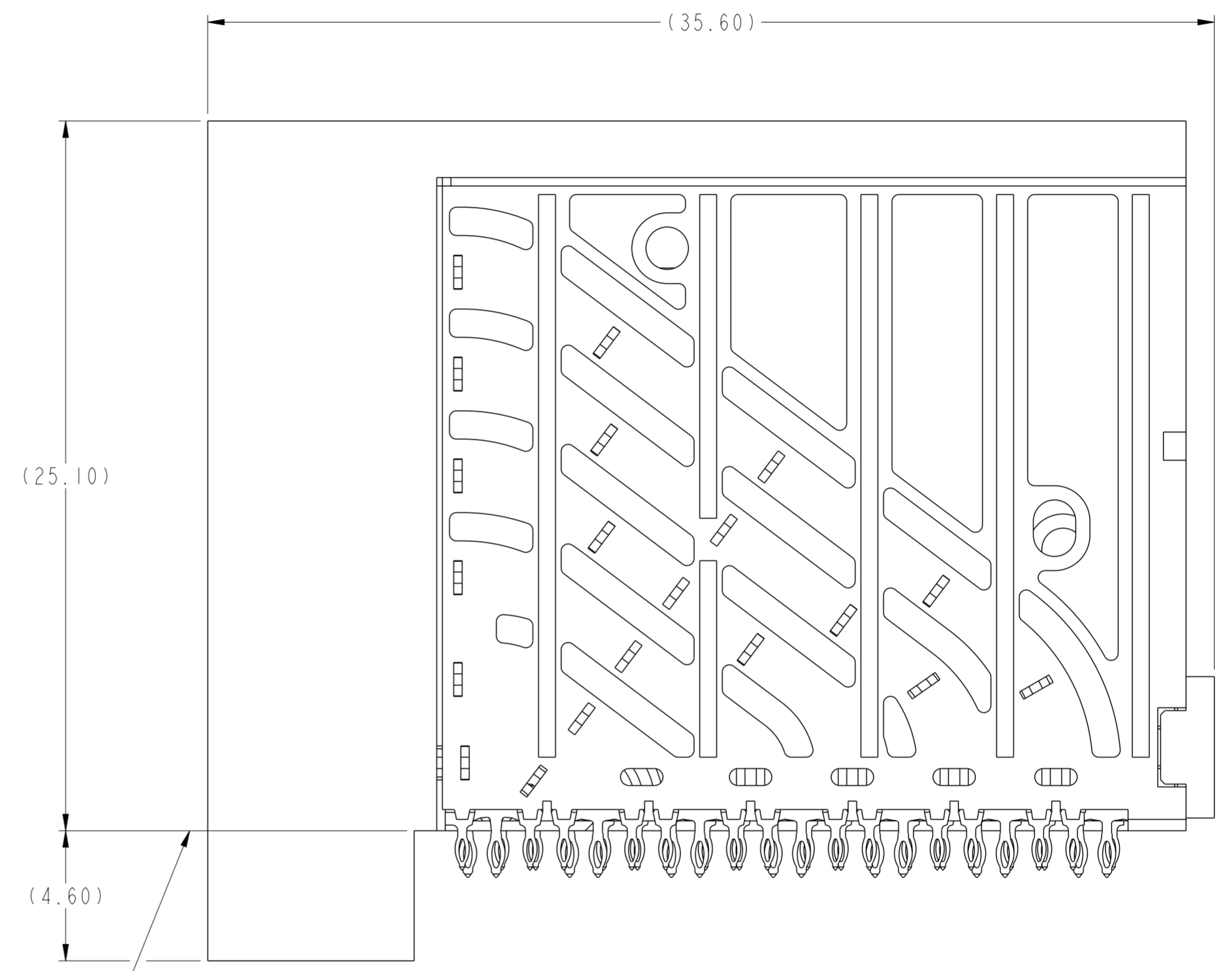
SEE DETAIL B

spec ref	SEE NOTES	dr	Stu Stoner	2012/11/10	projection	MM	size	A2	scale	1:1
tolerance std	TOLERANCES UNLESS OTHERWISE SPECIFIED	eng	Peng-Bing Fu	2020/04/20			ecn no	ELX-DG-35549-1	rel level	Released
ASME Y14.5M		chr	-	appr						
surface	linear	0.X	±.3	0.XX	±.10	0.XXX	±.050	angular	0°	±°
					title ExaMAX R.A. RECEPTACLE ASSY 6 PR, 12 IMLA, 240 POS, 24mm		dwg no 10123159		rev C	
		cat. no.			Product - Customer Drw		sheet 7 of 11			

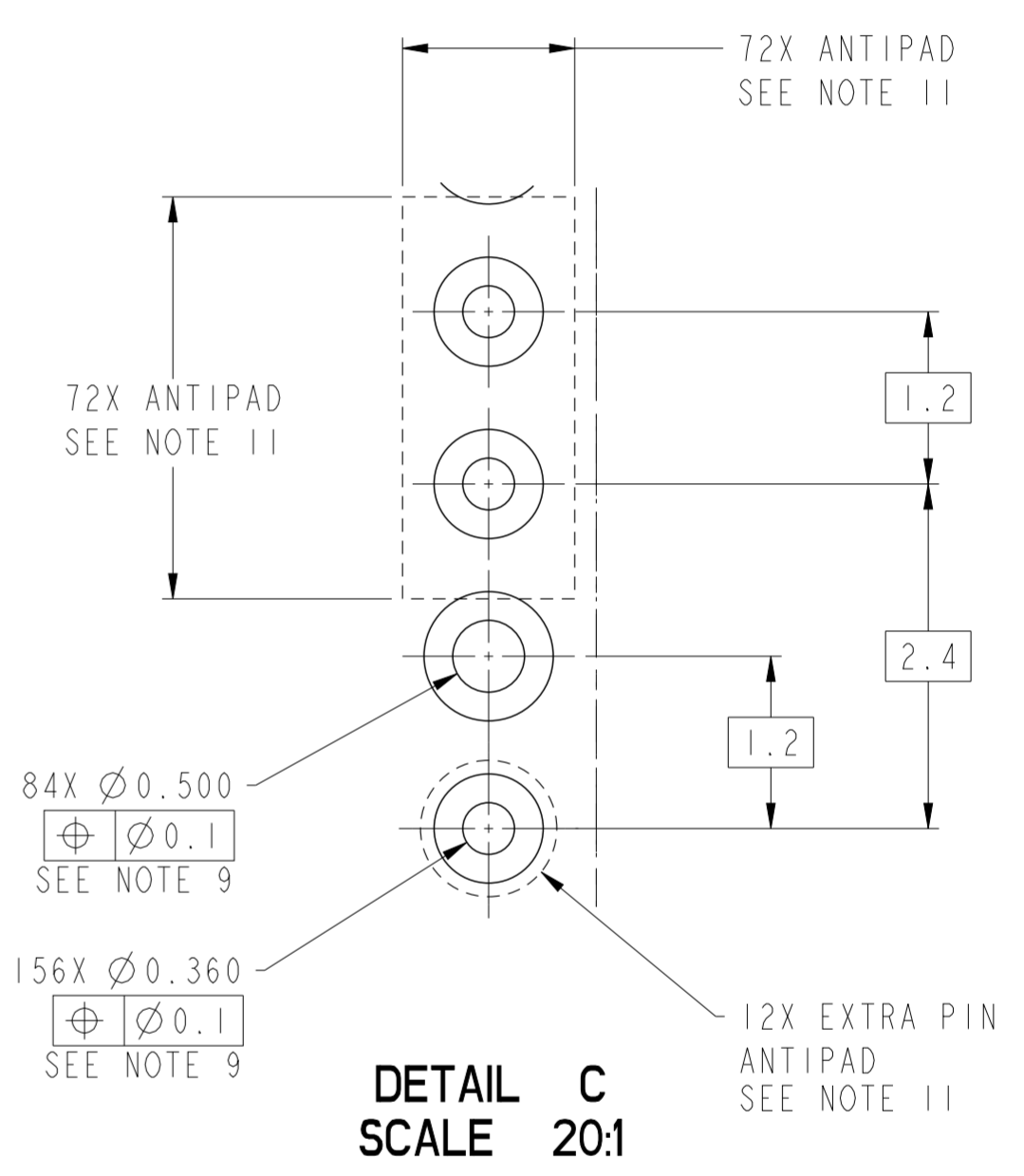
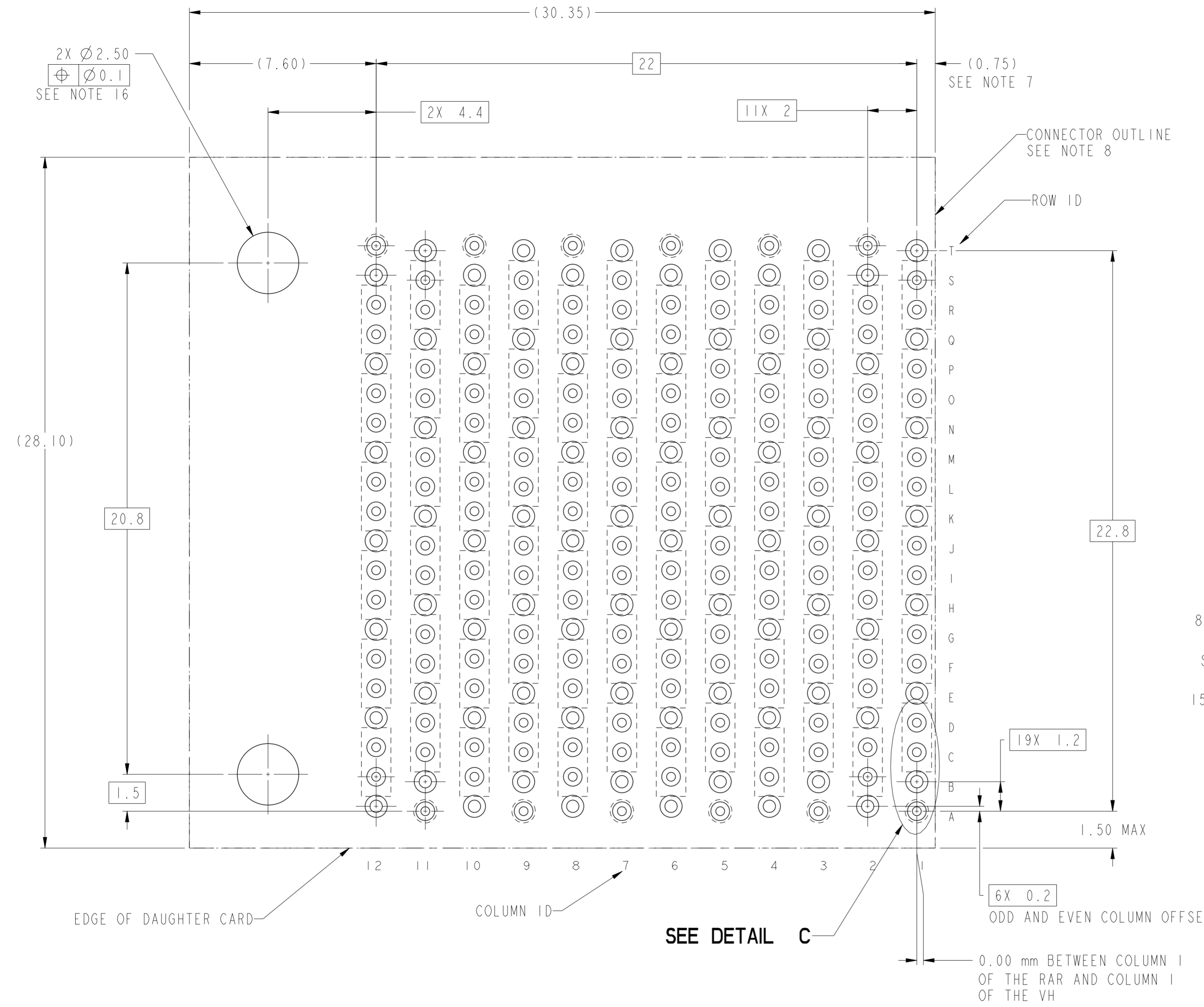


10123159-X2AYLF THRU 10123159-X2JYLF
LEFT GUIDANCE (SEE NOTE 17)
FOR ALL OTHER DIMENSIONS SEE 10123159-101YLF ON SHEET 1
SCALE 6:1

TOP SURFACE
OF DAUGHTER CARD



spec ref	SEE NOTES	dr	Stu Stoner	2012/11/10	projection	MM	size	A2	scale	6:1
tolerance std	TOLERANCES UNLESS OTHERWISE SPECIFIED	eng	Peng-Bing Fu	2020/04/20			ecn no	ELX-DG-35549-1	rel level	Released
ASME Y14.5M		chr	-	2020/04/22			product family	ExaMAX		
surface	linear	0.X	±.3		title		ExaMAX R.A. RECEPTACLE ASSY	dwg no 10123159	rev C	
		0.XX	±.10		6 PR, 12 IMLA, 240 POS, 24mm					
		0.XXX	±.050		cat. no. SEE TABLE					
	angular	0°	±°	Product - Customer Drw		sheet 8 of 11				



10123159-X2AYLF THRU -X2JYLF
RECOMMENDED PCB LAYOUT
COMPONENT SIDE
NOTES 7, 8, 9, 11 & 16
SCALE 8:1

spec ref	SEE NOTES	dr	Siu Stoner	2012/11/10	projection	MM	size	A2	scale	8:1
tolerance std	TOLERANCES UNLESS OTHERWISE SPECIFIED	eng	Peng-Bing Fu	2020/04/20			ecn no	ELX-DG-35549-1		
ASME Y14.5M		chr	-	rel level			Released			
		appr	Heaven Cen	2020/04/22						
surface	linear	0.X	±.3		product family		-	rel level	Released	
		0.XX	±.10		title		ExaMAX R.A. RECEPTACLE ASSY		cat. no.	-
		0.XXX	±.050		part no.		10123159		Product - Customer Drw	sheet 9 of 11
	angular	0°	±°	rev		C				

1 0 | 2 3 | 5 9 - Y Y Y Y L F

PLATING
SEE NOTE 2

ASSEMBLY PART NUMBER	DESCRIPTION
10123159-1YYYYLF	STANDARD MATE
10123159-2YYYYLF	ADVANCED MATE
10123159-3YYYYLF	SHORT DETECT
10123159-4YYYYLF	ADVANCED MATE & SHORT DETECT

MODULE DESCRIPTION	DESIGNATION REPRESENTED IN DASH NUMBER									BASE MODEL
	1A	1B	1C	1D	1E	1F	1G	1H	1J (NO KEY)	
WITHOUT END GUIDES MODULE (SEE SHEET 1)	01									
RIGHT GUIDANCE MODULE (SEE SHEET 6)										
LEFT GUIDANCE MODULE (SEE SHEET 8)										

Amphenol FCI

© 2016 APCI

spec ref	SEE NOTES	dr	Stu Stoner	2012/11/10	projection	MM	size	A2	scale	1:1
tolerance std	TOLERANCES UNLESS OTHERWISE SPECIFIED	eng	Peng-Bing Fu	2020/04/20		←→	ecn no	ELX-DG-35549-1	rel level	Released
ASME Y14.5M		chr	-	-						
surface		appr	Heaven Cen	2020/04/22						
	linear	0.X	±.3	Amphenol FCI	title	ExaMAX R.A. RECEPTACLE ASSY	dwg no	10123159	rev	C
		0.XX	±.10							
		0.XXX	±.050							
	angular	0°	±°	cat. no.	-	Product - Customer Drw	sheet 10 of 11			

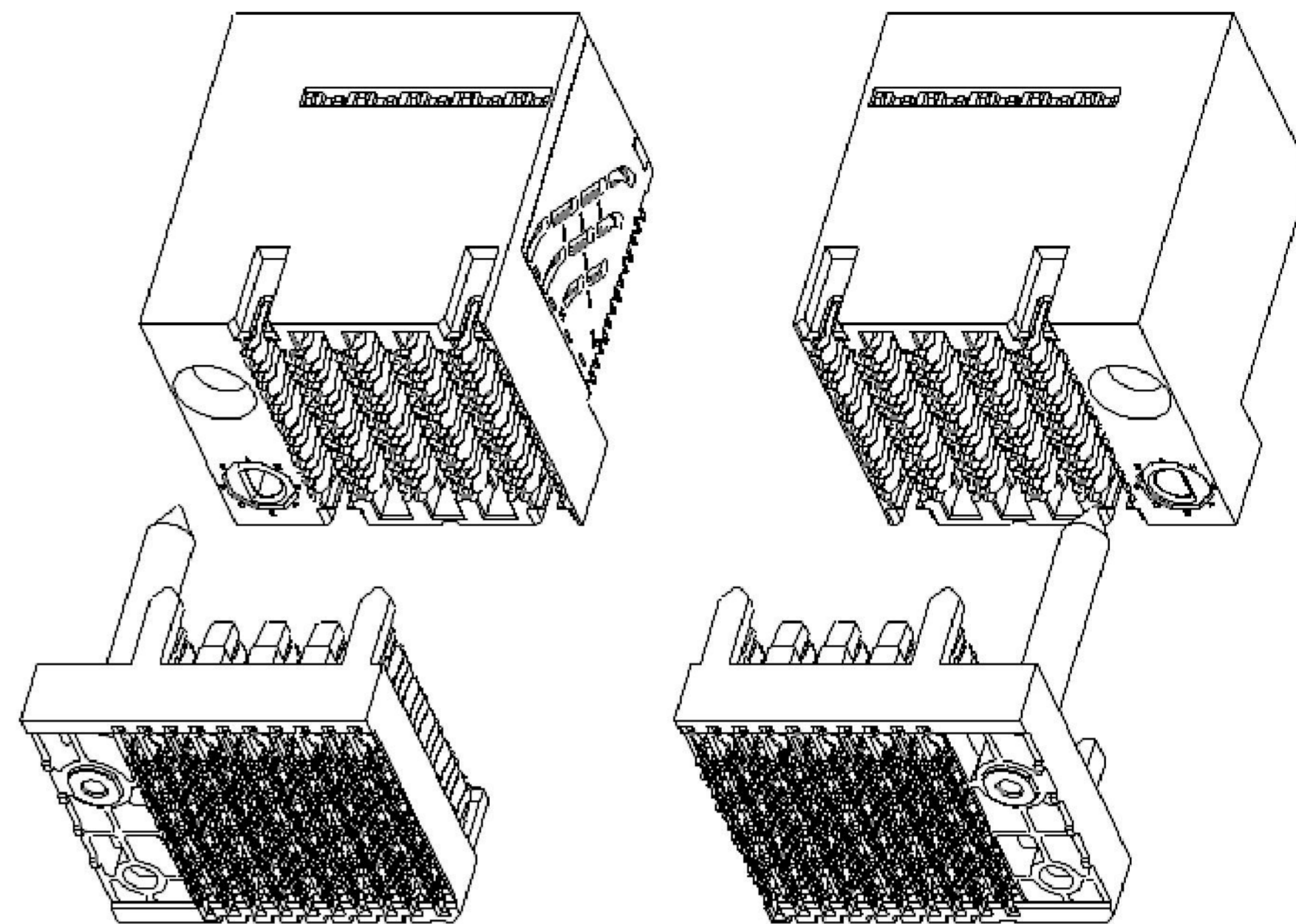
PDS: Rev :C

STATUS:Released

Printed: Apr 22, 2020

NOTES:

- ① - CONNECTOR MATERIALS:
HOUSING: HIGH TEMP THERMOPLASTIC, BLACK, UL94-V0
IMLA PLASTIC: HIGH TEMP THERMOPLASTIC, BLACK, UL94-V0
CONTACT: COPPER ALLOY
ORGANIZER: HIGH-TEMP THERMOPLASTIC, UL94-V0
- 2 - CONTACT PLATING:
SEPARABLE INTERFACE:
-YYYYLF: PERFORMANCE-BASED PLATING, QUALIFIED TO MEET THE REQUIREMENTS OF FCI PRODUCT SPECIFICATION GS-12-1096 INCLUDING TELCORDIA GR-1217-CORE (NOVEMBER 1995) CENTRAL OFFICE TEST SEQUENCE
-YYY2LF:GXT+ OVER NICKEL
-YYY9LF:GXT OVER NICKEL
PRESS-FIT TAILS: TIN OVER NICKEL (LEAD FREE)
- 3 - PRODUCT SPECIFICATION: GS-12-1096
- 4 - APPLICATION SPECIFICATION GS-20-0361.
- 5 - PACKAGING MEETS GS-14-920 LEAD FREE LABELING SPECIFICATION.
- ⑥ - PRODUCT MARKING, (PART NUMBER & LOT CODE), ON THIS SURFACE.
- ⑦ - THE MINIMUM VIA SPACING BETWEEN STACKED CONNECTORS IS 2.0 mm FOR THIS RAR AND THE MATING HEADER. REFER TO THE APPLICATION SPECIFICATION FOR DETAILS.
- ⑧ - CONNECTOR OUTLINE MAY BE SCREEN PRINTED ONTO CUSTOMER PCB TO BE USED AS A GUIDE FOR MANUAL CONNECTOR PLACEMENT.
- ⑨ - REFER TO CUSTOMER DRAWING 10119933 FOR INFORMATION ON PCB HOLE DIAMETERS AND PLATING OPTIONS
- 10 - THIS PRODUCT MEETS THE EUROPEAN UNION DIRECTIVES & OTHER COUNTRY REGULATIONS AS DESCRIBED IN GS-47-0004.
- ⑪ - REFER TO ROUTING GUIDE GS-20-0511 FOR RECOMMENDATIONS ON OPTIMIZATION OF FOOTPRINT AND TRACE ROUTING LAYOUT.
- 12 - THE HOUSING WILL WITHSTAND EXPOSURE TO 260° C PEAK TEMPERATURE FOR 10-30 SECONDS IN A CONVECTION, INFRA-RED OR VAPOR PHASE REFLOW OVEN.
- ⑬ - THE ADVANCED MATE RECEPTACLE, 10123159-2YYYYLF, WHEN MATED WITH AN ADVANCED MATE VERTICAL HEADER OR AN ADVANCED MATE RIGHT-ANGLE HEADER WILL PROVIDE 2 PAIRS OF MATING CONTACTS THAT MATE 0.75mm BEFORE THE REMAINDER OF THE SIGNAL AND GROUND CONTACTS.
- ⑭ - THE SHORT DETECT RECEPTACLE, 10123159-3YYYYLF, WHEN MATED WITH A STANDARD MATE VERTICAL HEADER OR A STANDARD MATE RIGHT-ANGLE HEADER WILL PROVIDE 1 PAIR OF MATING CONTACTS THAT MATE 1.00mm AFTER THE REMAINDER OF THE SIGNAL AND GROUND CONTACTS.
- ⑮ - THE ADVANCE MATE/SHORT DETECT RECEPTACLE, 10123159-4YYYYLF, WHEN MATED WITH AN ADVANCED MATE VERTICAL HEADER OR AN ADVANCED MATE RIGHT-ANGLE HEADER WILL PROVIDE 2 PAIRS OF MATING CONTACTS THAT MATE 0.75 mm BEFORE THE REMAINDER OF THE SIGNAL AND GROUND CONTACTS AND 1 PAIR OF MATING CONTACTS THAT MATE 1.00mm AFTER THE REMAINDER OF THE SIGNAL AND GROUND CONTACTS.
- ⑯ - FOR CONNECTORS WITH EITHER A RIGHT OR LEFT GUIDE MODULE, TWO PHILLIPS PAN HEAD M2 HOLD DOWN SCREWS MUST BE USED TO SECURE THE CONNECTOR TO THE PCB. THE SCREW LENGTH SHALL BE 2.0-6.0mm PLUS THE THICKNESS OF THE BOARD. SCREWS ARE NOT PROVIDED WITH CONNECTOR.
- ⑰ - LEFT / RIGHT INTEGRATED GUIDE ORIENTATION IS DETERMINED BY THE LOCATION OF THE GUIDE FEATURES WHEN LOOKING AT THE MATING FACE OF THE RIGHT ANGLE RECEPTACLE. THE LEFT / RIGHT DESIGNATION OF THE MATING HEADER IS DEFINED BY THE RIGHT ANGLE RECEPTACLE THAT IT MATES WITH (i.e. A RIGHT GUIDE VERTICAL HEADER MATES WITH A RIGHT GUIDE RIGHT ANGLE RECEPTACLE.)
- ⑱ - ALL GROUND CONTACTS WITHIN A COLUMN ARE COMMONED.



LEFT GUIDE

RIGHT GUIDE

**ExaMAX INTEGRATED GUIDE ORIENTATION
4 PAIR 10 IMLA CONNECTORS SHOWN FOR REFERENCE ONLY
SEE NOTE 17**

spec ref	SEE NOTES	dr	Stu Stoner	2012/11/10	projection	MM	size	A2	scale	6:1										
tolerance std	TOLERANCES UNLESS OTHERWISE SPECIFIED	eng	Peng-Bing Fu	2020/04/20		MM	ecn no	ELX-DG-35549-1	rel level	Released										
ASME Y14.5M		chr	-	appr							Heaven Cen	2020/04/22	product family	ExaMAX						
surface	<table border="1"> <tr> <td>linear</td> <td>0.X</td> <td>±.3</td> </tr> <tr> <td></td> <td>0.XX</td> <td>±.10</td> </tr> <tr> <td></td> <td>0.XXX</td> <td>±.050</td> </tr> <tr> <td>angular</td> <td>0°</td> <td>±°</td> </tr> </table>	linear	0.X	±.3		0.XX	±.10		0.XXX	±.050	angular	0°	±°			title ExaMAX R.A. RECEPTACLE ASSY 6 PR, 12 IMLA, 240 POS, 24mm		cat. no. SEE TABLE	Product - Customer Drw	sheet 11 of 11
linear	0.X	±.3																		
	0.XX	±.10																		
	0.XXX	±.050																		
angular	0°	±°																		