

Type 2 surge arrester - VAL-CP-RCD-3S/40/0.03 - 2882802

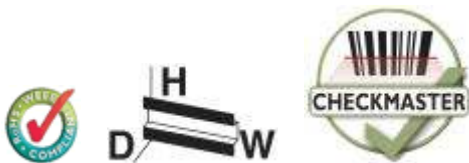
Please be informed that the data shown in this PDF Document is generated from our Online Catalog. Please find the complete data in the user's documentation. Our General Terms of Use for Downloads are valid (<http://phoenixcontact.com/download>)



Combination of pluggable type 2 arrester and residual current circuit breaker (RCD switch) for 3-phase power supply networks (5-conductor system: L1, L2, L3,N, PE).

Product Features

- ✓ Combination of type 2 surge arrester and RCD residual current device
- ✓ Personal protection and device protection in a single device
- ✓ Residual current device is not triggered by magnetic influences caused by discharge currents in the type 2 arrester
- ✓ Optical, mechanical status indication for all protective plugs
- ✓ Disconnect device on each individual plug
- ✓ For 5-conductor systems; L1, L2, L3, N, PE
- ✓ Type 2 consistent plug-in surge arresters



Key commercial data

Packing unit	1 pc
Weight per Piece (excluding packing)	840.0 GRM
Custom tariff number	85363010
Country of origin	Germany

Technical data

Dimensions

Height	90 mm
Width	121 mm
Depth	76 mm

Ambient conditions

Degree of protection	IP20
----------------------	------

Type 2 surge arrester - VAL-CP-RCD-3S/40/0.03 - 2882802

Technical data

Ambient conditions

Ambient temperature (operation)	-25 °C ... 40 °C
Ambient temperature (storage/transport)	-40 °C ... 60 °C

General

IEC power supply system	TT
	TN-S
Housing material	PBT / PA
Inflammability class according to UL 94	V0
Color	light gray
Standards for air and creepage distances	IEC 61643-1
	IEC 60664-1
Mounting type	DIN rail: 35 mm
Type	DIN rail module, two-section, divisible
Number of positions	4
Surge protection fault message	Optical
Direction of action	3L-N & N-PE

Protective circuit

IEC test classification	II
	T2
EN type	T2
Nominal voltage U_N	240 V AC (230/400 V AC ... 240/415 V AC)
	415 V AC (L-L)
Maximum continuous operating voltage U_C (L-N)	350 V AC
Maximum continuous operating voltage U_C (N-PE)	264 V AC
U_T (TOV-proof)	415 V AC (5 s)
	1200 V AC (200 ms / N-PE)
Nominal frequency f_N	50 Hz
	60 Hz
Rated load current I_L	40 A
Residual current I_{PE}	$\leq 1 \mu A$
Standby power consumption P_C	$\leq 90 \text{ mVA}$
Max. discharge current I_{max} (8/20) μs maximum (L-N)	90 kA (all channels)
	30 kA
Max. discharge current I_{max} (8/20) μs maximum (N-PE)	30 kA
Nominal discharge current I_n (8/20) μs (L-N)	60 kA (all channels)
	20 kA
Nominal discharge current I_n (8/20) μs (N-PE)	20 kA

Type 2 surge arrester - VAL-CP-RCD-3S/40/0.03 - 2882802

Technical data

Protective circuit

Front of wave sparkover voltage at 6 kV (1.2/50) μ s (N-PE)	≤ 1.7 kV
Voltage protection level U_p (L-N)	≤ 2 kV
Voltage protection level U_p (N-PE)	≤ 2 kV
Residual voltage (L-N)	≤ 1.8 kV (at I_n)
	≤ 1.5 kV (at 10 kA)
	≤ 1.2 kV (at 5 kA)
	≤ 1 kV (at 3 kA)
Residual voltage (L-PE)	≤ 2.5 kV (at I_n)
	≤ 2 kV (at 10 kA)
	≤ 1.4 kV (at 5 kA)
	≤ 1.1 kV (at 3 kA)
Residual voltage (N-PE)	≤ 0.7 kV (at I_n)
	≤ 0.4 kV (at 10 kA)
	≤ 0.3 kV (at 5 kA)
	≤ 0.2 kV (at 3 kA)
Response time (L-N)	≤ 25 ns
Response time (L-PE)	≤ 100 ns
Response time (N-PE)	≤ 100 ns

Connection, protective circuit

Connection name	Protective ground connection
Connection method	Screw connection
Connection type IN	Biconnect screw terminal block
Connection type OUT	Biconnect screw terminal block
Connection method	Biconnect terminal block
Screw thread	M5
Tightening torque	4.5 Nm
Stripping length	16 mm
Conductor cross section stranded min.	4 mm ²
Conductor cross section stranded max.	16 mm ²
Conductor cross section solid min.	4 mm ²
Conductor cross section solid max.	16 mm ²
Conductor cross section AWG/kcmil min.	12
Conductor cross section AWG/kcmil max	4
Connection name	Connection protective circuit
Connection method	Screw connection
Connection type IN	Biconnect screw terminal block

Type 2 surge arrester - VAL-CP-RCD-3S/40/0.03 - 2882802

Technical data

Connection, protective circuit

Connection type OUT	Biconnect screw terminal block
Connection method	Biconnect terminal block
Screw thread	M5
Tightening torque	4.5 Nm
Stripping length	16 mm
Conductor cross section stranded min.	4 mm ²
Conductor cross section stranded max.	25 mm ²
Conductor cross section solid min.	4 mm ²
Conductor cross section solid max.	25 mm ²
Conductor cross section AWG/kcmil min.	12
Conductor cross section AWG/kcmil max	2

Standards and Regulations

Standards/regulations	IEC 61643-1 2005
	EN 61643-11 2002
	IEC 61008-1 2004
	IEC 61008-1/A11 2007
	IEC 61008-2-1 2000
	IEC 60947-3 2005

RCD switch

Dimensioning error current	30 mA
Rated making and breaking capacity I_m	1.5 kA
Rated residual making and breaking capacity $I_{\Delta m}$	2.5 kA
Surge withstand capability	6 kV (1.2/50 μ s)
Immunity to short-circuiting I_{nc}	10 kA (Back-up fuse: 63 A)
Tripping time for $I_{\Delta n}$	≤ 300 ms
Tripping time for $5xI_{\Delta n}$	≤ 40 ms
Cycles, max.	20000
Utilization category	AC 23 A
Class	A
Insulation voltage U_i	440 V

Classifications

eCl@ss

eCl@ss 4.0	27140201
eCl@ss 4.1	27130801

Type 2 surge arrester - VAL-CP-RCD-3S/40/0.03 - 2882802

Classifications

eCl@ss

eCl@ss 5.0	27130801
eCl@ss 5.1	27130801
eCl@ss 6.0	27130805
eCl@ss 7.0	27130805
eCl@ss 8.0	27130805

ETIM

ETIM 2.0	EC000941
ETIM 3.0	EC000941
ETIM 4.0	EC000941
ETIM 5.0	EC000941

UNSPSC

UNSPSC 6.01	30212010
UNSPSC 7.0901	39121610
UNSPSC 11	39121610
UNSPSC 12.01	39121610
UNSPSC 13.2	39121620

Approvals

Approvals


Approvals

KEMA-KEUR / VDE Zeichengenehmigung / ÖVE / GOST / CCA / IECCEB Scheme

Ex Approvals



Approvals submitted

Approval details

KEMA-KEUR 

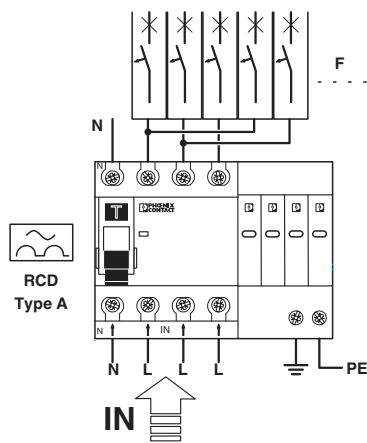
Type 2 surge arrester - VAL-CP-RCD-3S/40/0.03 - 2882802

Approvals

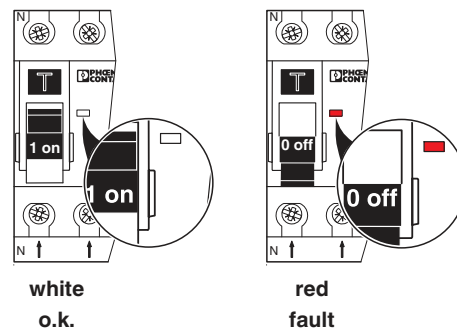


Drawings

Connection diagram

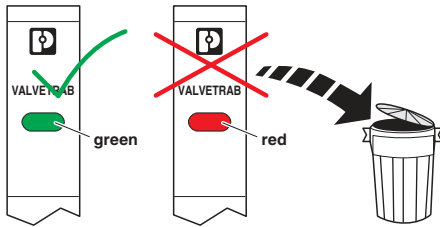


Functional drawing

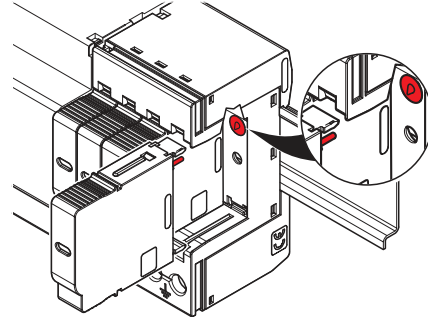


Type 2 surge arrester - VAL-CP-RCD-3S/40/0.03 - 2882802

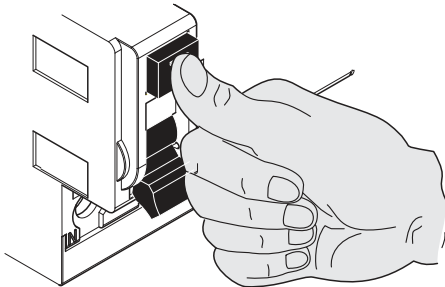
Functional drawing



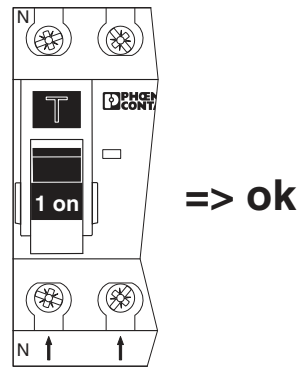
Functional drawing



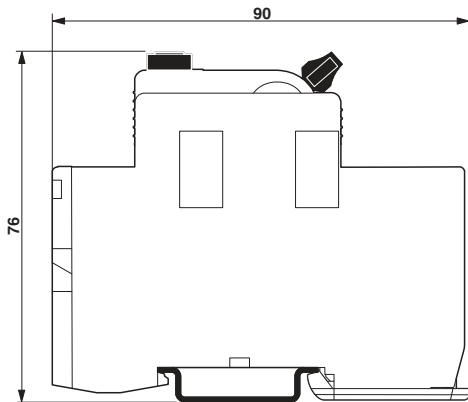
Functional drawing



Functional drawing



Dimensioned drawing



Circuit diagram

