

### Features

- High resistance to heat and humidity
- Resistance to mechanical shock and pressure
- Accurate dimensions for automatic surface mounting
- Wide impedance range

### Applications

- Power supply lines
- IC power lines
- Signal lines

## MG, MU, MZ Series High Impedance Chip Ferrite Beads

### Electrical Specifications

Model Number	Impedance ( $\Omega$ ) at 100MHz	RDC ( $\Omega$ ) Max.	IDC (mA) Max.
MG3261-151Y	150 $\pm$ 25%	0.30	300
MG3261-301Y	300 $\pm$ 25%	0.30	300
MU3261-301Y	300 $\pm$ 25%	0.30	300
MU3261-601Y	600 $\pm$ 25%	0.30	200
MZ3261-601Y	600 $\pm$ 25%	0.30	200
MZ3261-122Y	1200 $\pm$ 25% (at 50 MHz)	0.50	100
MU3261-122Y	1200 $\pm$ 25% (at 50 MHz)	0.50	100
MZ3261-202Y	2000 $\pm$ 25% (at 30 MHz)	0.60	100
MU3261-202Y	2000 $\pm$ 25% (at 30 MHz)	0.60	100
MG2029-400Y	40 $\pm$ 25%	0.20	300
MG2029-800Y	80 $\pm$ 25%	0.20	300
MG2029-121Y	120 $\pm$ 25%	0.25	300
MU2029-221Y	220 $\pm$ 25%	0.30	200
MU2029-301Y	300 $\pm$ 25%	0.30	200
MZ2029-601Y	600 $\pm$ 25%	0.40	100
MZ2029-102Y	1000 $\pm$ 25%	0.45	100
MG2029-152Y	1500 $\pm$ 25%	0.55	100
MG2029-202Y	2000 $\pm$ 25%	0.60	50
MG1608-400Y	40 $\pm$ 25%	0.30	300
MG1608-800Y	80 $\pm$ 25%	0.30	300
MG1608-121Y	120 $\pm$ 25%	0.30	200
MU1608-221Y	220 $\pm$ 25%	0.30	200
MU1608-301Y	300 $\pm$ 25%	0.35	150
MZ1608-601Y	600 $\pm$ 25%	0.45	100
MZ1608-102Y	1000 $\pm$ 25%	0.60	100
MG1608-152Y	1500 $\pm$ 25%	0.70	50
MG1608-202Y	2000 $\pm$ 25%	0.80	50

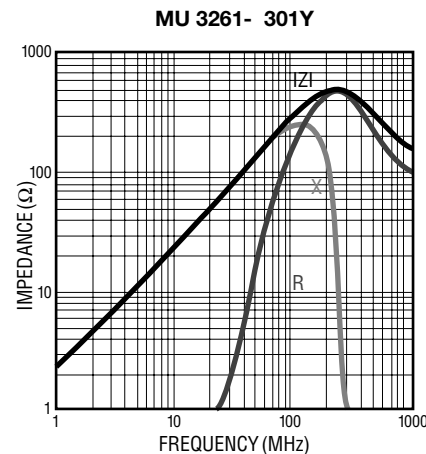
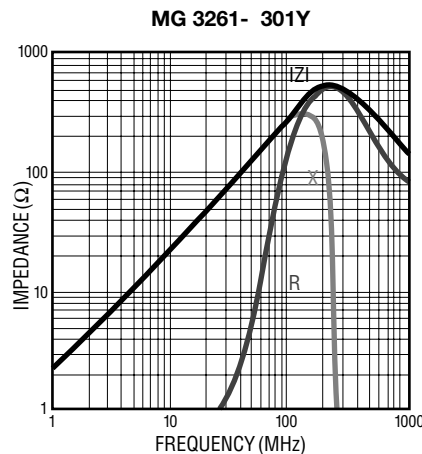
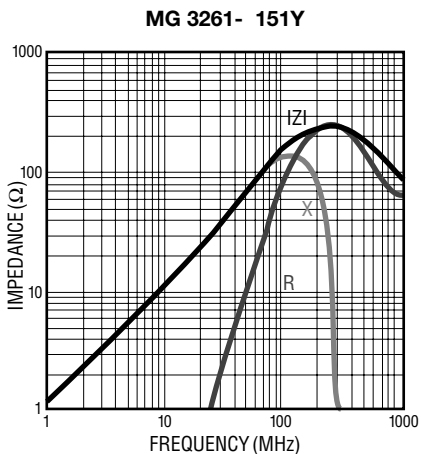
### General Specifications

Operating Temperature ...-55°C to +125°C  
 Storage Temperature.....-55°C to +125°C  
 Storage Condition  
 .....+40°C max. at 70% RH  
 Reflow Soldering  
 .....230°C, 10 seconds max.  
 Resistance to Soldering Heat  
 .....260°C, 5 seconds  
 Rated Current .....Based on max. temperature rise of +40°C  
 Terminal Strength  
 (Force "F" applied for 30 seconds)  
 3261 Series .....1.0 F (Kg)  
 2029 Series .....0.6 F (Kg)  
 1608 Series .....0.5 F (Kg)

### Materials

Core Material .....Ferrite  
 Internal Conductor .....Ag or Ag/Pd  
 Terminal Electrode .....Ag, Cu/Ni, Sn/Pb

### Electrical Specifications (continued)



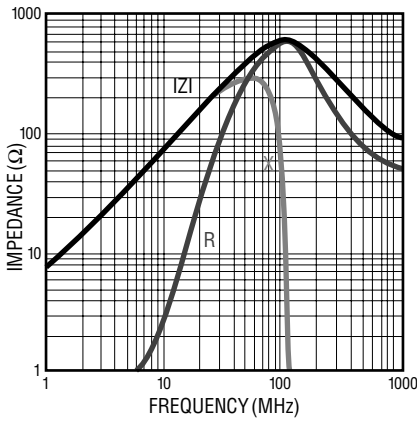
Specifications are subject to change without notice.

# MG, MU, MZ Series High Impedance Chip Ferrite Beads

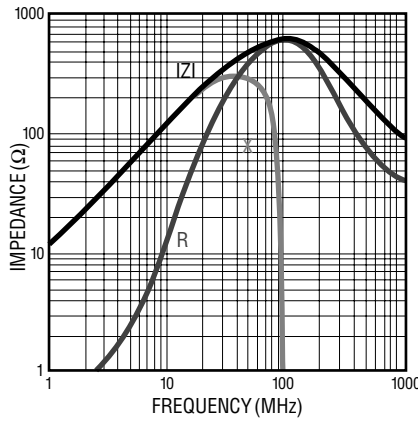
**BOURNS®**

## Electrical Specifications (continued)

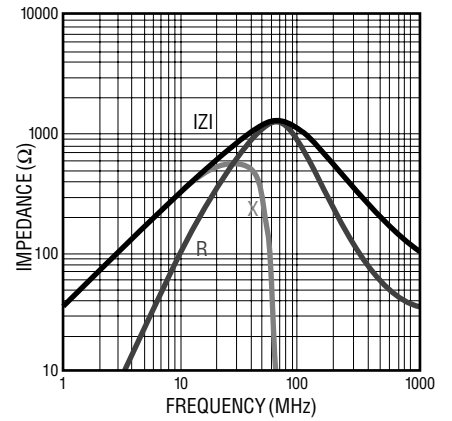
**MU 3261- 601Y**



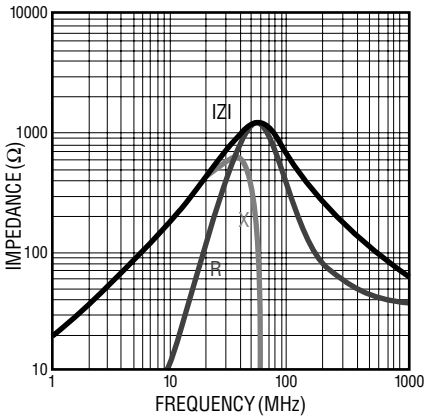
**MZ 3261- 601Y**



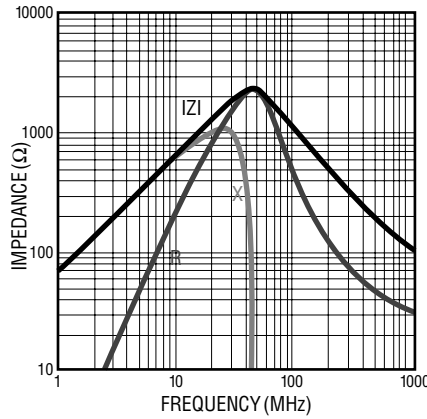
**MZ 3261- 122Y**



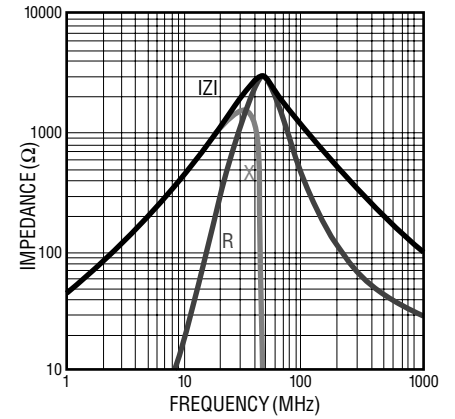
**MU 3261- 122Y**



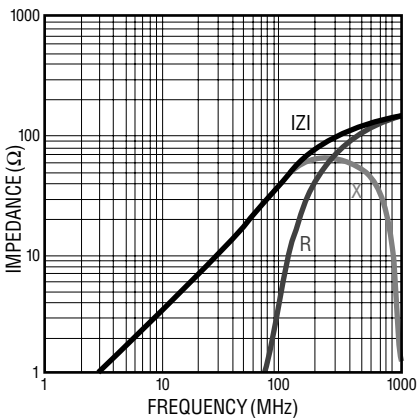
**MZ 3261- 202Y**



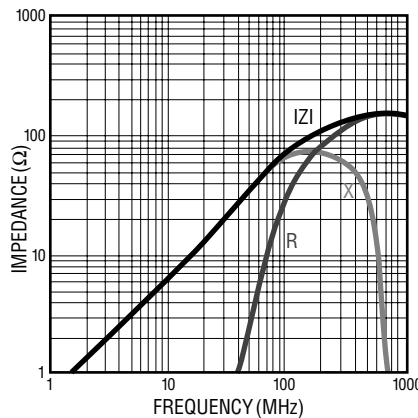
**MU 3261- 202Y**



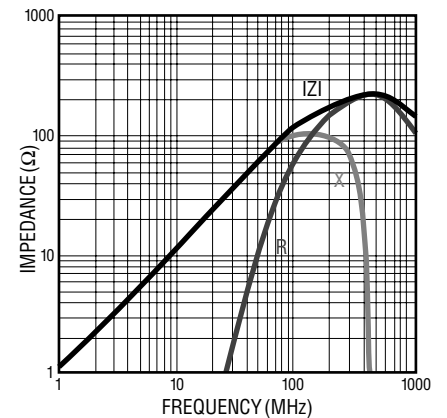
**MG 2029- 400Y**



**MG 2029- 800Y**



**MG 2029- 121Y**



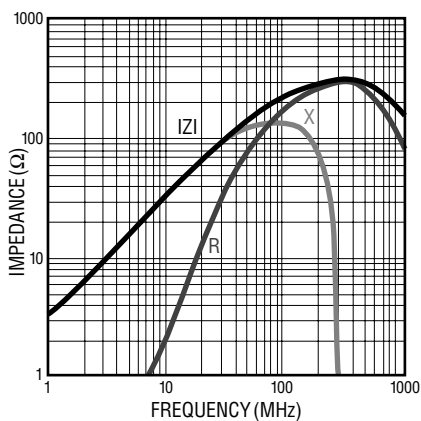
Specifications are subject to change without notice.

# MG, MU, MZ Series High Impedance Chip Ferrite Beads

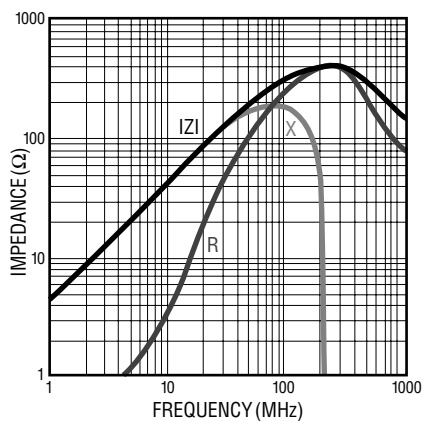


## Electrical Specifications (continued)

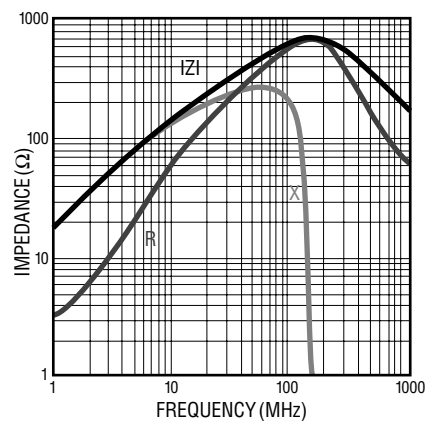
**MU 2029- 221Y**



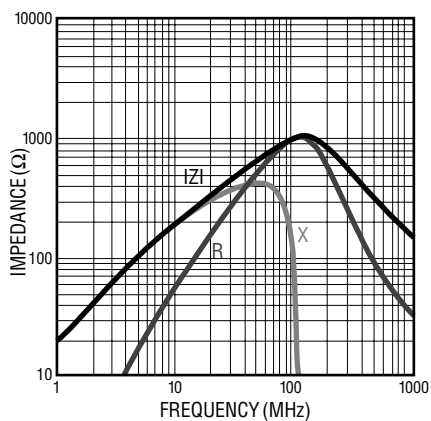
**MU 2029- 301Y**



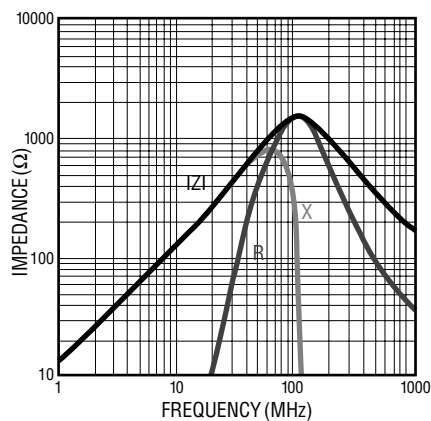
**MZ 2029- 601Y**



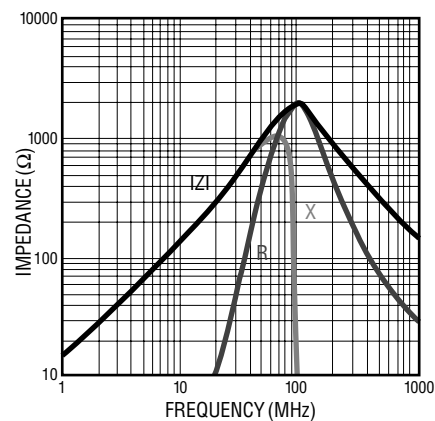
**MZ 2029- 102Y**



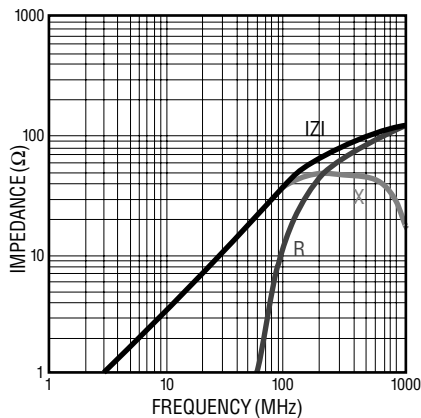
**MG 2029- 152Y**



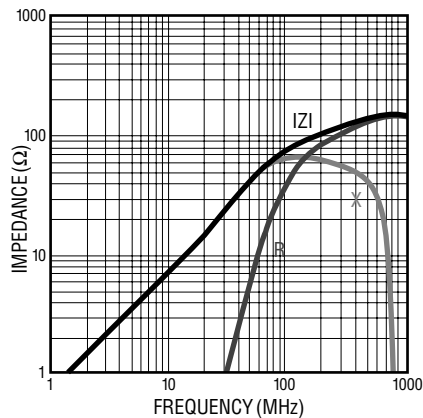
**MG 2029- 202Y**



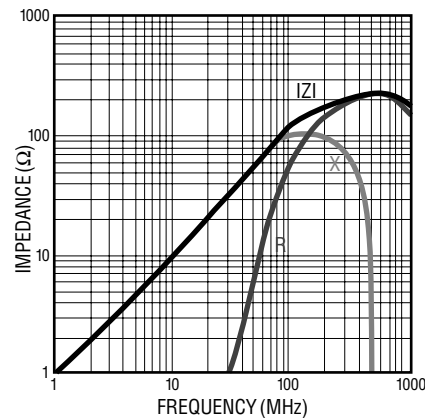
**MG 1608- 400Y**



**MG 1608- 800Y**



**MG 1608- 121Y**



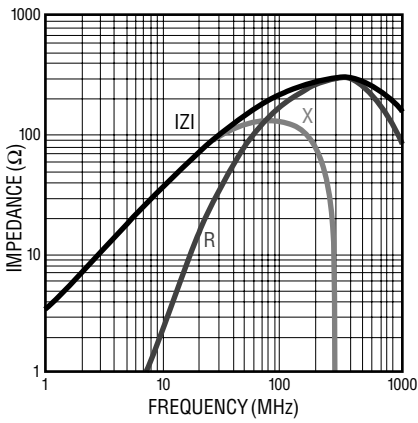
Specifications are subject to change without notice.

# MG, MU, MZ Series High Impedance Chip Ferrite Beads

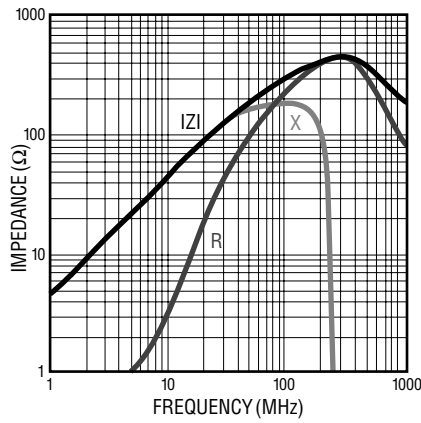
**BOURNS®**

## Electrical Specifications (continued)

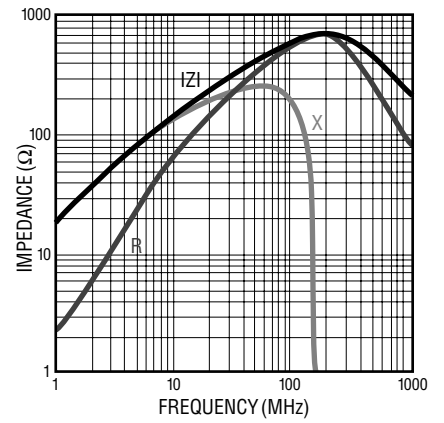
**MU 1608- 221Y**



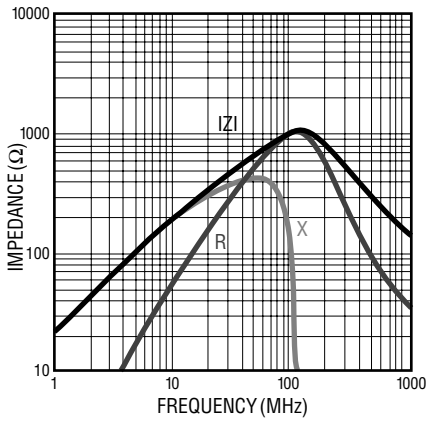
**MU 1608- 301Y**



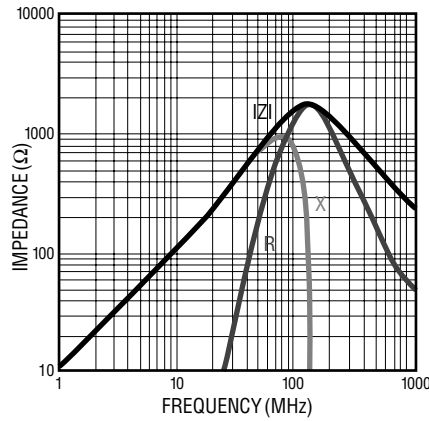
**MZ 1608- 601Y**



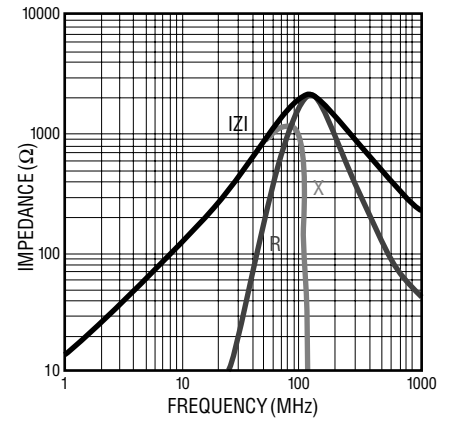
**MZ 1608- 102Y**



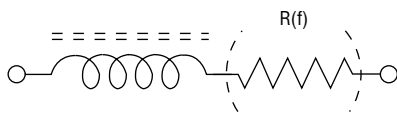
**MG 1608- 152Y**



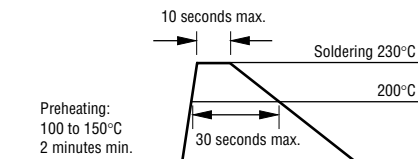
**MG 1608- 202Y**



## Equivalent Circuit



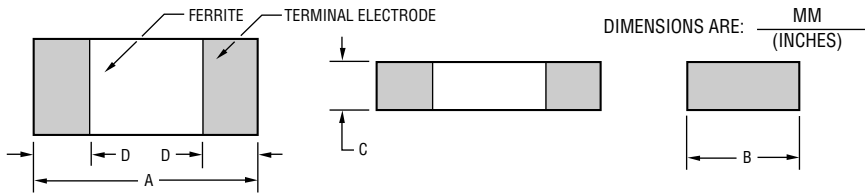
## Recommended Soldering



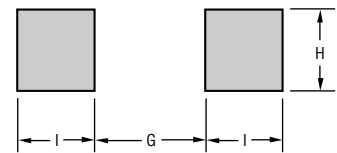
# MG, MU, MZ Series High Impedance Chip Ferrite Beads

**BOURNS®**

## Product Dimensions

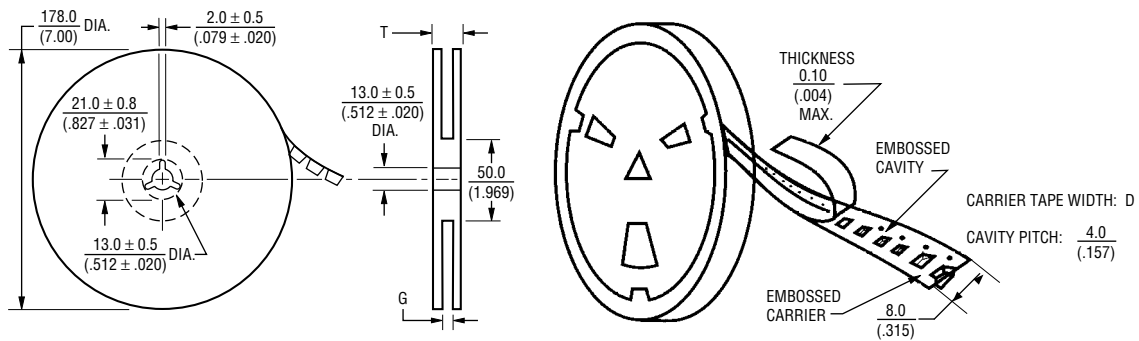


## Recommended Land Pattern



Series	A	B	C	D	G	H	I
3261	$\frac{3.2 \pm 0.2}{(.126 \pm .008)}$	$\frac{1.6 \pm 0.2}{(.063 \pm .008)}$	$\frac{1.1 \pm 0.2}{(.043 \pm .008)}$	$\frac{0.5 \pm 0.2}{(.020 \pm .008)}$	$\frac{2.0}{(.079)}$	$\frac{1.4}{(.053)}$	$\frac{1.1}{(.043)}$
2029	$\frac{2.0 \pm 0.2}{(.079 \pm .008)}$	$\frac{1.2 \pm 0.2}{(.047 \pm .008)}$	$\frac{0.9 \pm 0.2}{(.035 \pm .008)}$	$\frac{0.5 \pm 0.2}{(.020 \pm .008)}$	$\frac{1.0}{(.040)}$	$\frac{1.0}{(.040)}$	$\frac{1.0}{(.040)}$
1608	$\frac{1.6 \pm 0.2}{(.063 \pm .008)}$	$\frac{0.8 \pm 0.2}{(.031 \pm .008)}$	$\frac{0.8 \pm 0.2}{(.031 \pm .008)}$	$\frac{0.5 \pm 0.2}{(.020 \pm .008)}$	$\frac{0.7}{(.028)}$	$\frac{0.7}{(.128)}$	$\frac{0.7}{(.128)}$

## Reel Dimensions



Series	Pcs. per Reel	Gross Weight (g)	D	G	T
3261	3,000	150	$\frac{8.0}{(.315)}$	$\frac{10.0 + 0}{(.394 + 0)}$	$\frac{12.5}{(.492)}$
2029	4,000	120	$\frac{8.0}{(.315)}$	$\frac{10.0 + 0}{(.394 + 0)}$	$\frac{12.5}{(.492)}$
1608	4,000	90	$\frac{8.0}{(.315)}$	$\frac{10.0 + 0}{(.394 + 0)}$	$\frac{12.5}{(.492)}$