

1

2

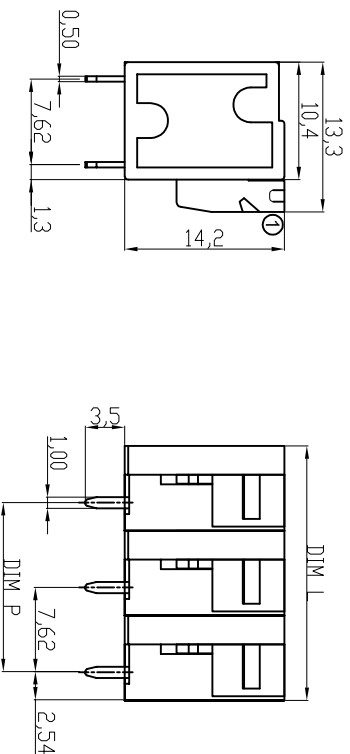
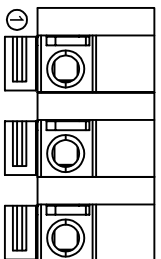
3

4

5

6

7

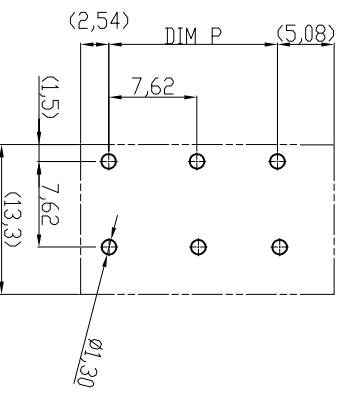


**Material**

Terminal body(Contact pin): Brass  
 Wire guard:Stainless steel  
 Surface of Solder tail: Tin plated  
 Terminal (housing): Thermoplastic (UL94V-0), GREEN(RAL6018/T)

**Electrical** cULus/VDE

Voltage rating: 300VAC/450VAC  
 Current rating: 10A/10A  
 Wire range: 0.75-1.5mm<sup>2</sup>  
 Solid wire(AWG): 14-24  
 Stranded wire(AWG): 14-24  
 Pull force:  
 Screw:  
 Wire strip length: 9-10mm  
 Withstanding Voltage: 1.6KV/2.5KV  
 Operating temperature: -40°C to +115°C  
 Soldering temperature: 250°C±10°C/5 Sec  
 Safety Approval:



RECOMMENDER PCB LAYOUT

**DIMENSION**

L	Nx7.62
P	(N-1)x7.62

N=Number of poles

Poles	Tolerance	
	DIM L	DIM P
2p-6p	±0.20	±0.20
7p-12p	±0.25	±0.25
13p-24p	±0.40	±0.40

Customer-No.

ASSMANN WSW-No.  
**A-TB762-HAXXV**

Drawing-No.

**ASS 4121 CO** rev02

Replace

Sheet

Scale	Free	Date	Name
TOLERANCE		19.04.2010	Alex
X.	±0.50		
X.X	±0.30	19.04.2016	Winnie
X.XX	±0.10		
DIM	TOL	16.04.2013	Amy
X.°	±1°	19.04.2010	Alex
Angle	TOL		

② Add the UL File No.

① Update

① Drawn

Modification



**RoHS compliant**  
 Unit: mm

1

2

3

4

5

6

7

A B C D E F G H