



## LOW POWER DRAWER CONNECTORS

The TE Connectivity (TE) low power drawer product portfolio includes common termination (CT) and Mini CT drawer connectors, CT and Mini CT hybrid drawer connectors, and standard drawer connectors. These interconnect solutions enable connections with high mating cycle counts and mixed power and signal usage. These connectors are typically used within business and retail equipment applications, but can be expanded to be used in other applications with similar requirements.

The CT and Mini CT drawer, and CT and Mini CT hybrid drawer families add a robust front-end design and functionality to the standard CT or Mini CT connector interface. The standard drawer family is a stand-alone connector system designed to accept individual wires into a strong housing for specialty use and higher power applications.

### FEATURES & BENEFITS


- Adds robust front end to CT and Mini CT wire harnesses
- Offers up to 15A of power
- Gold-plated contacts and heavy duty housing designed to withstand higher mating cycles
- Connector design prevents mis-insertion and allows for blind mating
- Hybrid versions offer mixed power and signal capability
- Hybrid versions are hot pluggable

### APPLICATIONS

- Business retail equipment (BRE)
- Multi-function, laser, and inkjet printers
- ATM and payment terminals
- Consumer electronics
- Appliances
- Industrial controls
- Rack and panel

## Low Power Drawer Connectors

TE's low power drawer portfolio is made up of three different series, common termination drawer, common termination hybrid drawer, and standard drawer. The tables in this brochure illustrate the differences between these products to help you choose the right interconnects for your project.



CT / Mini CT drawer connectors

### Common Termination Drawer

The CT and Mini CT drawer connector systems are made up of plug and receptacle housings. These housings are loaded from the back with a standard CT or Mini CT cable assembly. The loaded housings are then mated together, allowing wire-to-wire connections with higher mating cycle counts, alignment, and blind mating.




CT / Mini CT Hybrid drawer connectors with higher power options

### Common Termination Hybrid Drawer

The CT and Mini CT hybrid drawer connector systems offer the same benefits as CT and Mini CT drawer series with the added capability to move higher power within the same mated set. This functionality is accomplished through additional power positions. The result is a robust mixed power and signal connector.

CT and Mini CT connectors for use with TE's **Common Termination Drawer** and **Common Termination Hybrid Drawer**:

CT MT Type (IDC)	CT Crimp Type	Mini CT MT Type (IDC)	Mini CT Crimp Type
IDC Housing X-173977-X	Crimp Housing X-179228-X	IDC Housing X-353293-X	Crimp Housing X-353908-X
	Crimp Contact 179227-1		Crimp Contact 353907-1



Standard drawer connectors offer direct wire-to-wire and wire-to-board solutions without the CT interface.





















### Standard Drawer

The standard drawer connector system does not use the CT or Mini CT interface. It offers multiple configurations for mixed power and signal applications for direct wire-to-wire and wire-to-board combinations.






























# Low Power Drawer Connectors

## COMMON ATTRIBUTES

	Product Spec	Test Report	Current Rating	Voltage Rating	Temp Rating	AWG	Mating Cycles
<b>SPEC A</b>	108-60021	501-5185	1A	125V	-20C to +120C	22-28	1000
<b>SPEC B</b>	108-5836	501-5457	1.5A	50V	-30C to +105C	24-28	1000
<b>SPEC C</b>	108-60026	501-51023	1A	50V	-30C to +105C	24-28	10000
<b>SPEC D</b>	108-60022	501-5231	Signal Pins: 2A Power Pins: 4-15A	Signal Pins: 30V Power Pins: 250V	-30C to +105C	16-24	GOLD 3000 TIN 60
<b>SPEC E</b>	108-60023	501-5217 501-5403	Signal Pins: 2A Power Pins: 7-12A	Signal Pins: 30V Power Pins: 250V	-30C to +105C	16-20	GOLD 3000 TIN 50
<b>SPEC F</b>	108-60027	501-51021	Signal Pins: 1A Power Pins: 4-12A	Signal Pins: 50V Power Pins: 250V	-30C to +105C	16-24	GOLD 3000 TIN 30
<b>SPEC G</b>	108-78473	501-78005	Signal Pins: 1A Power Pins: 7-14A	Signal Pins: 50V Power Pins: 250V	-30C to +105C	16-20	GOLD 3000 TIN 30
<b>SPEC H</b>	108-78540	501-5907	Signal Pins: 1A Power Pins: 4-12A	Signal Pins: 50V Power Pins: 250V	-30C to +105C	16-24	3000
<b>SPEC I</b>	108-5882	501-5743	Signal Pins: 1A Power Pins: 4-12A	Signal Pins: 50V Power Pins: 250V	-30C to +105C	16-24	1000
<b>SPEC J</b>	108-5125		Signal Pins: 9A Power Pins: 4-15A	250V	-20C to +120C	14-24	1000

SPEC	PART NUMBER	Connector Type	Centerline	Number of Positions				Rows	Differentiating Feature or Row-to-Row Spacing	Mating Drawer Part Number	
				Total	Power	Signal	Rows				
CT DRAWER	A		292177-1	HERMAPHRODITIC	2.0mm	14	0	14	2	Without corner cut	292177-1 or 5-292177-1
	A		5-292177-1	HERMAPHRODITIC	2.0mm	14	0	14	2	With corner cut	5-292177-1 or 292177-1
	A		292178-1	HERMAPHRODITIC	2.0mm	22	0	22	2	Without corner cut	292178-1 or 5-292178-1
	A		5-292178-1	HERMAPHRODITIC	2.0mm	22	0	22	2	With corner cut	5-292178-1 or 292178-1
MINI CT DRAWER	B		1612256-7	PLUG	1.5mm	7	0	7	1	N/A	1612257-7
	B		1612257-7	RECEPTACLE	1.5mm	7	0	7	1	N/A	1612256-7
	B		1-1612256-0	PLUG	1.5mm	10	0	10	1	N/A	1-1612257-0
	B		1-1612257-0	RECEPTACLE	1.5mm	10	0	10	1	N/A	1-1612256-0
	B		1-1612256-2	PLUG	1.5mm	12	0	12	1	N/A	1-1612257-2
	B		1-1612257-2	RECEPTACLE	1.5mm	12	0	12	1	N/A	1-1612256-2
	B		1-1612256-4	PLUG	1.5mm	14	0	14	1	N/A	1-1612257-4
	B		1-1612257-4	RECEPTACLE	1.5mm	14	0	14	1	N/A	1-1612256-4
	C		1-292234-4	PLUG	1.5mm	14	0	14	2	3.0mm	1-292236-4
	C		1-292236-4	RECEPTACLE	1.5mm	14	0	14	2	4.0mm	1-292234-4
	C		2-292234-2	PLUG	1.5mm	22	0	22	2	3.0mm	2-292236-2
	C		2-292236-2	RECEPTACLE	1.5mm	22	0	22	2	4.0mm	2-292234-2
	C		3-292234-0	PLUG	1.5mm	30	0	30	2	3.0mm	3-292236-0
	C		3-292236-0	RECEPTACLE	1.5mm	30	0	30	2	4.0mm	3-292234-0
	C		6-292233-0	PLUG	1.5mm	60	0	60	2	3.0mm	6-292235-0
	C		6-292235-0	RECEPTACLE	1.5mm	60	0	60	2	4.0mm	6-292233-0

## Low Power Drawer Connectors

SPEC	PART NUMBER	Connector Type	Centerline	Total	Power	Signal	Rows	Power Centerline	Mating Drawer Part Number	CONTACTS*	
											Number of Positions
CT HYBRID DRAWER		292180-1	PLUG	2.0mm	6	2	4	2	8.50mm	292184-1	1
		292184-1	RECEPTACLE	2.0mm	6	2	4	2	8.50mm	292180-1	2
		292182-8	PLUG	2.0mm	12	4	8	2	8.05mm	292185-8	3
		292185-8	RECEPTACLE	2.0mm	12	4	8	2	8.05mm	292182-8	4
		1-292183-2	PLUG	2.0mm	18	6	12	2	8.05mm	1-292186-2	3
		1-292186-2	RECEPTACLE	2.0mm	18	6	12	2	8.05mm	1-292183-2	5
		2-292181-0	PLUG	2.0mm	24	4	20	2	8.05mm	2-292185-0	3
		2-292185-0	RECEPTACLE	2.0mm	24	4	20	2	8.05mm	2-292181-0	4
		2-292181-8	PLUG	2.0mm	32	4	28	2	8.05mm	2-292185-0	3
		2-292185-8	RECEPTACLE	2.0mm	32	4	28	2	8.05mm	2-292181-8	4
		1-292187-2	PLUG	2.0mm	8	3	5	1	7.00mm	2-292190-2	6
		2-292190-2	RECEPTACLE	2.0mm	8	3	5	1	7.00mm	1-292187-2	7
		3-292187-2	PLUG	2.0mm	9	4	5	1	7.00mm	4-292190-2	6
		4-292190-2	RECEPTACLE	2.0mm	9	4	5	1	7.00mm	3-292187-2	7
		2-292189-3	PLUG	2.0mm	10	3	7	1	7.00mm	1-292192-3	6
	1-292192-3	RECEPTACLE	2.0mm	10	3	7	1	7.00mm	2-292189-3	7	
MINI CT HYBRID DRAWER		1-292239-2	PLUG	1.5mm	16	4	12	2	7.0mm	1-292240-2	8
		1-292240-2	RECEPTACLE	1.5mm	16	4	12	2	7.0mm	1-292239-2	9
		1-292241-2	PLUG	1.5mm	16	4	12	2	7.0mm	1-292242-2	8
		1-292242-2	RECEPTACLE	1.5mm	16	4	12	2	7.0mm	1-292241-2	10
		1981537-1	PLUG	1.5mm	18	4	14	2	6.5mm	1981536-1	11
		1981536-1	RECEPTACLE	1.5mm	18	4	14	2	6.5mm	1981537-1	12
		2040340-1	PLUG	1.5mm	21	4	17	2	6.5mm	2040339-2	11
		2040339-2	RECEPTACLE	1.5mm	21	4	17	2	6.5mm	2040340-1	12
		2-292376-0	PLUG	1.5mm	26	6	20	2	7.0mm	2-292377-0	8
		2-292377-0	RECEPTACLE	1.5mm	26	6	20	2	7.0mm	2-292376-0	9
		2-1674754-0	PLUG	1.5mm	26	6	20	2	7.0mm	2-1674755-0	8
		2-1674755-0	RECEPTACLE	1.5mm	26	6	20	2	7.0mm	2-1674754-0	9
	2-1674755-1	RECEPTACLE	1.5mm	26	6	20	2	7.0mm	2-1674754-0	13	



















\* Refer to CONTACTS tables on the following page.



# Low Power Drawer Connectors

## HYBRID DRAWER CONTACTS:

Refer to the number in the last column of the previous table to select the corresponding power or ground contact for your drawer solution.

	1	2	3	4	5	6	7
<b>CT HYBRID DRAWER</b>	<b>POWER CONTACTS</b> 175149-X or 175150-X	<b>POWER CONTACTS</b> 175151-X or 175152-X	<b>POWER CONTACTS</b> 179321-3, 179322-3, 1-179321-2, 1-179322-2	<b>POWER CONTACTS</b> 179316-4, 179317-4, 1-179316-2, 1-179317-2	<b>POWER CONTACTS</b> 179316-4, 179317-4, 1-179316-2, 1-179317-2	<b>POWER CONTACTS</b> 179321-3 or 1-179321-2	<b>POWER CONTACTS</b> 179316-4 or 1-179316-2
	<b>GROUND CONTACTS</b>	<b>GROUND CONTACTS</b>	<b>GROUND CONTACTS</b>	<b>GROUND CONTACTS</b>	<b>GROUND CONTACTS</b> 316458-4 & 1-316458-2	<b>GROUND CONTACTS</b>	<b>GROUND CONTACTS</b> 316458-4 & 1-316458-2
	8	9	10	11	12	13	
<b>MINI CT HYBRID DRAWER</b>	<b>POWER CONTACTS</b> 179321-3, 179322-3, 1-179321-2, 1-179322-2	<b>POWER CONTACTS</b> 179316-4, 179317-4, 1-179316-2, 1-179317-2	<b>POWER CONTACTS</b> 179316-4, 179317-4, 1-179316-2, 1-179317-2	<b>POWER CONTACTS</b> 1981377-2 or 1-1981377-2	<b>POWER CONTACTS</b> 1981378-1 or 1-1981378-1	<b>POWER CONTACTS</b> 179316-4, 179317-4, 1-179316-2, 1-179317-2	
	<b>GROUND CONTACTS</b>	<b>GROUND CONTACTS</b> 316458-4 & 1-316458-2	<b>GROUND CONTACTS</b>	<b>GROUND CONTACTS</b>	<b>GROUND CONTACTS</b> 1981379-1 & 1-1981379-1	<b>GROUND CONTACTS</b> ALL POWER VERSION - NO GND	

SPEC	PART NUMBER	Connector Type	Centerline	Number of Positions				Power Centerline	Mating Drawer Part No.	Power Contacts
				Total	Power	Signal	Rows			
J	 172063-1	PLUG	5.0mm	8	4	4	2	6.6mm	5172070-1	170311, 170312, 170484, LP 170313, 170314, 170485
J	 5172070-1	RECEPTACLE	5.0mm	8	4	4	2	6.6mm	172063-1	170311, 170312, 170484, LP 170313, 170314, 170485
J	 172063-3	PLUG	5.0mm	8	4	4	2	6.6mm	5172070-3	170311, 170312, 170484, LP 170313, 170314, 170485
J	 5172070-3	RECEPTACLE	5.0mm	8	4	4	2	6.6mm	172063-3 or 172653-2	170311, 170312, 170484, LP 170313, 170314, 170485
J	 172653-2	HEADER	5.0mm	8	4	4	2	6.6mm	5172070-3	Header contacts are pre-loaded
J	 172061-1	PLUG	5.0mm	12	4	8	2	6.6mm	5172069-1	170311, 170312, 170484, LP 170313, 170314, 170485
J	 5172069-1	RECEPTACLE	5.0mm	12	4	8	2	6.6mm	172061-1 or 172653-3	170311, 170312, 170484, LP 170313, 170314, 170485
J	 172653-3	HEADER	5.0mm	12	4	8	2	6.6mm	5172069-1	Header contacts are pre-loaded
J	 172061-3	PLUG	5.0mm	12	4	8	2	6.6mm	5172069-3	170311, 170312, 170484, LP 170313, 170314, 170485
J	 5172069-3	RECEPTACLE	5.0mm	12	4	8	2	6.6mm	172061-3	170311, 170312, 170484, LP 170313, 170314, 170485
J	 172059-1	PLUG	5.0mm	16	4	12	2	6.6mm	5172068-1	170311, 170312, 170484, LP 170313, 170314, 170485
J	 5172068-1	RECEPTACLE	5.0mm	16	4	12	2	6.6mm	172059-1 or 172653-1	170311, 170312, 170484, LP 170313, 170314, 170485
J	 172653-1	HEADER	5.0mm	16	4	12	2	6.6mm	5172068-1	Header contacts are pre-loaded
J	 172059-3	PLUG	5.0mm	16	4	12	2	6.6mm	5172068-3	170311, 170312, 170484, LP 170313, 170314, 170485
J	 5172068-3	RECEPTACLE	5.0mm	16	4	12	2	6.6mm	172059-3	170311, 170312, 170484, LP 170313, 170314, 170485
J	 172624-3	PLUG	5.0mm	24	4	20	2	6.6mm	5172625-3	170311, 170312, 170484, LP 170313, 170314, 170485
J	 5172625-3	RECEPTACLE	5.0mm	24	4	20	2	6.6mm	172624-3 or 172653-4	170311, 170312, 170484, LP 170313, 170314, 170485
J	 172653-4	HEADER	5.0mm	24	4	20	2	6.6mm	5172625-3	Header contacts are pre-loaded

SPEC	PART NUMBER	Connector Type	Centerline	Number of Positions				Power Centerline	Mating Drawer Part No.	Power Contacts	Ground Contacts	Signal Contacts
				Total	Power	Signal	Rows					
STANDARD DRAWER	<b>SPECIAL POWER/SIGNAL VERSION</b>											
	 1337362-1	PLUG	7.0mm	10	5	5	3	7.0mm	1337363-1	179321-2	179321-2	179322-2
	 1337363-1	RECEPTACLE	7.0mm	10	5	5	3	7.0mm	1337362-1	179316-2	316458-2	179317-2

### Frequently Asked Questions

#### Does your wire-to-wire application need a high mating cycle capability?

TE's low power drawer family offers mating cycles up to 10,000.

#### Does your application require mixed power and signal?

TE's hybrid low power drawer product portfolio can offer mixed power and signal in one connector system.

#### Does your application require through panel wire-to-wire routing?

TE's low power drawer family is designed with special mounting features that can accommodate through panel wire-to-wire routing.

#### Does your product design need slimmer drawer style connectors?

TE's low power drawer family is the smallest form factor in our portfolio with many products specifically designed for space savings.

### TE TECHNICAL SUPPORT CENTER

USA:	+1 (800) 522-6752
Canada:	+1 (905) 475-6222
Mexico:	+52 (0) 55-1106-0800
Latin/South America:	+54 (0) 11-4733-2200
Germany:	+49 (0) 6251-133-1999
UK:	+44 (0) 800-267666
France:	+33 (0) 1-3420-8686
Netherlands:	+31 (0) 73-6246-999
China:	+86 (0) 400-820-6015

### te.com

TE Connectivity, TE, TE Connectivity (logo) and Every Connection Counts are trademarks.  
All other logos, products and/or company names referred to herein might be trademarks of their respective owners.

The information given herein, including drawings, illustrations and schematics which are intended for illustration purposes only, is believed to be reliable. However, TE Connectivity makes no warranties as to its accuracy or completeness and disclaims any liability in connection with its use. TE Connectivity's obligations shall only be as set forth in TE Connectivity's Standard Terms and Conditions of Sale for this product and in no case will TE Connectivity be liable for any incidental, indirect or consequential damages arising out of the sale, resale, use or misuse of the product. Users of TE Connectivity products should make their own evaluation to determine the suitability of each such product for the specific application.

©2016 TE Connectivity Ltd. family of companies. All Rights Reserved.

1-1773888-2 10/2016 Revised