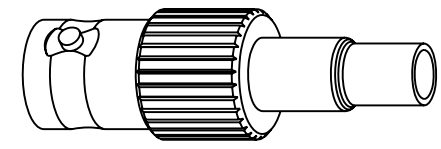


NOTES:

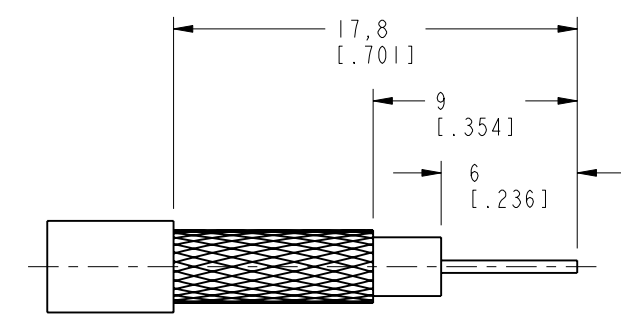
1. MATERIALS AND FINISHES:
 - BODY, LOCK RING - BRASS, NICKEL PLATING
 - CONTACT PIN - PHOSPHOR BRONZE, GOLD PLATING
 - INSULATOR - PTFE, NATURAL
 - FERRULE - COPPER, NICKEL PLATING
 2. ELECTRICAL:
 - A. IMPEDANCE: 75 OHM
 - B. FREQUENCY RANGE: DC - 12 GHz
 - C. RETURN LOSS (VSWR): 20dB (1.22) DC-6GHz
15dB (1.43) 6-12GHz
 - D. DIELECTRIC WITHSTANDING VOLTAGE: 1500 VRMS, MIN.
 3. MECHANICAL:
 - A. DURABILITY: 500 CYCLES MIN.
 - B. TEMPERATURE RANGE: -65°C TO +165°C
 4. CRIMP FERRULE WITH .213" HEX DIE
 5. SOLDER OR CRIMP CONTACT WITH .052" HEX DIE
- 6 SHOWS CABLE ENTRY DIMENSIONS
7. PACKAGING:
 - A. QUANTITY: SINGLE PACK
 - B. BAG TO BE MARKED: AMPHENOL RF
31-70538-12G
YYWW

THIRD ANGLE PROJ.

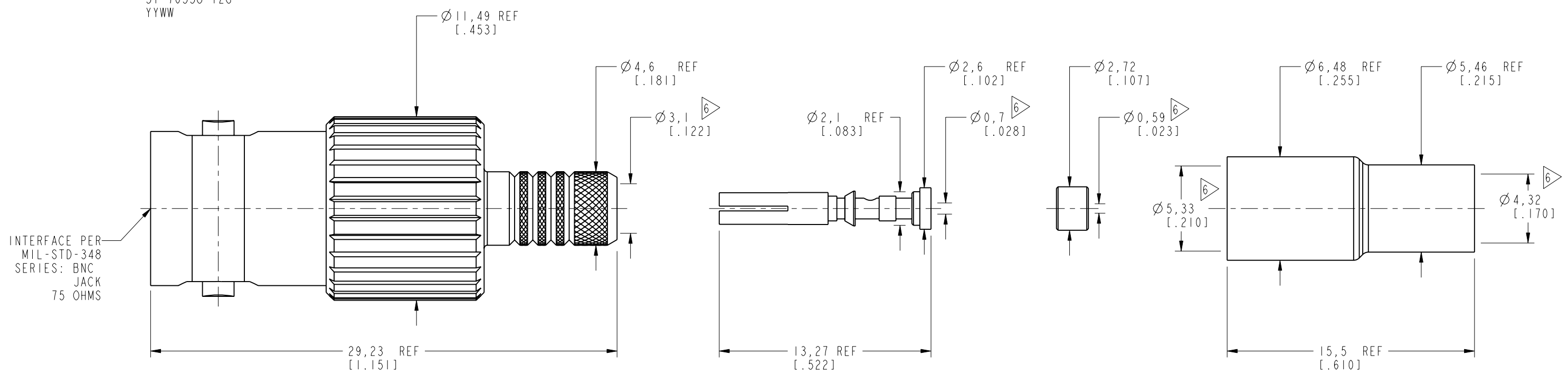
REVISIONS				
REV	DESCRIPTION	DATE	ECN	APPR
A	RELEASE TO MFG.	23-Mar-18	04322	BMG
B	CONTACT CRIMPING INSTRUCTIONS ADDED	11-Mar-18	8101	BMG
C	UPDATED FERRULE HEX CRIMP SIZE .216" TO .213"	04-Mar-20	14582	EH



SCALE 1.500



RECOMMENDED CABLE STRIPPING DIMENSIONS



INTERFACE PER MIL-STD-348 SERIES: BNC JACK 75 OHMS

CUSTOMER OUTLINE DRAWING
ALL OTHER SHEETS ARE FOR INTERNAL USE ONLY

UNLESS OTHERWISE SPECIFIED, DIMENSIONS ARE IN METRIC AND TOLERANCES ARE: <0.5mm ±0.05mm 0.5 - 6mm ±0.1mm 6 - 30mm ±0.2mm 30 - 120mm ±0.3mm ANGLES ±1°	MATERIAL	DRAWN	DATE	TITLE		Amphenol RF www.amphenolrf.com
	-	WIKI	10-Mar-20	BNC CRIMP JACK FOR BELDEN 4855R CABLE		
NOTICE - These drawings, specifications, or other data (1) are, and remain the property of Amphenol corp. (2) must be returned upon request; and (3) are confidential and not to be disclosed to any person other than those to whom they are given by Amphenol Corp. the furnishing of these drawings, specifications, or other data by Amphenol Corp., or to any other person to anyone for any purpose is not to be regarded by implication or otherwise in any manner licensing, granting rights to permitting such holder or any other person to manufacture, use or sell any product, process or design, patented or otherwise, that may in any way be related to or disclosed by said drawings, specifications, or other data.	REFERENCE	ENGINEER	DATE	SCALE: 4.0:1.0 SHEET 2 OF 2		DRAWING NO. 31-70538-12G
	EAR# 7619	B. GREENBAUM	03-Apr-17	DWG SIZE B		ITEM NO. 31-70538-12G
	REF:	S. HSIEH	17-Mar-20	REV C		PART NO. 31-70538-12G
	CONFIGURATION LEVEL: In Work	CAD FILE				
FINISH						