

SAC-5P-15,0-900/FSB SCO

Order No.: 1517945



<http://eshop.phoenixcontact.de/phoenix/treeViewClick.do?UID=1517945>

Bus system cable, INTERBUS, 5-position, PUR, halogen-free, Green RAL 6017, shielded, Free conductor end, on Socket, straight M12-SPEEDCON, B-coded, Cable length: 15 m



Commercial data

GTIN (EAN)	4017918968069
Note	Made-to-order
sales group	D117
Pack	1 pcs.
Customs tariff	85444290
Weight/Piece	1.0149 KG
Catalog page information	Page 266 (PC-2009)

Product notes

WEEE/RoHS-compliant since:
01/01/2008



<http://www.download.phoenixcontact.com>
Please note that the data given here has been taken from the online catalog. For comprehensive information and data, please refer to the user documentation. The General Terms and Conditions of Use apply to Internet downloads.

Technical data

General data

Rated current at 40°C	4 A
Rated voltage	60 V
Number of positions	5
Volume resistance	≤ 5 mΩ

Insulation resistance	≥ 100 MΩ
Length of cable	15 m
Stripping length of the free conductor end	50 mm
Ambient temperature (operation)	-25 °C ... 90 °C (Male connector / female connector)

General characteristics

Coding	B - inverse
Surge voltage category	II
Pollution degree	3
Degree of protection	IP65/IP67/IP69K
Contact material	CuSn
Contact surface material	Ni/Au
Contact carrier material	PA 66
Material of grip body	TPU, hardly inflammable, self-extinguishing
Material, knurls	Zinc die-cast, (nickel-plated)
Sealing material	NBR
Status display	No

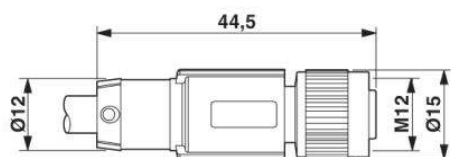
Conductor data

Cable type	INTERBUS
Cable type (abbreviation)	900
Conductor cross section	0.25 mm ²
AWG signal line	24
Conductor structure signal line	32 x 0.10 mm
External cable diameter	8.00 mm
Wire colors	Green-yellow, white-brown, gray-pink
External sheath, color	Green RAL 6017
Insulation resistance	> 5 GΩ*km
Conductor resistance	≤ 159.8 mΩ/m
Working capacitance	60 nF (At 800 Hz)
Signal speed	0.66 c
Nominal voltage, conductor	250 V
Test voltage Core/Core	1500 V
Test voltage Core/Shield	1000 V
Twisted pairs	2 cores to the pair
Shielding	Braided copper wires

Outer sheath, material	PUR
Conductor material	Bare Cu litz wires
Smallest bending radius, fixed installation	60 mm
Smallest bending radius, movable installation	120 mm

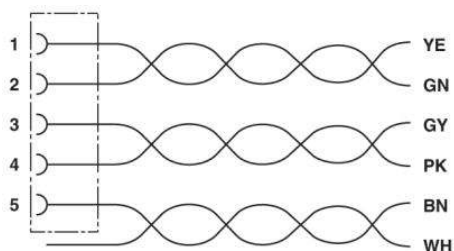
Diagrams/Drawings

Dimensioned drawing



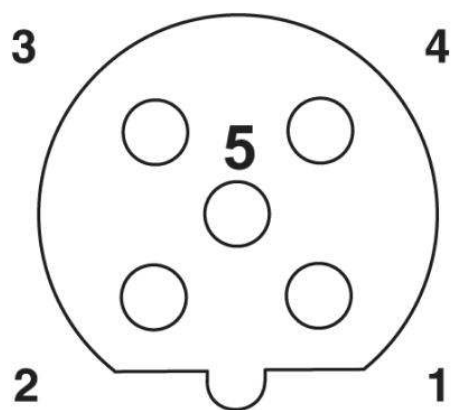
M12 x 1 female connector, straight, shielded

Circuit diagram



Contact assignment of the M12 socket

Schematic diagram



Pin assignment M12 female connector, 5-pos., B-coded, female side

Address

PHOENIX CONTACT Deutschland GmbH
Flachmarktstr. 8
32825 Blomberg, Germany
Phone +49 5235 3 12000
Fax +49 5235 3 41200
<http://www.phoenixcontact.de>



© 2010 Phoenix Contact
Technical modifications reserved;