

UT 2,5-MTD-DIO/L-R - Component terminal block



3064137

<https://www.phoenixcontact.com/us/products/3064137>

Please be informed that the data shown in this PDF document is generated from our online catalog. Please find the complete data in the user documentation. Our general terms of use for downloads are valid.



Component terminal block, with integrated diode, nom. voltage: 800 V, nominal current: 0.5 A, number of connections: 2, connection method: Screw connection, Rated cross section: 2.5 mm², cross section: 0.14 mm² - 4 mm², mounting type: NS 35/7,5, NS 35/15, color: gray

Your advantages

- Versions with 1N 4007 diodes are available with conducting direction from left to right or from right to left
- The component terminal blocks can be used to perform a wide range of switching tasks

Commercial data

Item number	3064137
Packing unit	1 pc
Minimum order quantity	50 pc
Sales key	BE01
Product key	BE1172
Catalog page	Page 153 (C-1-2019)
GTIN	4046356285926
Weight per piece (including packing)	9.49 g
Weight per piece (excluding packing)	9.444 g
Customs tariff number	85369010
Country of origin	PL

UT 2,5-MTD-DIO/L-R - Component terminal block



3064137

<https://www.phoenixcontact.com/us/products/3064137>

Technical data

Notes

General	The max. current is determined by the diode. Installed: Diode 1N 4007, reverse voltage: 1300 V, maximum continuous current: 0.5 A.
---------	--

Product properties

Product type	Component terminal block
Number of connections	2
Number of rows	1
Potentials	1

Insulation characteristics

Overvoltage category	III
Degree of pollution	3

Electrical properties

Rated surge voltage	8 kV
Maximum power dissipation for nominal condition	0.77 W

Connection data

Number of connections per level	2
Nominal cross section	2.5 mm ²

Level 1 above 1 below 1

Screw thread	M3
Tightening torque	0.5 ... 0.6 Nm
Stripping length	9 mm
Internal cylindrical gage	A3
Conductor cross section rigid	0.14 mm ² ... 4 mm ²
Cross section AWG	26 ... 12 (converted acc. to IEC)
Conductor cross section flexible	0.14 mm ² ... 4 mm ²
Conductor cross section, flexible [AWG]	26 ... 12 (converted acc. to IEC)
Conductor cross-section flexible (ferrule without plastic sleeve)	0.14 mm ² ... 2.5 mm ²
Flexible conductor cross section (ferrule with plastic sleeve)	0.14 mm ² ... 2.5 mm ²
2 conductors with same cross section, solid	0.14 mm ² ... 1.5 mm ²
2 conductors with same cross section, flexible	0.14 mm ² ... 1.5 mm ²
2 conductors with same cross section, flexible, with ferrule without plastic sleeve	0.14 mm ² ... 1.5 mm ²
2 conductors with the same cross section, flexible, with TWIN ferrule with plastic sleeve	0.5 mm ² ... 1.5 mm ²
Nominal current	0.5 A
Maximum load current	0.5 A
Nominal voltage	800 V
Nominal cross section	2.5 mm ²

UT 2,5-MTD-DIO/L-R - Component terminal block



3064137

<https://www.phoenixcontact.com/us/products/3064137>

Dimensions

Width	5.2 mm
End cover width	2.2 mm
Height	57.8 mm
Depth on NS 35/7,5	47.5 mm
Depth on NS 35/15	55 mm

Material specifications

Color	gray
Flammability rating according to UL 94	V0
Insulating material group	I
Insulating material	PA
Static insulating material application in cold	-60 °C
Relative insulation material temperature index (Elec., UL 746 B)	130 °C
Fire protection for rail vehicles (DIN EN 45545-2) R22	HL 1 - HL 3
Fire protection for rail vehicles (DIN EN 45545-2) R23	HL 1 - HL 3
Fire protection for rail vehicles (DIN EN 45545-2) R24	HL 1 - HL 3
Fire protection for rail vehicles (DIN EN 45545-2) R26	HL 1 - HL 3
Surface flammability NFPA 130 (ASTM E 162)	passed
Specific optical density of smoke NFPA 130 (ASTM E 662)	passed
Smoke gas toxicity NFPA 130 (SMP 800C)	passed

Electrical tests

Surge voltage test

Test voltage setpoint	9.8 kV
Result	Test passed

Temperature-rise test

Requirement temperature-rise test	Increase in temperature ≤ 45 K
Result	Test passed

Power-frequency withstand voltage

Test voltage setpoint	2 kV
Result	Test passed

Mechanical properties

Mechanical data

Open side panel	Yes
-----------------	-----

Mechanical tests

Mechanical strength

Result	Test passed
--------	-------------

Attachment on the carrier

UT 2,5-MTD-DIO/L-R - Component terminal block



3064137

<https://www.phoenixcontact.com/us/products/3064137>

DIN rail/fixing support	NS 35
Test force setpoint	1 N
Result	Test passed

Test for conductor damage and slackening

Rotation speed	9 rpm
Revolutions	135
Conductor cross section/weight	0.14 mm ² / 0.2 kg
	2.5 mm ² / 0.7 kg
	4 mm ² / 0.9 kg
Result	Test passed

Environmental and real-life conditions

Needle-flame test

Time of exposure	30 s
Result	Test passed

Oscillation/broadband noise

Specification	DIN EN 50155 (VDE 0115-200):2022-06
Spectrum	Service life test category 2, bogie-mounted
Frequency	$f_1 = 5 \text{ Hz}$ to $f_2 = 250 \text{ Hz}$
ASD level	6.12 (m/s ²) ² /Hz
Acceleration	3.12g
Test duration per axis	5 h
Test directions	X-, Y- and Z-axis
Result	Test passed

Shocks

Specification	DIN EN 50155 (VDE 0115-200):2022-06
Pulse shape	Half-sine
Acceleration	30g
Shock duration	18 ms
Number of shocks per direction	3
Test directions	X-, Y- and Z-axis (pos. and neg.)
Result	Test passed

Ambient conditions

Ambient temperature (operation)	-60 °C ... 105 °C (max. short-term operating temperature RTI Elec.)
Ambient temperature (storage/transport)	-25 °C ... 60 °C (for a short time, not exceeding 24 h, -60 °C to +70 °C)
Ambient temperature (assembly)	-5 °C ... 70 °C
Ambient temperature (actuation)	-5 °C ... 70 °C
Permissible humidity (storage/transport)	30 % ... 70 %

Mounting

UT 2,5-MTD-DIO/L-R - Component terminal block



3064137

<https://www.phoenixcontact.com/us/products/3064137>

Mounting type	NS 35/7,5
	NS 35/15

UT 2,5-MTD-DIO/L-R - Component terminal block





3064137


<https://www.phoenixcontact.com/us/products/3064137>

Approvals

To download certificates, visit the product detail page: <https://www.phoenixcontact.com/us/products/3064137>

 CSA Approval ID: 13631				
	Nominal voltage U_N	Nominal current I_N	Cross section AWG	Cross section mm^2
Use group B	600 V	0.5 A	26 - 12	-
Use group C	600 V	0.5 A	26 - 12	-

 EAC Approval ID: RU C-DE.BL08.B.00534				
---	--	--	--	--

 cULus Recognized Approval ID: E60425				
	Nominal voltage U_N	Nominal current I_N	Cross section AWG	Cross section mm^2
Use group B	600 V	0.5 A	26 - 12	-
Multi-conductor connection	600 V	0.5 A	26 - 16	-
Use group C	600 V	0.5 A	26 - 12	-
Multi-conductor connection	600 V	0.5 A	26 - 16	-

UT 2,5-MTD-DIO/L-R - Component terminal block



3064137

<https://www.phoenixcontact.com/us/products/3064137>

Classifications

ECLASS

ECLASS-11.0	27141126
ECLASS-12.0	27141126
ECLASS-13.0	27250114

ETIM

ETIM 8.0	EC000902
----------	----------

UNSPSC

UNSPSC 21.0	39121400
-------------	----------

UT 2,5-MTD-DIO/L-R - Component terminal block



3064137

<https://www.phoenixcontact.com/us/products/3064137>

Environmental product compliance

REACH SVHC	Lead 7439-92-1
China RoHS	Environmentally Friendly Use Period = 50 years
	For information on hazardous substances, refer to the manufacturer's declaration available under "Downloads"

Phoenix Contact 2023 © - all rights reserved

<https://www.phoenixcontact.com>

Phoenix Contact USA
586 Fulling Mill Road
Middletown, PA 17057, United States
(+717) 944-1300
info@phoenixcon.com