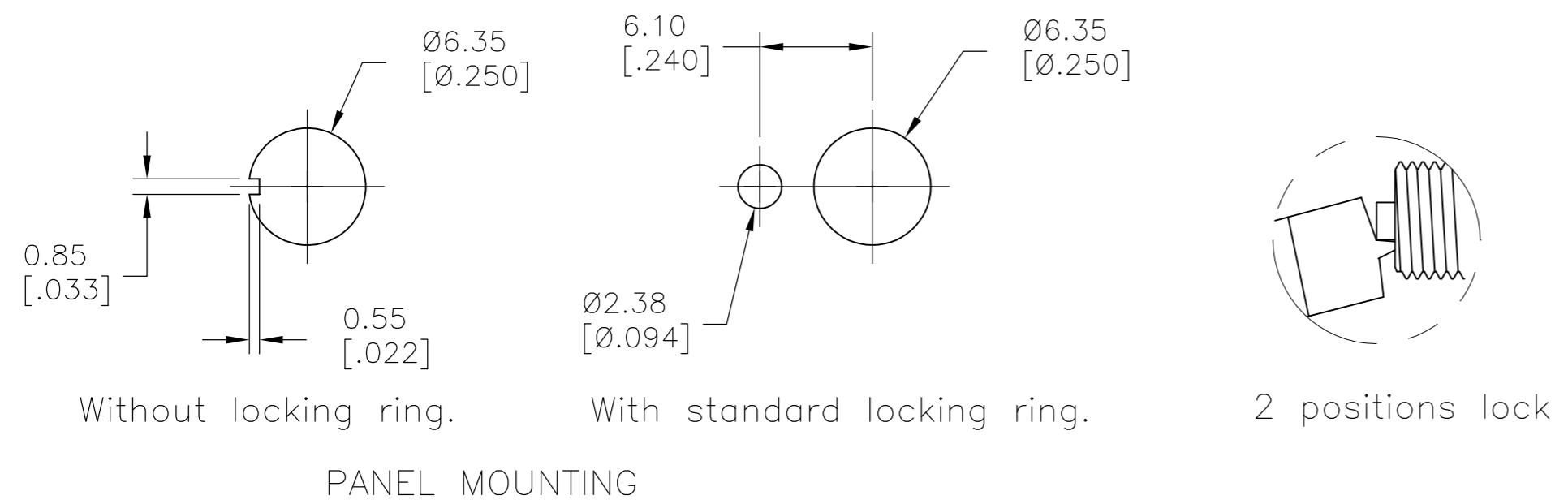
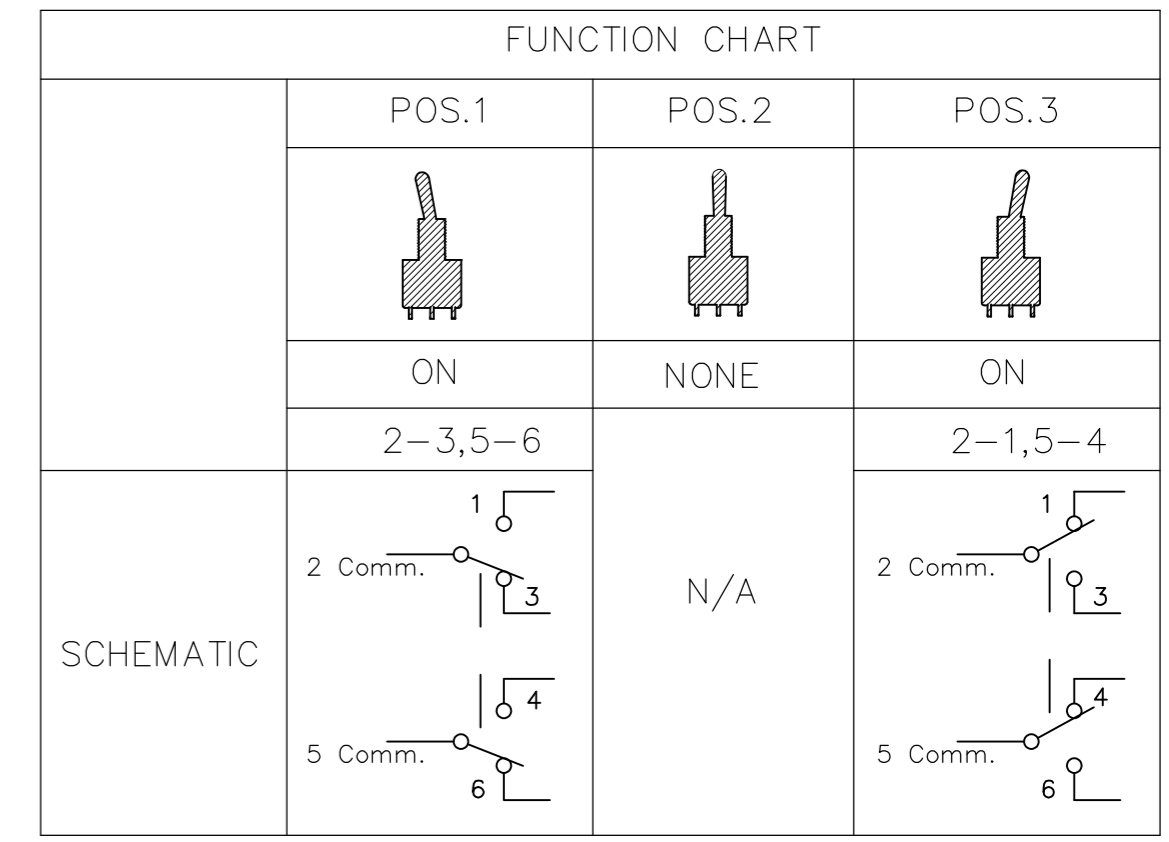
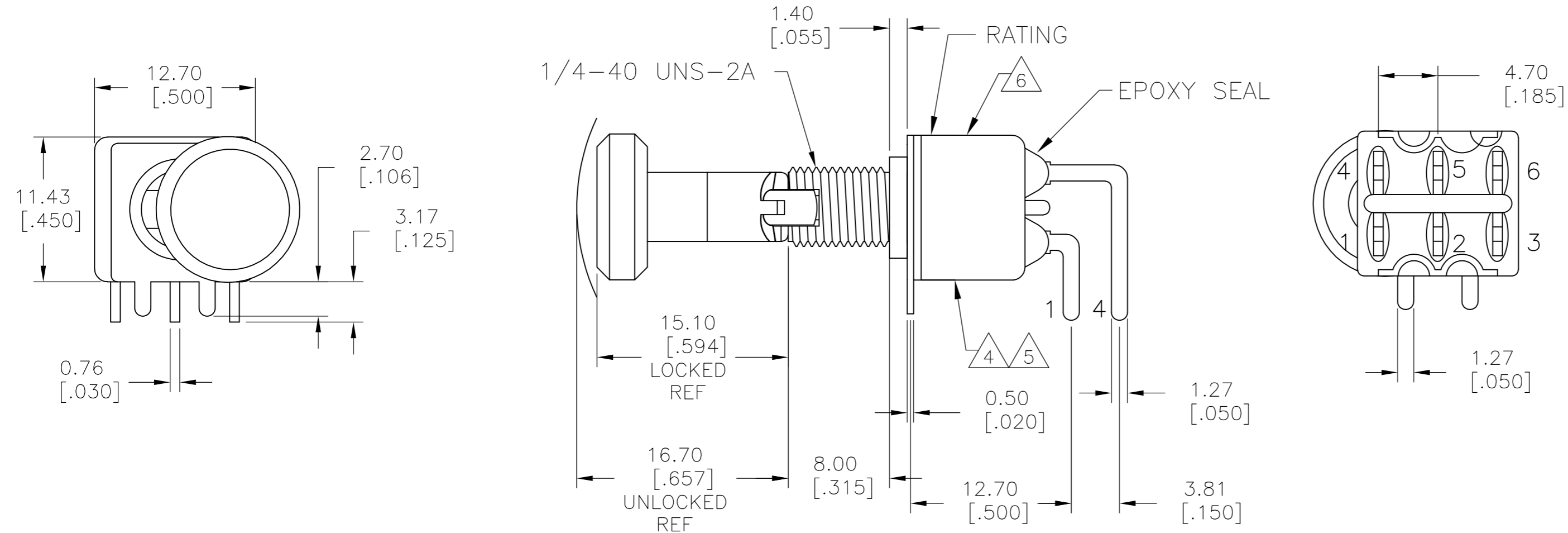


THIS DRAWING IS UNPUBLISHED. RELEASED FOR PUBLICATION
 © COPYRIGHT BY TYCO ELECTRONICS CORPORATION. ALL INTERNATIONAL RIGHTS RESERVED.

LOC	DIST	REVISIONS			
P	LTR	DESCRIPTION	DATE	DWN	APVD
AD	00	A2	REVISED PER ECO-10-009310	10MAY10	HMR MW



- ALL MATERIAL AND FINISHES SHALL COMPLY WITH EU DIRECTIVE 2002/95/EC OF 27JAN2003 (RoHS)
- G CONTACT CAN BE USED FOR SIGNAL OR POWER LEVEL SWITCHING. IF SWITCH IS USED AT LEVELS EXCEEDING 0.4VA @ 20V AC/DC, SWITCH IS RENDERED FOR POWER SWITCHING ONLY DUE TO ARC REMOVAL OF GOLD PLATING
- PENDING UL RECOGNITION
- DATE CODE AND COUNTRY OF ORIGIN MAY APPEAR ON EITHER SIDE OF SWITCH
- TE LOGO PER TEC-202-36. SHOWN APPROXIMATE AREA.
- ALCO APPROXIMATELY AS SHOWN IN BLOCK LETTERS.

SPECIFICATIONS CHART	
RATING G CONTACTS SEE NOTE 2	5A @120VAC OR 28VDC (RESISTIVE) 2A @ 250VAC (RESISTIVE)
ELECTRICAL LIFE	6,000 CYCLES AT RATED LOAD
MECHANICAL LIFE	40,000 MAKE-AND-BREAK CYCLES
CONTACT RESISTANCE	10M Ω MAX. INITIAL @ 2~4VDC, 100ma
INSULATION RESISTANCE	1,000 M Ω MIN.
DIELECTRIC WITHSTANDING VOLTAGE	1,000 V RMS @ SEA LEVEL
OPERATION TEMPERATURE	-30°C ~ 85°C

MATERIALS CHART		
COMPONENT NAME	BASE MATERIAL	FINISH
TERMINALS AND CONTACTS	COPPER	GOLD OVER SILVER
CASE	DIALYL PHTHALATE (DAP) (UL94v-0)	
ACTUATOR	BRASS	CHROME PLATED
CAP	ALUMINUM	RED ANODIZED
BUSHING	BRASS	NICKEL PLATED
SUPPORT BRACKET	BRASS OR STEEL	TIN
SUPPORT BRACKET RETAINER	STAINLESS STEEL	

SEE MATERIAL CHART	A201KAG04	1977550-1
MATERIAL	ALCOSWITCH PART NUMBER	PART NUMBER

THIS DRAWING IS A CONTROLLED DOCUMENT.

DWN: M.BINNER 04NOV2008
 CHK: M.WILBOURN 04NOV08
 APVD: M.WILBOURN 04NOV08

Tyco Electronics Corporation
 Harrisburg, PA 17105-3608

SPECIAL GEMINI SERIES
 A201KAG04

SIZE: A2 CAGE CODE: 00779 DRAWING NO: 1977550 RESTRICTED TO: -
 SCALE: 3:1 SHEET: 1 OF 1 REV: A2

CUSTOMER DRAWING