

## Surge protection device - CN-LAMBDA/4-2.25-SB - 2801056

Please be informed that the data shown in this PDF Document is generated from our Online Catalog. Please find the complete data in the user's documentation. Our General Terms of Use for Downloads are valid (<http://phoenixcontact.com/download>)

Attachment plug with Lambda/4 technology as surge protection for coaxial signal interfaces. Connection: N connectors plug/socket



### Product Features

- High HF power in the kW range
- Maintenance-free surge protection with LAMBDA/4 technology
- Low protection level



### Key Commercial Data

Packing unit	1 pc
Weight per Piece (excluding packing)	300.0 g
Custom tariff number	85363010
Country of origin	China

### Technical data

#### Dimensions

Height	81.5 mm
Width	25 mm
Length	77.5 mm

#### Ambient conditions

Ambient temperature (operation)	-40 °C ... 85 °C
Degree of protection	IP68

#### General

Housing material	HPb59-1
Color	nickel
Standards for clearances and creepage distances	IEC 60664-1
Mounting type	Connection-specific intermediate plugging

## Surge protection device - CN-LAMBDA/4-2.25-SB - 2801056

### Technical data

#### General

Type	Attachment plug
Number of positions	1
Direction of action	Line-Shield/Earth Ground

#### Protective circuit

IEC test classification	C2
	C3
	D1
VDE requirement class	C2
	C3
	D1
Nominal current $I_N$	5 A (25 °C)
Nominal discharge current $I_n$ (8/20) $\mu$ s (Core-Earth)	50 kA
Nominal discharge current $I_n$ (8/20) $\mu$ s (Core-Shield)	50 kA
Total surge current (8/20) $\mu$ s	60 kA
Total surge current (10/350) $\mu$ s	20 kA
Max. discharge current $I_{max}$ (8/20) $\mu$ s maximum (Core-Earth)	60 kA
Max. discharge current $I_{max}$ (8/20) $\mu$ s maximum (Core-Shield)	60 kA
Impulse discharge current (10/350) $\mu$ s, peak value $I_{imp}$	$\leq 20$ kA
Output voltage limitation at 1 kV/ $\mu$ s (Core-Earth) spike	$\leq 1$ V
Output voltage limitation at 1 kV/ $\mu$ s (Core-Shield) spike	$\leq 1$ V
Output voltage limitation at 1 kV/ $\mu$ s (Core-Earth) static	$\leq 1$ V
Voltage protection level $U_p$ (core-ground)	$\leq 15$ V (6 kV/3 kA)
	$\leq 5$ V (C1 - 1 kV/500 A)
	$\leq 25$ V (C2 - 10 kV / 5 kA)
Voltage protection level $U_p$ (core-shield)	$\leq 25$ V (C2 - 10 kV / 5 kA)
	$\leq 5$ V (C1 - 1 kV/500 A)
	$\leq 15$ V (6 kV/3 kA)
Input attenuation aE, asym.	$\leq 0.2$ dB (50 $\Omega$ )
Frequency range	0.8 GHz ... 2.25 GHz
Standing wave ratio SWR in a 50 $\Omega$ system	typ. 1.2
	max. 1.25
Permissible HF power $P_{max}$ at VSWR = xx (50 ohm system)	$\leq 500$ W
	$\leq 4$ kW (peak)
Impulse durability (conductor-ground)	C1 - 1 kV/500 A
	C2 - 10 kV/5 kA
	D1 - 2,5 kA

## Surge protection device - CN-LAMBDA/4-2.25-SB - 2801056

### Technical data

#### Connection data

Connection method	N connector 50 Ω
Connection type IN	N connector, male
Connection type OUT	N connector, female

### Classifications

#### eCl@ss

eCl@ss 4.0	27140201
eCl@ss 4.1	27130801
eCl@ss 5.0	27130801
eCl@ss 5.1	27130801
eCl@ss 6.0	27130807
eCl@ss 7.0	27130807
eCl@ss 8.0	27130807
eCl@ss 9.0	27130807

#### ETIM

ETIM 3.0	EC000943
ETIM 4.0	EC000943
ETIM 5.0	EC000943

#### UNSPSC

UNSPSC 6.01	30212010
UNSPSC 7.0901	39121610
UNSPSC 11	39121610
UNSPSC 12.01	39121610
UNSPSC 13.2	39121620

### Approvals

#### Approvals

---

Approvals

EAC / EAC

---

Ex Approvals

---

# Surge protection device - CN-LAMBDA/4-2.25-SB - 2801056

## Approvals

Approvals submitted

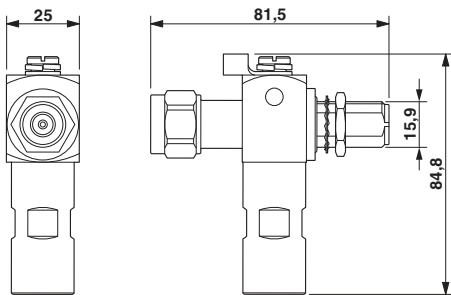
### Approval details

EAC

EAC

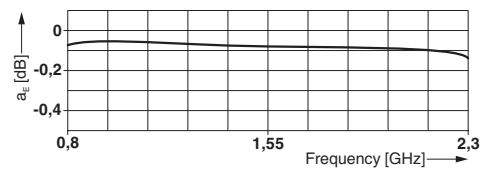
## Drawings

Dimensional drawing

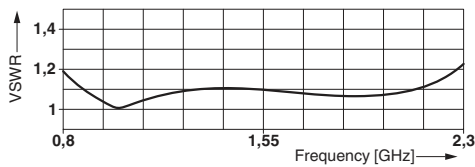


Dimensional drawing  
CN-LAMBDA/4-2.25-SB

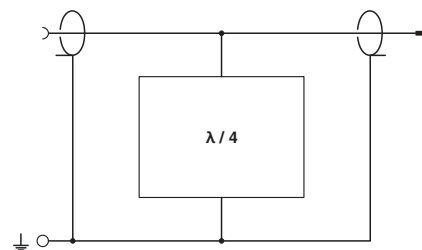
Diagram



Diagram



Circuit diagram



Circuit diagram