

- NOTES:
1. MATERIAL:
HOUSING: GLASS FILLED, PA6T, UL94V-0,
COLOR: BLACK
TERMINAL: 0.64 SQ PIN, COPPER ALLOY
 2. PLATING TYPE:
(1) : GOLD FLASH OVER
50 MICRO INCHES MIN. NICKEL OVERALL.

(2) : 1 MICRO INCHES MIN. GOLD PLATE ON CONTACT AND
75 MICRO INCHES MIN. TIN ON SOLDERTAIL OVER
50 MICRO INCHES MIN. NICKEL OVERALL.

(3) : 10 MICRO INCHES MIN. GOLD PLATE ON CONTACT AND
75 MICRO INCHES MIN. TIN ON SOLDERTAIL OVER
50 MICRO INCHES MIN. NICKEL OVERALL.

(4) : 15 MICRO INCHES MIN. GOLD PLATE ON CONTACT AND
75 MICRO INCHES MIN. TIN ON SOLDERTAIL OVER
50 MICRO INCHES MIN. NICKEL OVERALL.

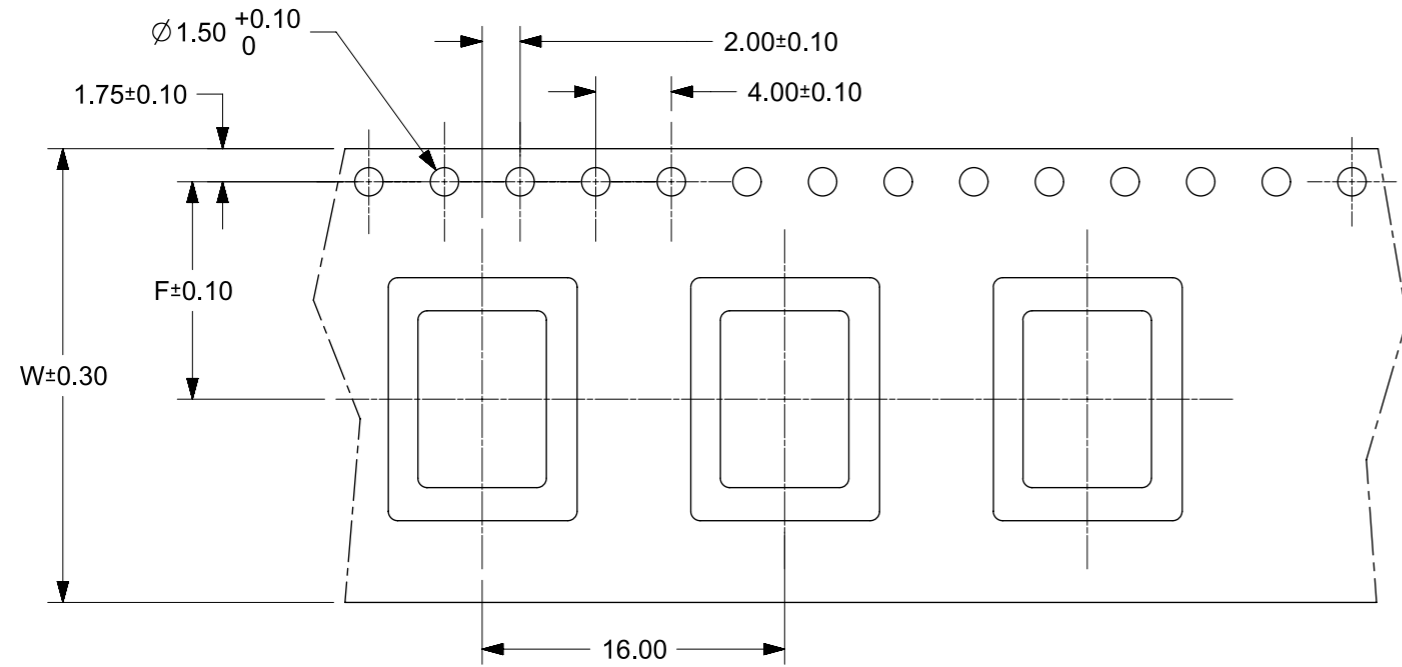
(5) : 30 MICRO INCHES MIN. GOLD PLATE ON CONTACT AND
75 MICRO INCHES MIN. TIN ON SOLDERTAIL OVER
50 MICRO INCHES MIN. NICKEL OVERALL.

(6) : 100 MICRO INCHES MIN. TIN IN SELECTED AREA OVER
50 MICRO INCHES MIN. NICKEL OVERALL.
 3. PIN PUSHOUT FORCE: 1KG MIN IN EITHER DIRECTION
 4. THE ABOVE 10 CKT IS FOR ILLUSTRATION PURPOSE ONLY.
 5. FOR PACKAGING OPTION PLEASE REFER TO THE TABLE.
 6. PACKAGING SPECIFICATION:
TRAY : PK-89990-489
TAPE AND REEL: PK-87898-400

RELEASE STATUS	RELEASE DATE
----------------	--------------

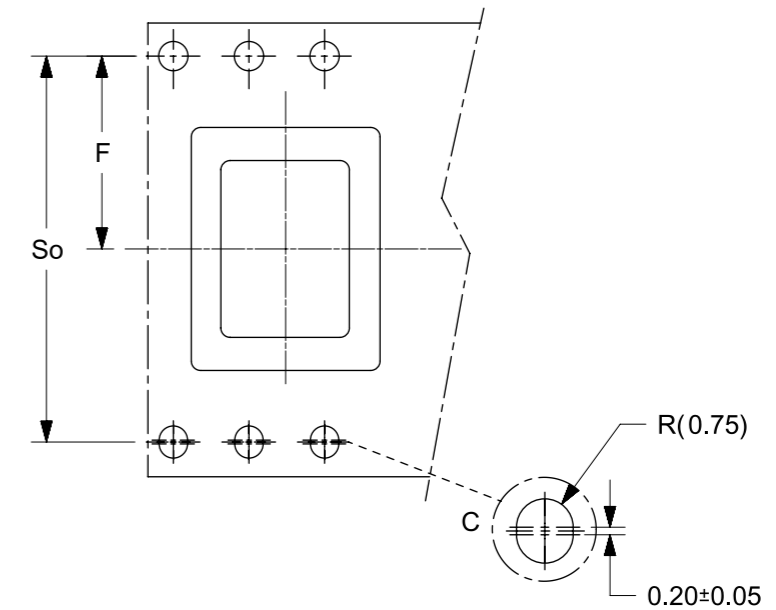
QUALITY SYMBOLS 	THIS DRAWING CONTAINS INFORMATION THAT IS PROPRIETARY TO MOLEX ELECTRONIC TECHNOLOGIES, LLC AND SHOULD NOT BE USED WITHOUT WRITTEN PERMISSION										
	ADD -0651 & -3686 EC NO: 115475 DRWN: FCSCC CHK'D: REV APPR:	2017/07/28	2017/08/15	GENERAL TOLERANCES (UNLESS SPECIFIED)		DIMENSION UNITS	SCALE				
				MM	INCH	MM	NTS				
		4 PLACES	±	±	DRWN BY	DATE	SALES DRAWING 2.54MM DUAL ROW HEADER WITH STANDOFF, T/H				
		3 PLACES	±	±	SKLIM01	2005/09/07					
		2 PLACES	±	0.2	±	CHK'D BY	DATE	PRODUCT CUSTOMER DRAWING			
	1 PLACES	±	±	BOKOK	2005/09/17						
	0 PLACES	±	±	±	APPR BY	DATE	SERIES: 87914 MATERIAL NUMBER: SEE TABLE CUSTOMER: GENERAL MARKET				
					MLONG	2010/09/06					
					ANGULAR TOL ± 3.0	DRAWING SIZE	THIRD ANGLE PROJECTION	DOCUMENT NUMBER: SD-87914-022 DOC TYPE: PSD DOC PART: 000 SHEET NUMBER: 1 OF 3			
				DRAFT WHERE APPLICABLE MUST REMAIN WITHIN DIMENSIONS	A3						

FOR TAPE WIDTH WITH SINGLE ROW SPROCKET HOLES.



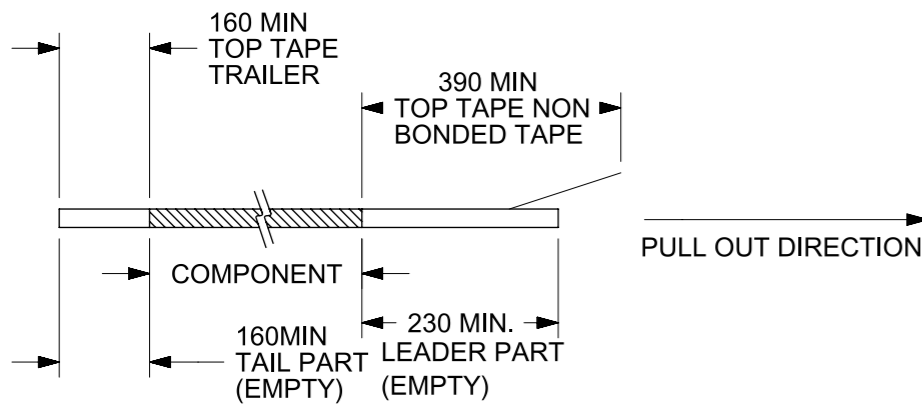
P/N	CKT SIZE	F	So	W	QTY/REEL
87914-0627	06	11.50	-	24.00	250
87914-0827	08	11.50	-	24.00	250

FOR TAPE WIDTH WITH 2 ROWS OF SPROCKET HOLES.



NOTES:

1. LEADER AND TRAILER TAPE



VIEW OF PART ORIENTATION IN TAPE & REEL

2. PEELING OFF FORCE OF THE TOP TAPE: 10 - 130gf. (A9)
(PEELING DIRECTION AS SHOWN IN FOLLOWING FIGURE)



3. TAPE AND REEL SPECIFICATION IS AS PER EIA-481.
4. THE TAPE IS TREATED FOR ANTI-STATIC.

THIS DRAWING CONTAINS INFORMATION THAT IS PROPRIETARY TO MOLEX ELECTRONIC TECHNOLOGIES, LLC AND SHOULD NOT BE USED WITHOUT WRITTEN PERMISSION													
QUALITY SYMBOLS ▽ = 0 ▽ = 0 ▽ = 0 ▼ = 0 ▽ = 0 ⊠ = 0 ■ = 0 ▽ = 0	ADD -0651 & -3686 EC NO: 115475 DRWN: FCSCC CHK'D: REV APPR: KHLIM	2017/07/28 2017/08/15	GENERAL TOLERANCES (UNLESS SPECIFIED)		DIMENSION UNITS	SCALE	 SALES DRAWING 2.54MM DUAL ROW HEADER WITH STANDOFF, T/H PRODUCT CUSTOMER DRAWING						
			MM	INCH	MM	NTS							
			4 PLACES	±	±	DRWN BY	DATE	SERIES: 87914 MATERIAL NUMBER: SEE TABLE CUSTOMER: GENERAL MARKET					
			3 PLACES	±	±	SKLIM01	2005/09/07						
			2 PLACES	±	0.2	±	CHK'D BY	DATE	DOCUMENT NUMBER: SD-87914-022 DOC TYPE: PSD DOC PART: 000 SHEET NUMBER: 2 OF 3				
			1 PLACES	±	±	BOKOK	2005/09/17						
0 PLACES	±	±	APPR BY	DATE	DRAWING SIZE: A3 THIRD ANGLE PROJECTION								
MLONG	2010/09/06												
ANGULAR TOL ± 3.0			DRAFT WHERE APPLICABLE MUST REMAIN WITHIN DIMENSIONS										

RELEASE STATUS	RELEASE DATE

PART NO FOR TRAY PACKAGING	PART NO. FOR TUBE WITHOUT CAP PACKAGING	PART NO. FOR TUBE WITH CAP PACKAGING	PART NO. FOR TAPE & REEL WITHOUT CAP PACKAGING	PART NO. FOR TAPE & REEL WITH CAP PACKAGING	CKT SIZE	VOID POSITION	PLATING TYPE	DIMENSIONS					
								A	B	F	M	P	G
-----	-----	-----	-----	87914-0627	6	-----	6	7.62	5.08	13.55	8.08	2.98	14.70
-----	-----	-----	----- (A9)	87914-0651	6	-----	4	7.62	5.08	17.29	12.00	3.00	18.29
87914-0629	-----	-----	-----	-----	6	-----	6	10.16	7.62	16.26	10.82	2.95	-
-----	-----	-----	-----	87914-0827	8	-----	6	10.16	7.62	13.55	8.08	2.98	14.70
87914-3638	-----	----- (A9)	87914-3686	-----	36	-----	6	45.72	43.18	12.10	7.01	2.60	-

D

C

B

A

THIS DRAWING CONTAINS INFORMATION THAT IS PROPRIETARY TO MOLEX ELECTRONIC TECHNOLOGIES, LLC AND SHOULD NOT BE USED WITHOUT WRITTEN PERMISSION												
QUALITY SYMBOLS 	2017/07/28		2017/08/15		GENERAL TOLERANCES (UNLESS SPECIFIED)		DIMENSION UNITS		SCALE			
	ADD -0651 & -3686		EC NO: 115475		MM INCH		MM NTS		NTS			
	DRWN: FCSCC		CHK'D: KHLIM		4 PLACES ± ±		DRWN BY		DATE		SALES DRAWING	
	REV APPR: KHLIM		EC NO: 115475		3 PLACES ± ±		SKLIM01		2005/09/07			
			DRWN: FCSCC		2 PLACES ± 0.2 ±		CHK'D BY		DATE		PRODUCT CUSTOMER DRAWING	
			CHK'D: KHLIM		1 PLACES ± ±		BOKOK		2005/09/17			
			KHLIM		0 PLACES ± ±		APPR BY		DATE		87914 SEE TABLE GENERAL MARKET	
			KHLIM		ANGULAR TOL ± 3.0		MLONG		2010/09/06			
			KHLIM		DRAFT WHERE APPLICABLE MUST REMAIN WITHIN DIMENSIONS		DRAWING SIZE		THIRD ANGLE PROJECTION		SD-87914-022 PSD 000 3 OF 3	
			KHLIM				A3					

RELEASE STATUS	RELEASE DATE
----------------	--------------