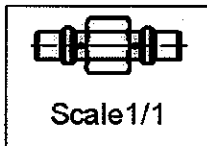
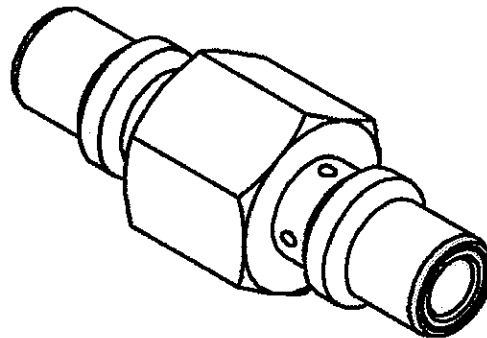
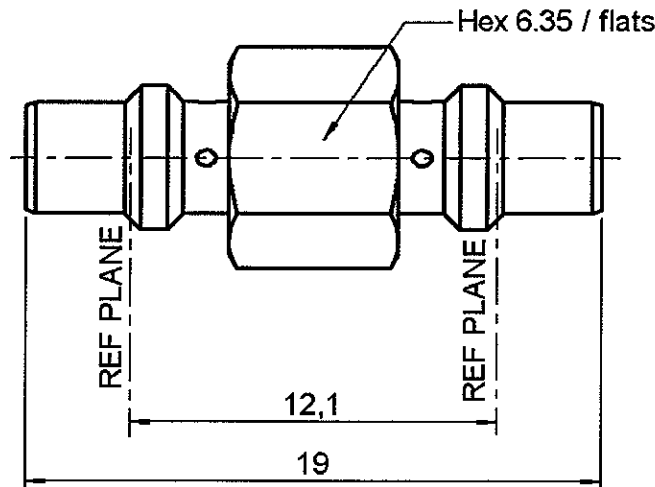


MALE-MALE ADAPTOR

R112.703.000

Series : SMC



All dimensions are in mm.

COMPONENTS	MATERIALS	PLATING
BODY	BRASS	GOLD 0.2 OVER NICKEL 2 µm
CENTRE CONTACT	BRASS	GOLD 1.3 OVER NICKEL 2 µm
OUTER CONTACT	-	- µm
INSULATOR	PTFE	
GASKET	-	
OTHERS PARTS	-	- µm
.	-	.
.	-	.



Edition : 9925 A

Design changes may be in order to improve the product.

MALE-MALE ADAPTOR

R112.703.000

Series : SMC

ELECTRICAL CHARACTERISTICS

Impedance		50 Ω
Frequency		0-10 GHz
VSWR	1.25* +	0.000 x F(GHz) Maxi
Insertion loss		0.125 √F(GHz) dB Maxi
RF leakage	- (62 - F(GHz)) dB mini
Voltage rating		335 Veff Maxi
Dielectric withstanding voltage		1000 Veff mini
Insulation resistance		1000 MΩ mini

SPECIFICATION

ENVIRONMENTAL

Operating temperature	-65/+165 °C
Hermetic seal	NA Atm.cm3/s
Leakage – pressurised only	NA Mpa

OTHERS CHARACTERISTICS

Assembly instruction NA

Others :
*Max at 10 Ghz

MECHANICAL CHARACTERISTICS

Centre contact retention		
Axial force – Mating end		10 N mini
Axial force – Opposite end		10 N mini
Torque		NA N.cm mini
Recommended torque		
Mating		NA N.cm
Panel nut		NA N.cm
Mating life		500 Cycles mini
Weight		0.000 g

