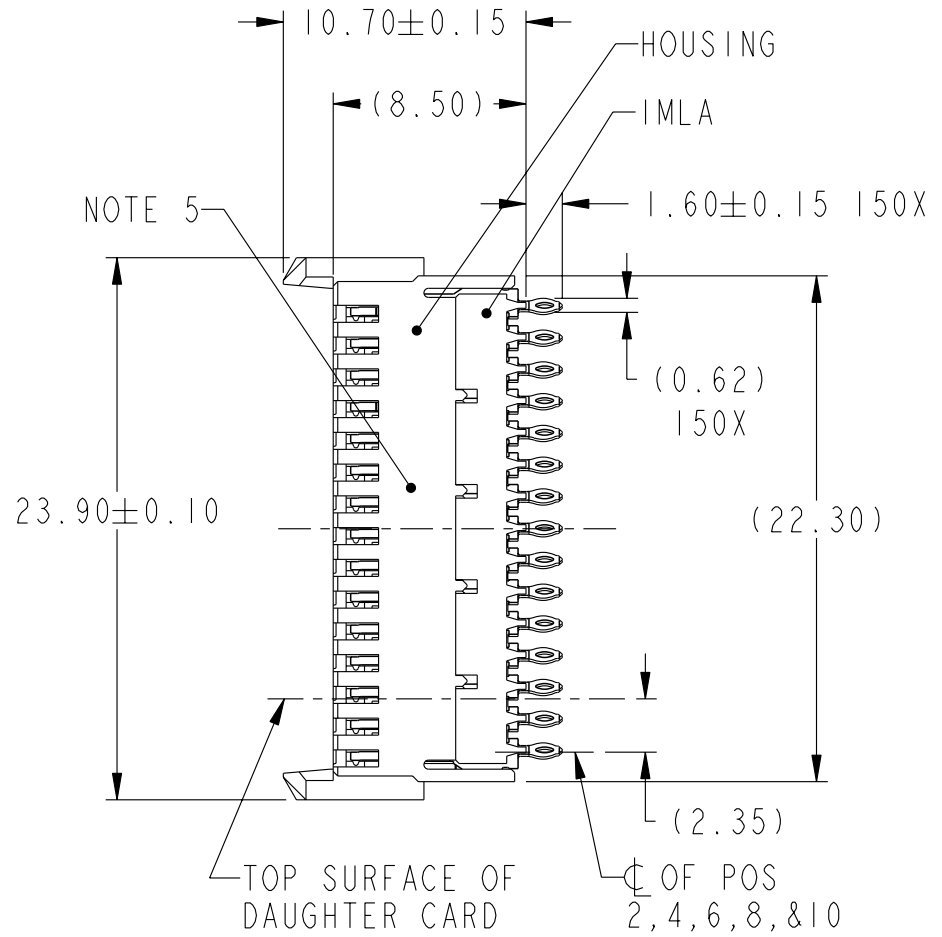
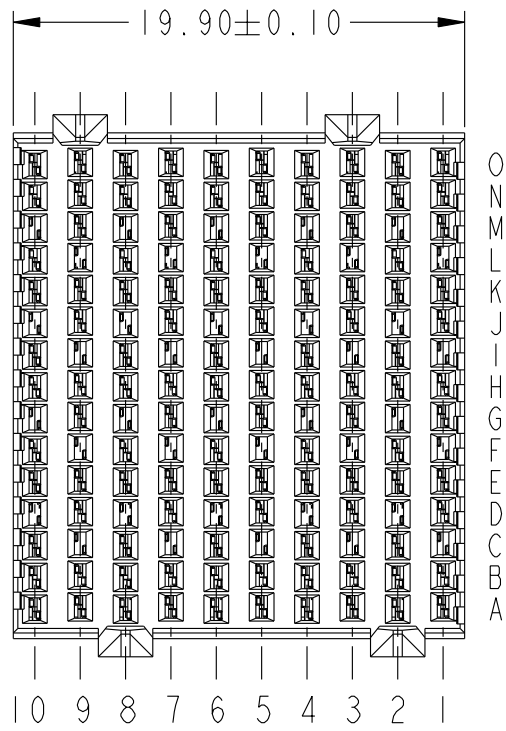


PRODUCT NUMBER
SEE TABLE, SHEET 4



Copyright FCI.

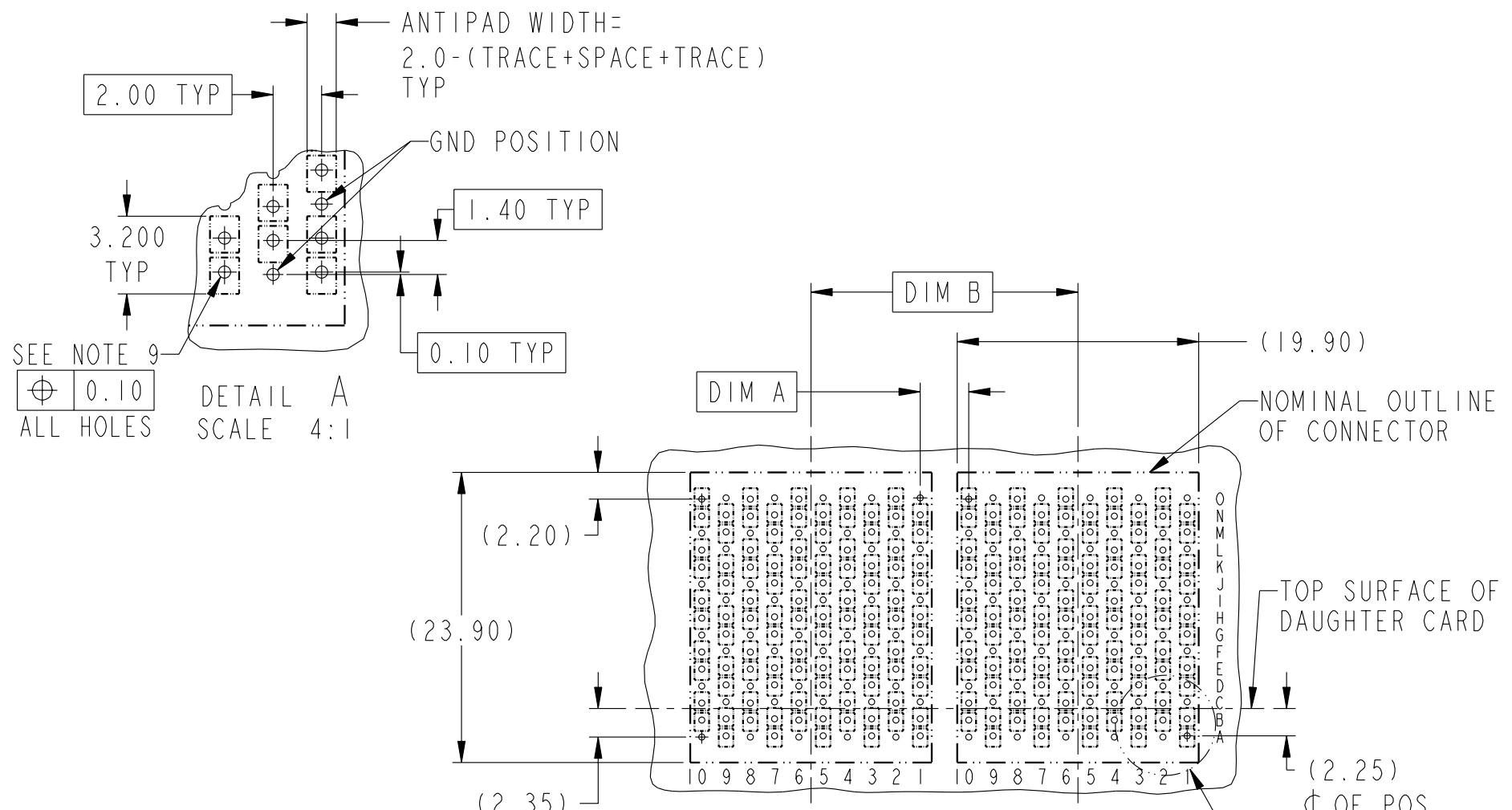
rev	ecn no	dr	date
A	V04-1026	DAB	2004-10-13
B	V04-1120	DAB	2004-11-09
C	V04-1194	DAB	2004-12-27
D	V05-0175	TH	2005-03-03
E	V05-0218	MRS	2005-03-07
F	V05-0748	CH	2005-08-23
G	S07-0043	LS	2007-02-08

www.fciconnect.com		surface - ASME Y14.5	tolerance std ASME Y14.5	projection MM
		TOLERANCES UNLESS OTHERWISE SPECIFIED		
Dr	D. BUSH	2004-10-13	ANGULAR	0.X ±
Eng	B. MARSHALL	2004-10-13	LINEAR	0.XX ±
Chr	C. H. TAN	2007-02-08	0° ±	0.XXX ±
Appr	JOEY NG	2007-02-08	Product family	AirMax VS
			Spec ref	RELEASED
FCI logo			Part no	AirMax VS VERT RECPT ASSY
			Part no	PRESS-FIT, 150 POSITION, 20mm
			catalog no	-
			Customer	CUSTOMER
			Sheet	10016537
			Rev.	G
			Sheet	4

REV F - 2006-04-17



Copyright FCI.



RECOMMENDED PCB LAYOUT
FOR DIFFERENTIAL APPLICATIONS,
COMPONENT SIDE
(TWO ADJACENT FOOTPRINTS SHOWN)
NOTES 6 & 7

ADJACENT HEADER WIDTHS	DIM A	DIM B
20MM/20MM	2.00	20.00
22MM/22MM	4.00	22.00
20MM/22MM	3.00	21.00

	title AirMax VS VERT RECPT ASSY PRESS-FIT, 150 POSITION, 20mm	dwg no 10016537	Rev. G
	catalog no -	CUSTOMER	sheet 2 of 4

1

2

3

4

A

B

C

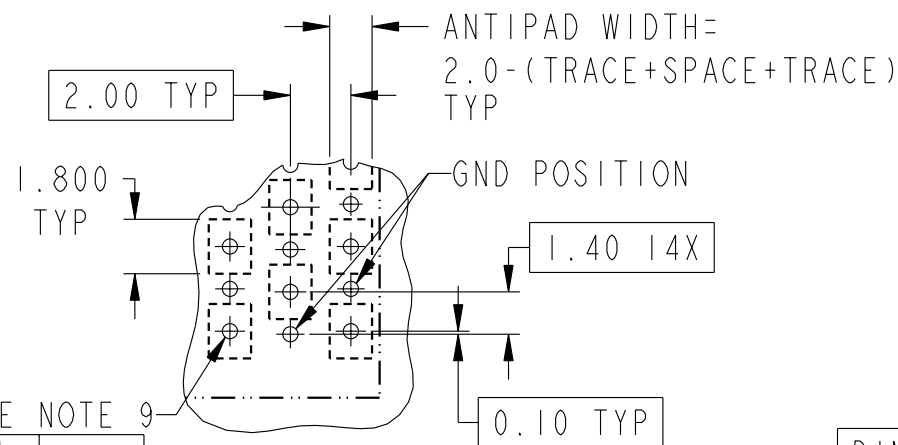
D

A

B

C

D

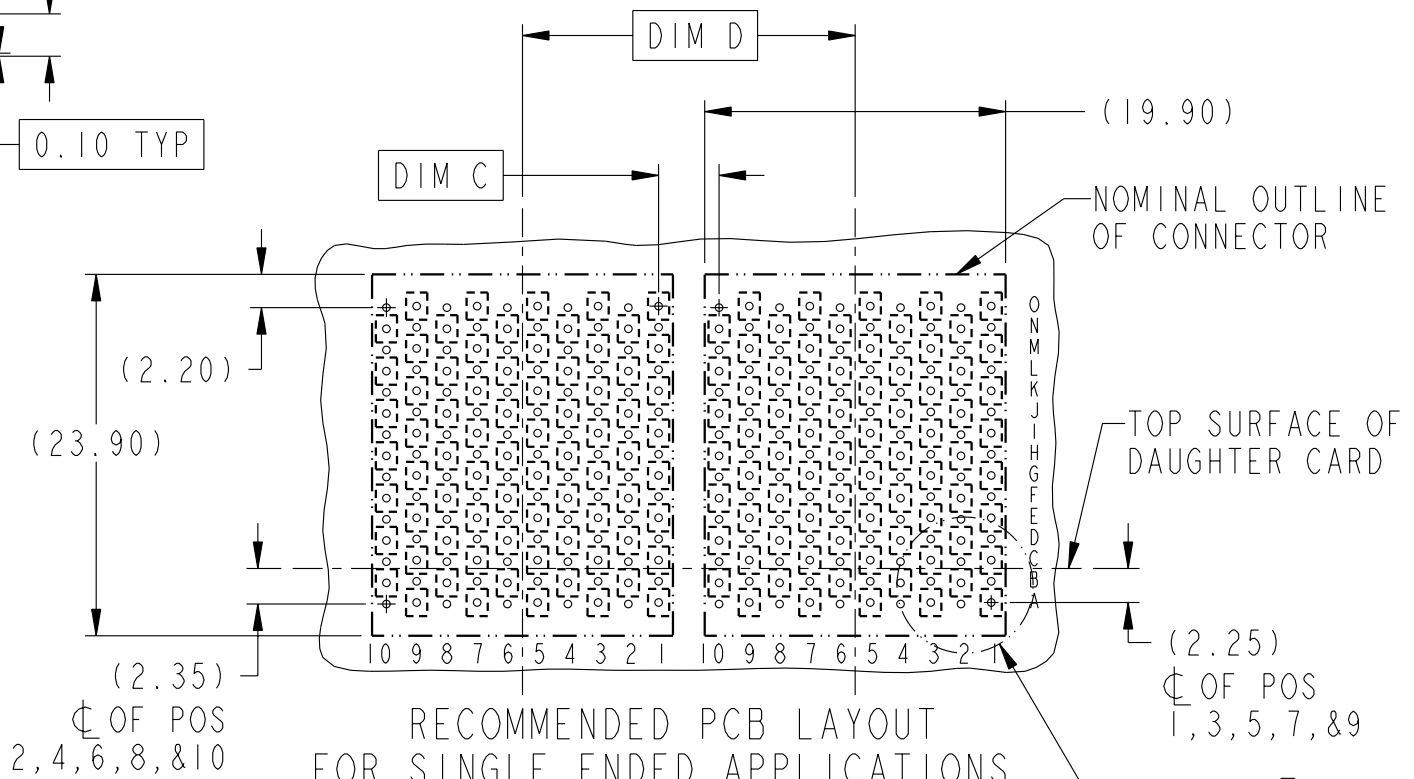


SEE NOTE 9

ϕ	0.10
--------	------

ALL HOLES

DETAIL B
SCALE 4:1



RECOMMENDED PCB LAYOUT
FOR SINGLE ENDED APPLICATIONS,
COMPONENT SIDE
(TWO ADJACENT FOOTPRINTS SHOWN)
NOTES 6 & 7

ADJACENT HEADER WIDTHS	DIM C	DIM D
20MM/20MM	2.00	20.00
22MM/22MM	4.00	22.00
20MM/22MM	3.00	21.00

	title AirMax VS VERT RECPT ASSY PRESS-FIT, 150 POSITION, 20mm	dwg no 10016537	Rev. G
	catalog no -	CUSTOMER	sheet 3 of 4



Copyright FCI.

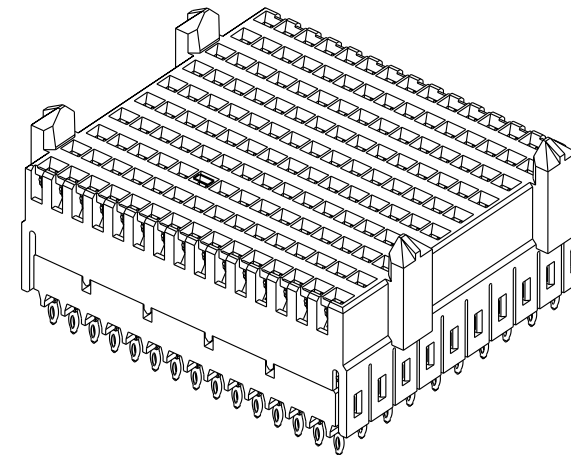
1

2

3

4

PART NUMBER	PRESS-FIT TAIL PLATING TYPE
10016537-101	TIN LEAD ALLOY OVER NICKEL
10016537-101LF	TIN OVER NICKEL (LEAD FREE)



NOTES:

1. CONNECTOR MATERIALS:
HOUSING & RETAINER: HIGH TEMP THERMOPLASTIC, NATURAL, UL94V-0
IMLA PLASTIC: HIGH TEMP THERMOPLASTIC, BLACK, UL94V-0
CONTACT: COPPER ALLOY
2. CONTACT PLATING:
SEPARABLE INTERFACE: PERFORMANCE-BASED PLATING, QUALIFIED TO MEET THE REQUIREMENTS OF FCI PRODUCT SPECIFICATION GS-12-239, INCLUDING TELCORDIA GR-1217-CORE (November 1995) CENTRAL OFFICE TEST SEQUENCE.

PRESS-FIT TAILS: SEE TABLE
3. PRODUCT SPECIFICATION: GS-12-239
4. APPLICATION SPECIFICATION: GS-20-035
5. PRODUCT MARKING, (PART NUMBER & LOT CODE), ON THIS SURFACE
6. REFER TO CUSTOMER DRAWING 10035911 FOR INFORMATION REGARDING PCB LAYOUT OF POWER AND GUIDE MODULES RELATIVE TO SIGNAL MODULES
7. POSITIONS F & L OF ODD NUMBERED COLUMNS AND POSITIONS G & M OF EVEN NUMBERED COLUMNS CORRESPOND TO EARLY MATE HEADER PINS
8. THERE IS NO GROUND BUSSING WITHIN THE CONNECTOR SYSTEM
9. REFER TO CUSTOMER DRAWING 10045979 FOR INFORMATION ON PCB HOLE DIAMETERS AND PLATING OPTIONS.
10. THIS PRODUCT MEETS EUROPEAN UNION DIRECTIVES AND OTHER COUNTRY REGULATIONS AS DESCRIBED IN GS-22-008.
11. THE HOUSING WILL WITHSTAND EXPOSURE TO 260°C PEAK TEMPERATURE FOR 40 SECONDS IN A CONVECTION, INFRA-RED OR VAPOR PHASE REFLOW OVEN.
12. PACKAGING MEETS GS-14-920 LEAD FREE LABELING SPECIFICATION.



Copyright FCI.

	title AirMax VS VERT RECPT ASSY PRESS-FIT, 150 POSITION, 20mm	dwg no 10016537	Rev. G
	catalog no -	CUSTOMER	sheet 4 of 4

2