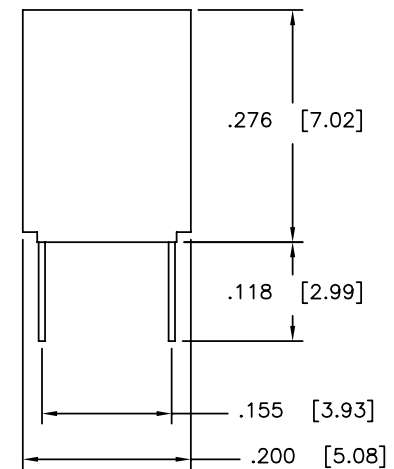
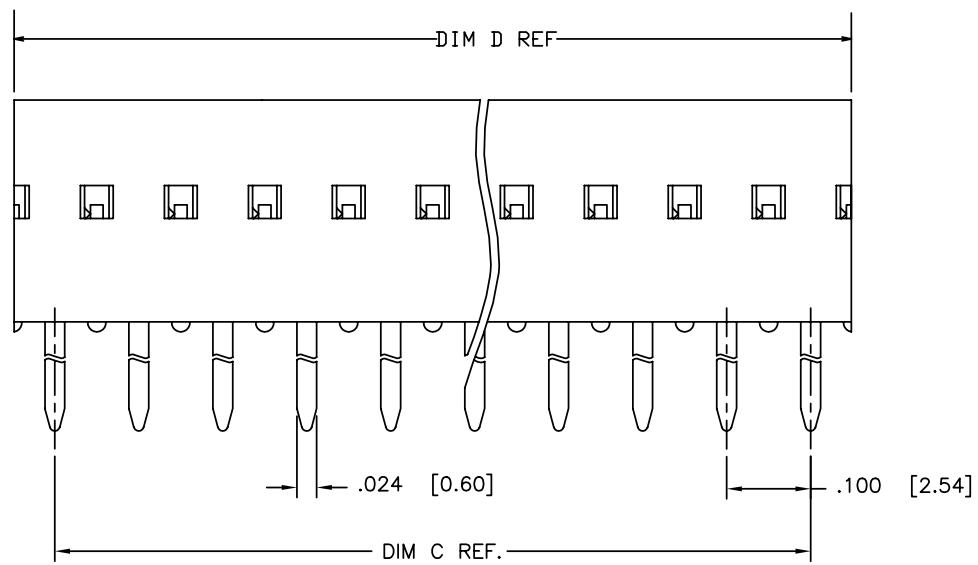
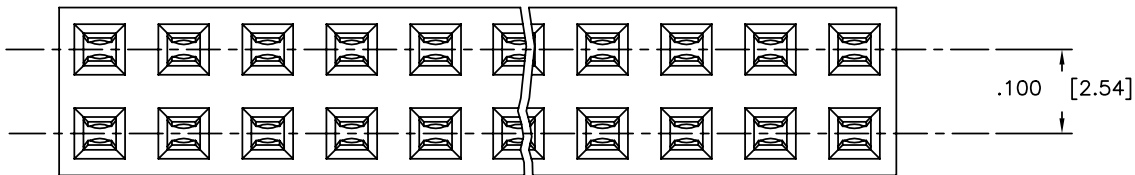


PRODUCT NUMBER
SEE TABLE

68682 - XXX - LF

- LEAD FREE OPTION
- PACKAGING OPTION. OMIT IF NOT REQUIRED
- NO OF POSITIONS PER ROW
- PLATING CODE
- BASE PART NUMBER



mat'l. code				surface		tolerance		projection		product family	
-				ISO 1302 ✓		ISO 406 ISO 1101				DUBOX	
ltr	ecn no	dr	date	tolerances unless otherwise specified					title		
T	N-005184	SH	2011-08-18	angles	linear	$\pm .01 / \pm 0.3$ $\pm .005 / \pm 0.13$ $\pm .0020 / \pm 0.051$		INCH/MM		DUBOX DBL. ROW DBL. ENTRY VERT. CARD CONN. ASS'Y.	
U	ELX-N-13980	DCS	2013-01-28	0° ± 2°				scale 4:1		dwg no	
V	ELX-N-14177	DCS	2013-03-04							sheet 1 of 3 size	
P	M06-0433	MN	06/17/08	dr	S. RAMP	02/25/91				68682 A3	
R	M09-0121	MHT	7/24/09	enr	M. HAHN	02/25/91				type Product Customer Drawing	
S	M09-0124	MHT	9/07/09	chr	M. HAHN	02/25/91					
sheet	revision	V	V	V							
index	sheet	1	2	3							

PRODUCT NO NOTE 8	PLATING CONTACT AREA MIN NOTE 11	PLATING SOLDER TAIL
68682-2XX	15u" / .38u Au DR GXT, OVER 50u" / 1.27 Ni	100μ" / 160μ" SN 2.54μ" / 4.06μ"
68682-3XX	30u" / .76u Au DR GXT, OVER 50u" / 1.27 Ni	100μ" / 160μ" SN 2.54μ" / 4.06μ"
68682-4XX	100μ" / 160μ" SN	100μ" / 160μ" SN 2.54μ" / 4.06μ"
68682-5XX	50u" / 1.27u Au OVER 50u" / 1.27 Ni	100μ" / 160μ" SN 2.54μ" / 4.06μ"
68682-6XX	30u" / .76u Au DR GXT, OVER 50u" / 1.27 Ni	100μ" / 160μ" SN 2.54μ" / 4.06μ"
68682-8XX	30u" / .76u Au OVER 50u" / 1.27 Ni	100μ" / 160μ" SnPb 2.54μ" / 4.06μ"

NOTES:

- 1 MATERIAL TERMINAL: PHOSPHOR BRONZE.
- 2 RECOMMENDED APPLICATION DATA:
 - A. RECOMMENDED HOLE PATTERN IS SHOWN IN FIGURE A.
 - B. ALL MATING PINS TO BE .025/.64 SQUARE ON TRUE CENTER OF GIVEN TERMINAL SPACINGS WITHIN .015/.38 DIA
 - C. SUGGESTED MATING PIN LENGTH .210±.020/5.33±.51
 - D. TERMINALS CAN ONLY BE USED FOR PC BOARD WITH NON PLATED THROUGH HOLES.
 - E. RECOMMENDED PC BOARD THICKNESS: .062/1.58
- ③ MATERIAL HOUSING: PPS FILLED, COLOR BLACK, FLAME RETARDANT PER UL-94V-0.
PART WILL WITHSTAND EXPOSURE TO 260° C PEAK TEMPERATURE FOR 20 SECONDS IN WAVE SOLDER, INFRA-RED OR VAPOR PHASE SOLDER PROCESS.
- ④ FCI, FCI FINAL PART NUMBER AND DATE CODE TO BE MARKED ON TUBE LABEL.
- ⑤ PREPLATED, STAMPED TERMINALS.
- ⑥ PART NUMBER WITH SUFFIX "U" IS FOR SAWING PURPOSES ONLY.
7. STANDARD TUBE PACKAGE PER BUS-14-097/3.
- ⑧ ADD LF SUFFIX AT THE END OF PART NUMBER FOR LEAD FREE OPTION.
9. THIS PRODUCT MEETS EUROPEAN UNION DIRECTIVES AND OTHER COUNTRY REGULATION AS DESCRIBED IN GS-22-008.
- ⑩ "THIS PRODUCT HAS 100% TIN PLATING IN THE INTERFACE AND HAS NOT BEEN TESTED FOR WHISKER GROWTH IN ALL INTERCONNECT ENVIRONMENTS".

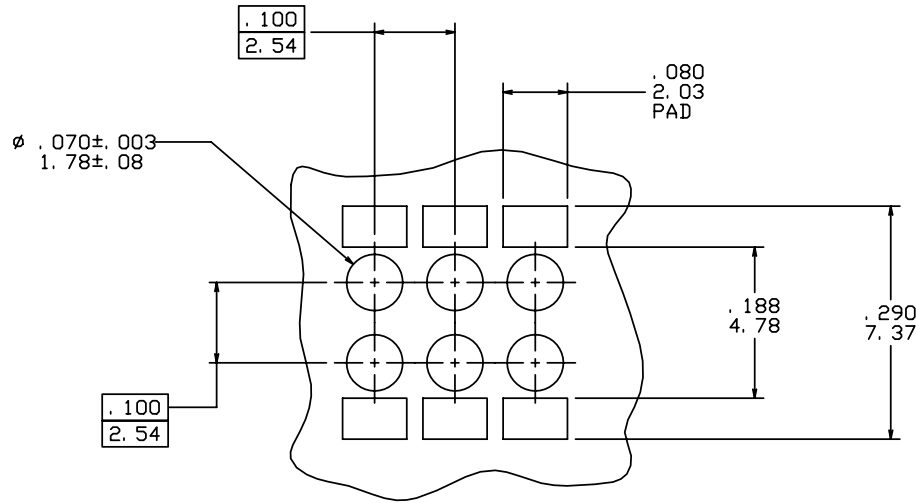


FIGURE A

mat'l. code		surface		tolerance		projection		product family	
-		ISO 1302 ✓		ISO 406 ISO 1101				DUBOX	
ltr		ecn no		dr		date		title	
v								DUBOX DBL. ROW DBL. ENTRY VERT. CARD CONN. ASS'Y.	
				angles		linear		INCH/MM	
				0°±2'		.XXX±.01/.XXX±.03 .XXX±.005/.XXX±.013 .XXX±.0020/.XXX±.051		scale 4:1	
		dr		S. RAMP		02/25/91		dwg no	
		enr		M. HAHN		02/25/91		sheet 2 of 3	
		chr		M. HAHN		02/25/91		68682	
		appd		M. HAHN		02/25/91		A3	
sheet index		revision sheet						type Product Customer Drawing	

PRODUCT NO	NO. OF POSITION	DIM C	DIM D	LF OPTION
68682-Y02	2 X 2	. 100/2. 54	. 217/5. 51	NOTE 8
-Y03	2 X 3	. 200/5. 08	. 317/8. 05	
-Y04	2 X 4	. 300/7. 62	. 417/10. 59	
-Y05	2 X 5	. 400/10. 16	. 517/13. 13	
-Y06	2 X 6	. 500/12. 70	. 617/15. 67	
-Y07	2 X 7	. 600/15. 24	. 717/18. 21	
-Y08	2 X 8	. 700/17. 78	. 817/20. 75	
-Y09	2 X 9	. 800/20. 32	. 917/23. 29	
-Y10	2 X 10	. 900/22. 86	1. 017/25. 83	
-Y11	2 X 11	1. 000/25. 40	1. 117/28. 37	
-Y12	2 X 12	1. 100/27. 94	1. 217/30. 91	
-Y13	2 X 13	1. 200/30. 48	1. 317/33. 45	
-Y14	2 X 14	1. 300/33. 02	1. 417/35. 99	
-Y15	2 X 15	1. 400/35. 56	1. 517/38. 53	
-Y16	2 X 16	1. 500/38. 10	1. 617/41. 07	
-Y17	2 X 17	1. 600/40. 64	1. 717/43. 61	
-Y18	2 X 18	1. 700/43. 18	1. 817/46. 15	
-Y19	2 X 19	1. 800/45. 72	1. 917/48. 69	
-Y20	2 X 20	1. 900/48. 26	2. 017/51. 23	
-Y21	2 X 21	2. 000/50. 80	2. 117/53. 77	
-Y22	2 X 22	2. 100/53. 34	2. 217/56. 31	
-Y23	2 X 23	2. 200/55. 88	2. 317/58. 85	
-Y24	2 X 24	2. 300/58. 42	2. 417/61. 39	
-Y25	2 X 25	2. 400/60. 96	2. 517/63. 93	
-Y26	2 X 26	2. 500/63. 50	2. 617/66. 47	
-Y27	2 X 27	2. 600/66. 04	2. 717/69. 01	
-Y28	2 X 28	2. 700/68. 58	2. 817/71. 55	
-Y29	2 X 29	2. 800/71. 12	2. 917/74. 09	
-Y30	2 X 30	2. 900/73. 66	3. 017/76. 63	
-Y31	2 X 31	3. 000/76. 20	3. 117/79. 17	
-Y32	2 X 32	3. 100/78. 74	3. 217/81. 71	
-Y33	2 X 33	3. 200/81. 28	3. 317/84. 25	
-Y34	2 X 34	3. 300/83. 82	3. 417/86. 79	
68682-Y35	2 X 35	3. 400/86. 36	3. 517/89. 33	

PRODUCT NO	NO. OF POSITION	DIM C	DIM D	LF OPTION
68682-Y36	2 X 36	3. 500/88. 90	3. 617/91. 87	NOTE 8
-Y37	2 X 37	3. 600/91. 44	3. 717/94. 41	
-Y38	2 X 38	3. 700/93. 98	3. 817/96. 95	
-Y39	2 X 39	3. 800/96. 52	3. 917/99. 49	
-Y40	2 X 40	3. 900/99. 06	4. 017/102. 03	
-Y41	2 X 41	4. 000/101. 60	4. 117/104. 57	
-Y42	2 X 42	4. 100/104. 14	4. 217/107. 11	
-Y43	2 X 43	4. 200/106. 68	4. 317/109. 65	
-Y44	2 X 44	4. 300/109. 22	4. 417/112. 19	
-Y45	2 X 45	4. 400/111. 76	4. 517/114. 73	
-Y46	2 X 46	4. 500/114. 30	4. 617/117. 27	
-Y47	2 X 47	4. 600/116. 84	4. 717/119. 81	
-Y48	2 X 48	4. 700/119. 38	4. 817/122. 35	
-Y49	2 X 49	4. 800/121. 92	4. 917/124. 89	
68682-Y50	2 X 50	4. 900/124. 46	5. 017/127. 43	
68682-Y50U	2 X 50	4. 900/124. 46	5. 017/127. 43	

NOTE 8

SEE NOTE 6

NOTE 8

mat'l. code		surface		tolerance		projection		product family	
-		ISO 1302 ✓		ISO 406				DUBOX	
				ISO 1101					
ltr	ecn	no	dr	date	tolerances unless otherwise specified			title	
v					angles	linear		DUBOX DBL. ROW DBL. ENTRY	
					0°±2'	.XXX±.01/.XXX±.03 .XXX±.005/.XXX±.013 .XXX±.0020/.XXX±.0051	INCH/MM	VERT. CARD CONN. ASS'Y.	
					dr	S. RAMP	02/25/91	dwg no	
					enrg	M. HAHN	02/25/91	sheet 3 of 3 size	
					chr	M. HAHN	02/25/91	68682 A3	
					appd	M. HAHN	02/25/91	type Product Customer Drawing	
sheet	revision								
index	sheet								