

NOTES:

1. MATERIALS AND FINISHES:
 BODY - BRASS, NICKEL PLATING
 CONTACT PIN - PHOSPHOR BRONZE, GOLD PLATING
 INSULATOR - PTFE, NATURAL
 LOCK RING - BRASS, GOLD PLATING
 FERRULE - BRASS, NICKEL PLATING

2. ELECTRICAL:
 A. IMPEDANCE: 75 OHM
 B. FREQUENCY RANGE: DC - 12 GHz
 C. RETURN LOSS (VSWR): 25 dB (1.22) DC-6 GHz
 20 dB (1.43) 6-12 GHz
 D. DIELECTRIC WITHSTANDING VOLTAGE: 1500 VRMS, MIN.

3. MECHANICAL:
 A. DURABILITY: 500 CYCLES MIN.
 B. TEMPERATURE RANGE: -30°C TO +85°C

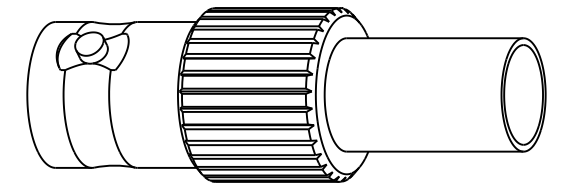
4. CRIMPED FERRULE
 HEX. CRIMP SIZE .255"

5. CRIMPED CONTACT PIN
 SQ. CRIMP SIZE .042"

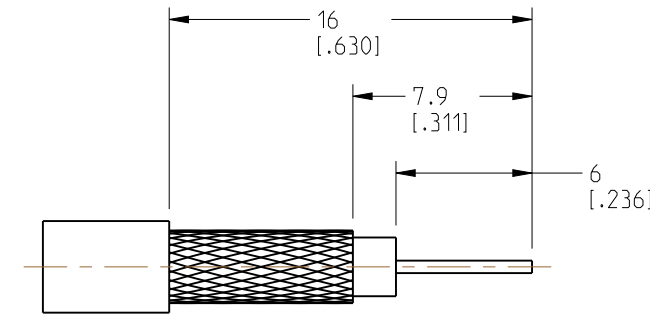
6. SHOWS CABLE ENTRY DIMENSIONS

7. PACKAGING:
 A. QUANTITY: SINGLE PACK
 B. BAG TO BE MARKED: AMPHENOL RF
 31-70573-12G
 YYWW

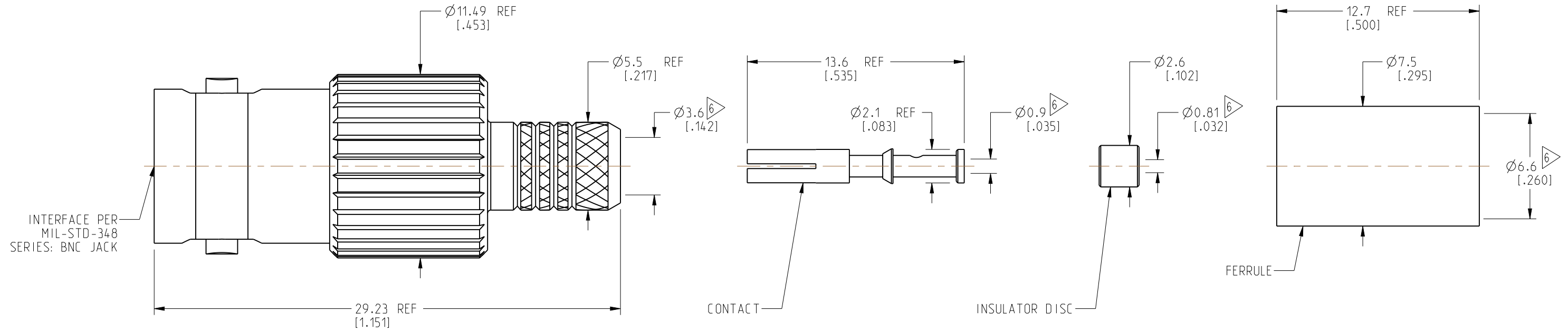
REVISIONS				
REV	DESCRIPTION	DATE	ECN	BY
A	RELEASE TO MFG.	07-DEC-20	--	SV



SCALE 2.000



RECOMMENDED
 CABLE STRIPPING DIMENSIONS



CUSTOMER OUTLINE DRAWING

ALL OTHER SHEETS ARE FOR INTERNAL USE ONLY

NOTICE: These drawings, specifications, or other data (1) are, and remain the property of Amphenol corp. (2) must be returned upon request; and (3) are confidential and not to be disclosed to any person other than those to whom they are given by Amphenol Corp. The furnishing of these drawings, specifications, or other data by Amphenol Corp., or to any other person to anyone for any purpose is not to be regarded by implication or otherwise in any manner licensing, granting rights to permitting such holder or any other person to manufacture, use or sell any product, process or design, patented or otherwise, that may in any way be related to or disclosed by said drawings, specifications, or other data.

UNLESS OTHERWISE SPECIFIED
 DIMENSIONS ARE METRIC (INCHES) AND TOLERANCES ARE:
 <0.5mm = ±0.05mm [$<0.020 = \pm 0.002$]
 >0.5 - 6mm = ±0.1mm [$>0.020 - 0.236 = \pm 0.004$]
 >6.00 - 30mm = ±0.2mm [$>0.236 - 1.181 = \pm 0.008$]
 >30.00 - 120mm = ±0.3mm [$>1.181 - 4.725 = \pm 0.012$]
 ANGLES = ±1°

MATERIAL
 SEE NOTES

TITLE
 BNC CRIMP JACK
 FOR BELDEN 4505P
 CABLE

Amphenol RF		SIZE	DRAWING NO. 31-70573-12G	REV A
			ITEM NO. 31-70573-12G	
B		PART NO. 31-70573-12G		

THIRD ANGLE PROJ.

REFERENCE 31-70543-12G EAR# 9699

ENGINEER S.VO

DATE 07-DEC-20

SHEET NO. 2 OF 2

SCALE: 4.0:1.0