



- 10/100 Base-T for Ethernet applications
- Impedance: 100OHMS
- Transmit open circuit inductance (OCL): 350uH (MIN) @100KHZ,0.1VRMS with 8mA DC Bias
- RJ45 jack cavity conforms to FCC rules and regulations Part 68, SUB Part F
- Industrial operating temp: -40°C to +85°C



Electrical Specifications @ 25°C

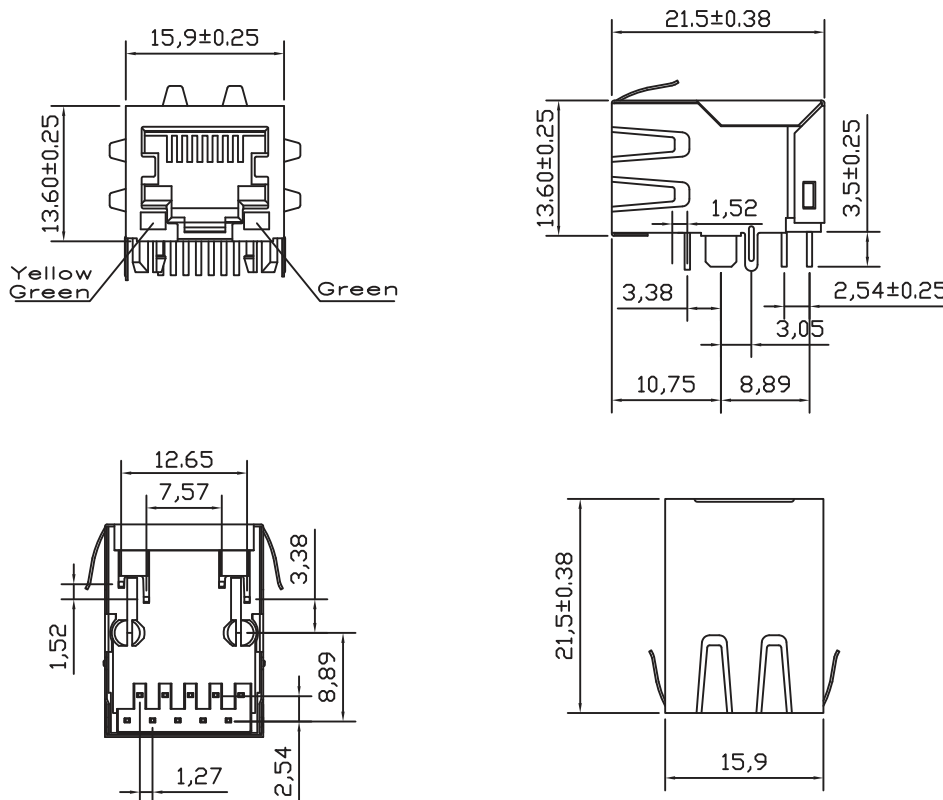
Part Number	OCL(uH Min) @ 100kHz, 0.1V With 8mA DC Bias	Turns Ratio chip: cable (± 2%)	Cross Talk (dB Min)				HI-POT 1.0mA (V)	
			0.5-10MHz	30MHz	50MHz	100MHz	without capacitance	with capacitance
AR11-4183I	350	1CT:1CT	-50	-40	-35	-30	1500 AC	2250 DC


Electrical Specifications @ 25°C

Part Number	Insertion Loss (dB Max)		Return Loss (dB Min) @ Load 100 Ohm					CMR (dB Min)
	1-100MHz	100-125 MHz (10/100/100)	1-30MHz	30-50MHz	60MHz	60-80MHz	80-100MHz (10/100/1000)	1-100MHz
AR11-4183I	-1.0	-1.2	-18	-16	-14	-12	-10	-30

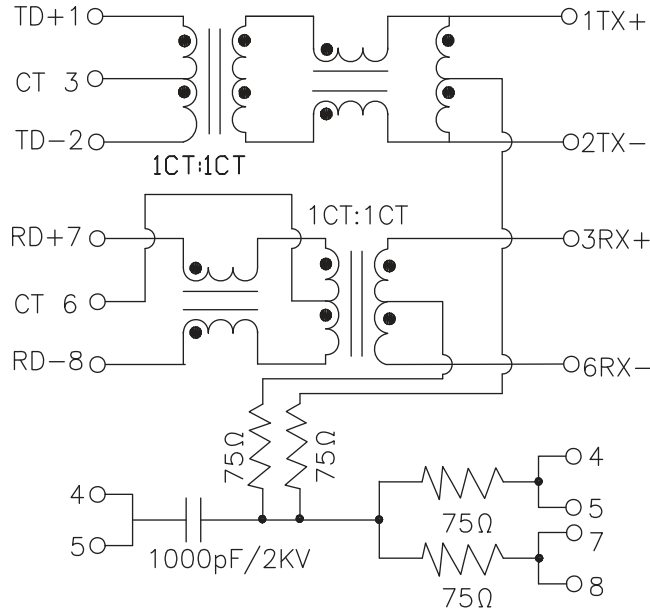
All specifications subject to change without notice.

MECHANICAL





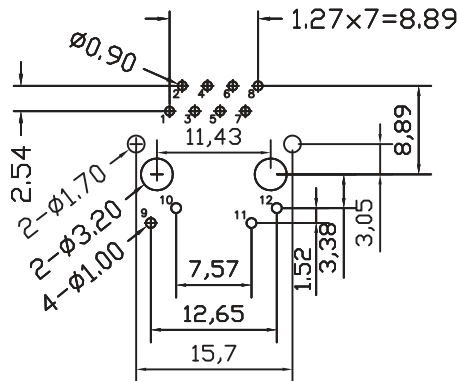
SCHEMATICS



Standard LED	Wavelength	Forward*V(MAX)	TYP	Wavelength
Green	565nm	2.5v	2.2v	605nm
Yellow	585nm	2.5v	2.1v	591nm

With a forward current of 20mA

PCB LAYOUT



NOTES

- Shield- 0.20mm THICKNESS BRASS C2680 H. PLATING NICKEL 20u" Min.
- Housing- Standard Material Nylon66, Glass filled Polyester UL94V-0 Standard Color Black.
- RJ Terminal- Plastic: Nylon66, UL94V-0, Standard Color Black.
Pin: 0.35mm Thickness Phos-Bronze C5210 EH. Plating: Nickel 40u"-60u" for all and Sn 100%, and 15u" Gold Plating.
- Input Terminal: Plastic Nylon66, Glass Filled, UL94V-0, Standard Color Black.
Pin: 0.35mm Thickness SUS430. Plating: Nickel 40u" Min for all and Sn 100%.