
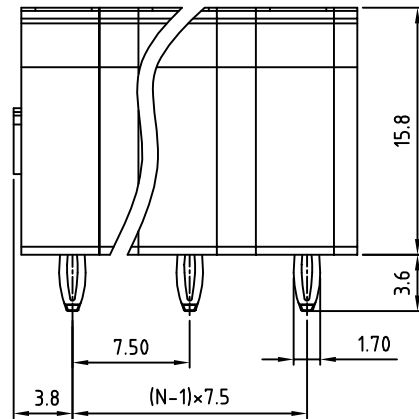
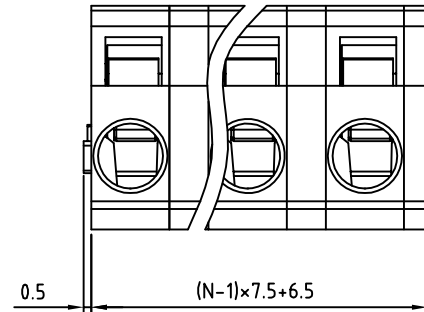


SIGN	DATE	DESCRIPTION	APPROVER

THIS IS CAD DRAWING, DO NOT REVISE MANUALLY!!!



Material

- Terminal body (Contact pin): Brass
- Wire guard: Stainless steel
- Surface of solder tail: Tin plated
- Insulator (housing): Thermoplastic (UL94V-0)

Electrical

- Voltage rating: 250VAC
- Current rating: 8A
- Wire range:
 - Solid wire(AWG): 12-28
 - Stranded wire(AWG): 12-28
- Wire strip length: 6-7mm
- Withstanding Voltage: 1.5KV
- Operating temperature: -30°C to +105°C
- Soldering temperature: 250°C±10°C/5 Sec
- Safety approval: us

RoHS Compliant

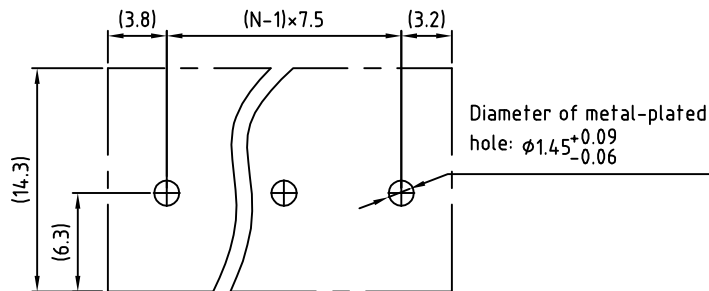
PART NUMBER:

OSTHMXX9081

No. of Poles
 02: 2 Poles
 :
 :
 12: 12 Poles

COLOR
 0: Black
 5: Green
 6: Blue
 8: Grey (Standard)

N=Number of contacts



P.C.B LAYOUT

THESE DRAWINGS AND SPECIFICATIONS ARE THE PROPERTY OF ON-SHORE TECHNOLOGY, INC. AND SHALL NOT BE REPRODUCED, COPIED OR USED IN ANY MANNER WITHOUT THE PRIOR WRITTEN CONSENT OF ON-SHORE TECHNOLOGY, INC.



TITLE		OSTHM 7.5 mm Series Press fit	
PART NO.	OSTHMXX9081	DWG NO.	OSTHMXX9081.DWG
APPROVED	CHECKED	DESIGNED	DRAWN
Shi jun 2006.11.01	Marvin 2006.06.26	Marvin 2006.06.26	Marvin 2006.06.26
SHEET: 01/01		REV: D	
UNIT: mm		Tolerance	
SCALE: NONE		X. ±0.50	
REV: D		X.X ±0.30	
		X.XX ±0.10	
		X° ±1°	