

## Panel feed-through terminal block - VDFK 6/K-DP - 0711043

Please be informed that the data shown in this PDF Document is generated from our Online Catalog. Please find the complete data in the user's documentation. Our General Terms of Use for Downloads are valid (<http://download.phoenixcontact.com>)



Panel feed-through terminal block, Connection method: Screw connection, Solder connection, Load current : 57 A, Cross section: 0.2 mm<sup>2</sup> - 10 mm<sup>2</sup>, AWG 24 - 10, Connection direction of the conductor to plug-in direction: 0 °, Width: 10 mm, Color: gray

The illustration shows version VDFK 6/K in gray

### Product Features

- ✓ Easy fixing using plastic knurled nut or quick mounting wedge
- ✓ Touch-proof insulating housing
- ✓ Spacer plates increase air and creepage distances
- ✓ Terminal blocks can be grouped
- ✓ Universal screw connection with screw locking
- ✓ Strain relief can be snapped on as an option



### Key commercial data

Packing unit	1 1
Weight per Piece (excluding packing)	8.28 GRM
Custom tariff number	85369010
Country of origin	Poland

### Technical data

#### General

Number of levels	1
Number of connections	2
Color	gray
Insulating material	PA
Inflammability class according to UL 94	V0
Rated surge voltage	6 kV
Pollution degree	3

# Panel feed-through terminal block - VDFK 6/K-DP - 0711043

## Technical data

### General

Surge voltage category	III
Insulating material group	I
Connection in acc. with standard	IEC 60947-7-1
Nominal current $I_N$	41 A
Nominal voltage $U_N$	500 V
Open side panel	nein
Number of positions	1

### Dimensions

Width	10 mm
-------	-------

### Connection data

Connection side	Outside
Connection method	Screw connection
Conductor cross section solid min.	0.2 mm <sup>2</sup>
Conductor cross section solid max.	10 mm <sup>2</sup>
Conductor cross section stranded min.	0.2 mm <sup>2</sup>
Conductor cross section stranded max.	6 mm <sup>2</sup>
Conductor cross section AWG/kcmil min.	24
Conductor cross section AWG/kcmil max.	8
Conductor cross section stranded, with ferrule without plastic sleeve min.	0.25 mm <sup>2</sup>
Conductor cross section stranded, with ferrule without plastic sleeve max.	6 mm <sup>2</sup>
Conductor cross section stranded, with ferrule with plastic sleeve min.	0.25 mm <sup>2</sup>
Conductor cross section stranded, with ferrule with plastic sleeve max.	6 mm <sup>2</sup>
2 conductors with same cross section, solid min.	0.2 mm <sup>2</sup>
2 conductors with same cross section, solid max.	4 mm <sup>2</sup>
2 conductors with same cross section, stranded min.	0.2 mm <sup>2</sup>
2 conductors with same cross section, stranded max.	4 mm <sup>2</sup>
2 conductors with same cross section, stranded, ferrules without plastic sleeve, min.	0.25 mm <sup>2</sup>
2 conductors with same cross section, stranded, ferrules without plastic sleeve, max.	2.5 mm <sup>2</sup>
2 conductors with same cross section, stranded, TWIN ferrules with plastic sleeve, min.	0.5 mm <sup>2</sup>
2 conductors with same cross section, stranded, TWIN ferrules with plastic sleeve, max.	4 mm <sup>2</sup>
Stripping length	9 mm
Internal cylindrical gage	A5
Screw thread	M4
Tightening torque, min	1.5 Nm

# Panel feed-through terminal block - VDFK 6/K-DP - 0711043

## Technical data

### Connection data

Tightening torque max	1.8 Nm
Connection side	Inside
Connection method	Solder connection

## Classifications

### eCl@ss

eCl@ss 4.0	27141131
eCl@ss 4.1	27141131
eCl@ss 5.0	27141134
eCl@ss 5.1	27141134
eCl@ss 6.0	27141134
eCl@ss 7.0	27141134
eCl@ss 8.0	27141134

### ETIM

ETIM 2.0	EC001283
ETIM 3.0	EC001283
ETIM 4.0	EC001283
ETIM 5.0	EC001283

### UNSPSC

UNSPSC 6.01	30211811
UNSPSC 7.0901	39121410
UNSPSC 11	39121410
UNSPSC 12.01	39121410
UNSPSC 13.2	39121410

## Approvals

### Approvals

---

#### Approvals

CSA / UL Recognized / KEMA-KEUR / cUL Recognized / IECCEB Scheme / GOST / GOST / cULus Recognized

---

#### Ex Approvals


---

# Panel feed-through terminal block - VDFK 6/K-DP - 0711043


## Approvals

Approvals submitted


### Approval details

CSA 


	B	C	D
mm <sup>2</sup> /AWG/kcmil	26-8	26-8	26-8
Nominal current I <sub>N</sub>	50 A	50 A	10 A
Nominal voltage U <sub>N</sub>	300 V	150 V	300 V

UL Recognized 

	B	C	D
mm <sup>2</sup> /AWG/kcmil	26-8	26-8	26-8
Nominal current I <sub>N</sub>	50 A	50 A	10 A
Nominal voltage U <sub>N</sub>	300 V	150 V	300 V

KEMA-KEUR 

mm <sup>2</sup> /AWG/kcmil	6
Nominal current I <sub>N</sub>	41 A
Nominal voltage U <sub>N</sub>	500 V

cUL Recognized 

	B	C	D
mm <sup>2</sup> /AWG/kcmil	26-8	26-8	26-8
Nominal current I <sub>N</sub>	50 A	50 A	10 A
Nominal voltage U <sub>N</sub>	300 V	150 V	300 V

# Panel feed-through terminal block - VDFK 6/K-DP - 0711043

## Approvals

IECEE CB Scheme	
mm <sup>2</sup> /AWG/kcmil	6
Nominal current I <sub>N</sub>	41 A
Nominal voltage U <sub>N</sub>	500 V

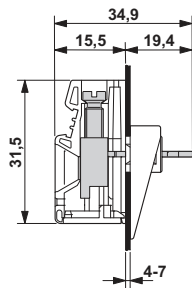
GOST	
------	--

GOST	
------	--

cULus Recognized	
------------------	--

## Drawings

Dimensioned drawing



Dimensioned drawing

