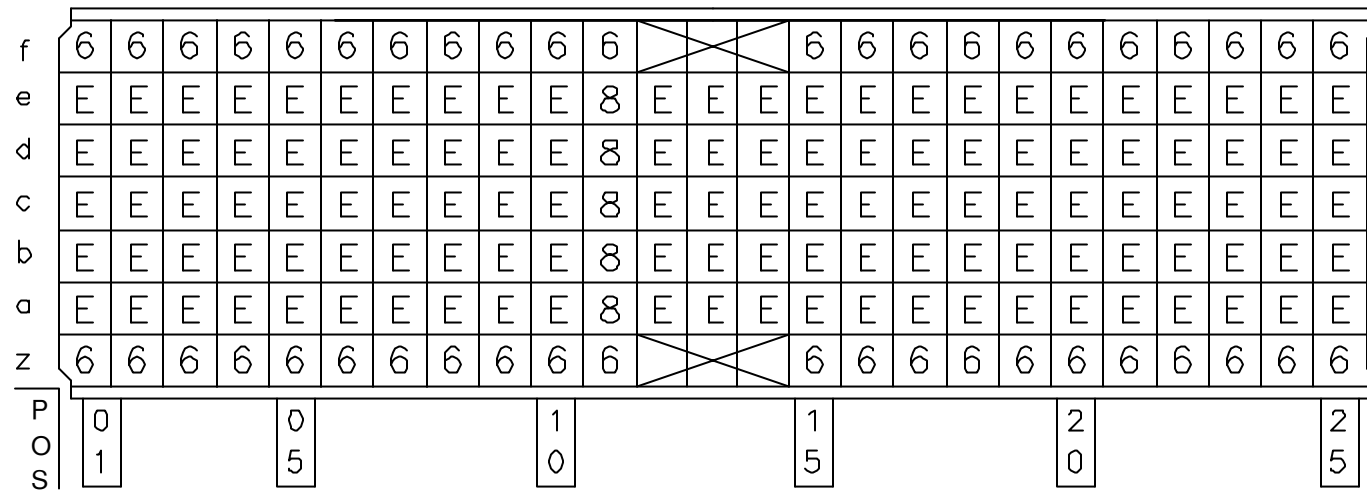
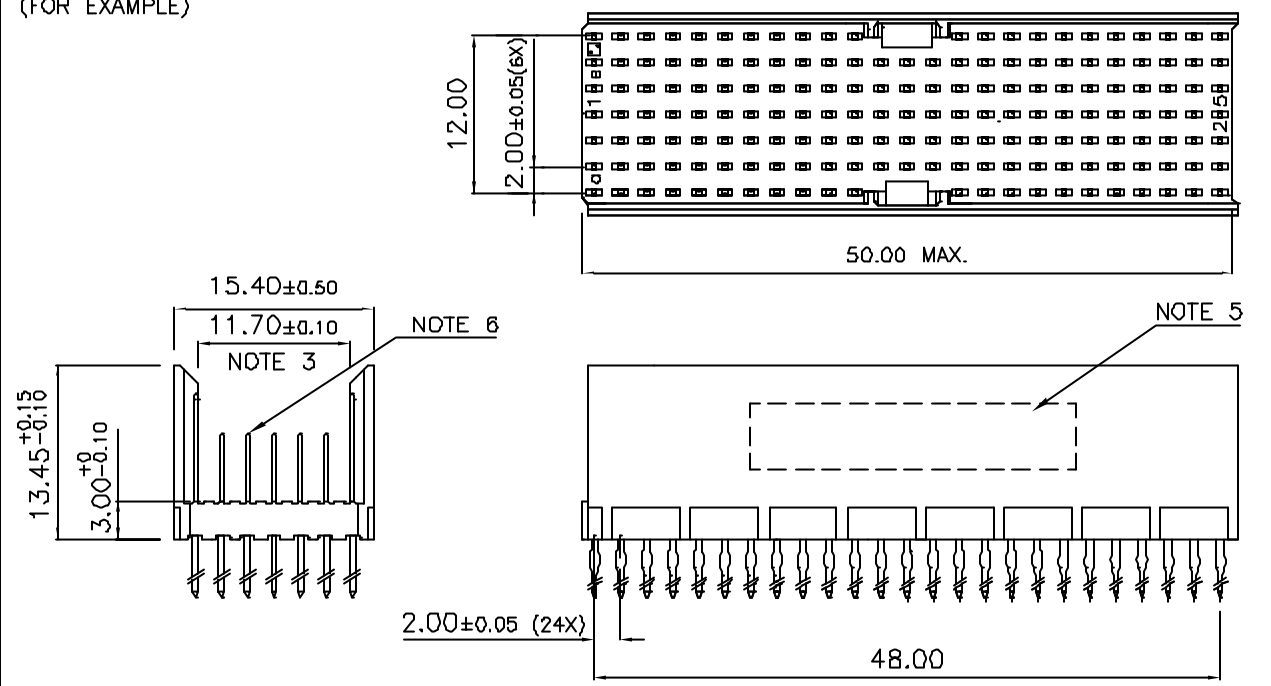


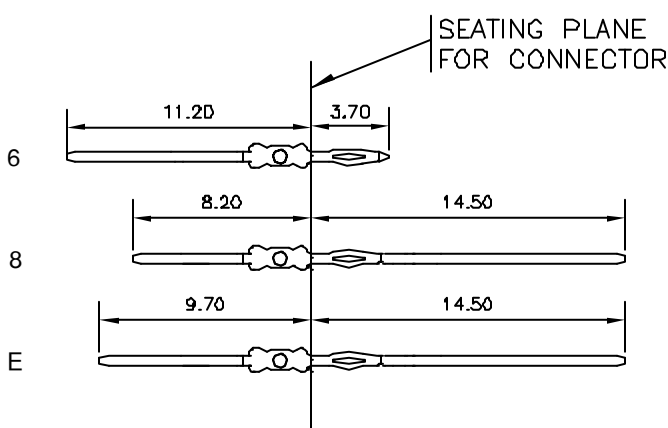
LOADING PATTERN MATING SIDE



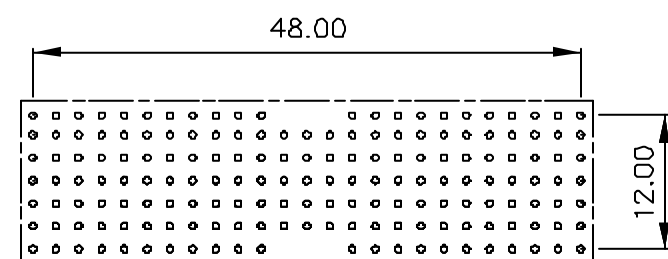
LOADED CONNECTOR ASSEMBLY (FOR EXAMPLE)



CONTACT OVERVIEW



LAY-OUT P.C.B.-HOLE



HM2P65PMH3A1 LEAD FREE INDICATOR : LF = LEAD FREE (DIGIT 15 & 16)
 PLATING CODE (DIGIT 13 AND 14) (REF DRW NO. BS,C , 201844 , 003)

NOTES

1. THIS PRODUCT IS CSA APPROVED.
2. THIS PRODUCT IS UL RECOGNIZED.
3. MEASURED AT THE BOTTOM.
4. MATERIAL CONTACT: PHOSPHORBRONZE
HOUSING: CREAM WHITE GLASS FILLED POLYESTER UL-94V0
5. CONNECTOR PRINTED WITH P/N AND DATE CODE.
6. FOR ACTUAL CONTACT LOADINGS, SEE LOADING PATTERN MATING SIDE.
7. SHAPE OF CONNECTOR HOUSING CAN ALTER DEPENDING ON PRODUCTION LOCATION
8. THE PRODUCT (LF) MEETS EUROPEAN UNION DIRECTIVES AND OTHER COUNTRY REGULATIONS AS DESCRIBED IN GS-22-008
9. FOR RECOMMENDED PTH DIMENSIONS REFER DRAWING : BS, A , 201572 , 001

CATALOG NO: HM2P65PMH3A1----

mat'l. code SEE NOTE 4		surface ISO 1302	tolerance ISO 406 ISO 1101	projection	product family MLLIPACS
ltr	ecn no	dr	date	tolerances unless otherwise specified	title
A	106-0001	MINI	2006-01-04	angles .0±0.2	MPACS 5+2R STR HDR PF CONN TYPE AB
B	106-0141	MINI	2006-08-08	linear .00±0.1	
		dr	MINI K VANDANATH	2006-01-04	scale
		enr	BIJU K PAUL	2006-01-04	
		chr	BIJU K PAUL	2006-08-08	
		appd	BIJU K PAUL	2006-08-08	
sheet index	revision sheet	B	1		dwg no BS, C , 203028, 668 type Product Customer Drawing

FCI
FCIconnect.com
Copyright FCI