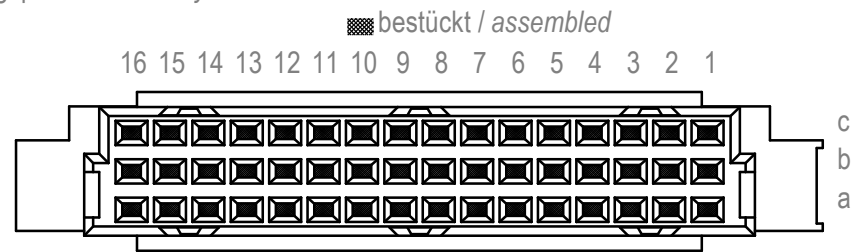
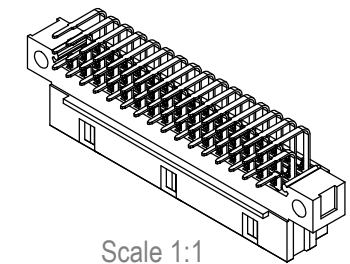
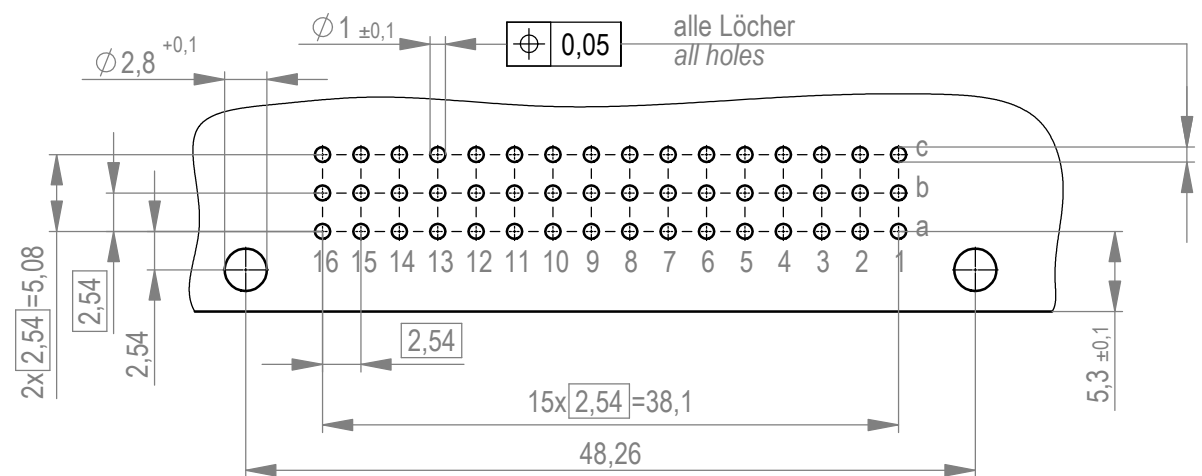


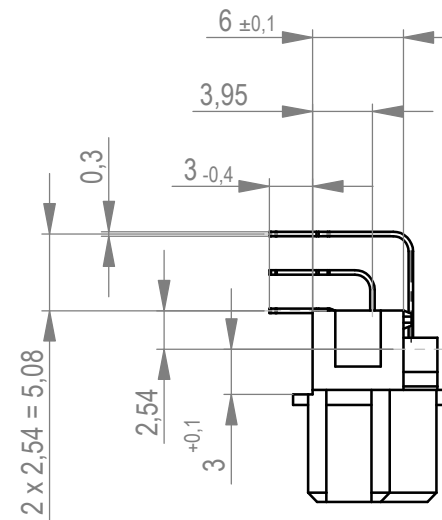
Bestückungsplan / contact layout



Leiterplatten- Lochbild / PCB drillhole pattern



Scale 1:1



Tauchlötanschluss 0,3 x 0,7mm
solder terminal 0,3 x 0,7 mm

Anforderungsstufe 2 = 400 Steckzyklen
performance class 2 = 400 mating cycles

Fehlende Maße und Angaben nach IEC 60 603-2 / DIN EN 60 603-2
Missing information and dimensions per IEC 60 603-2 / DIN EN 60 603-2

Weitergabe sowie Vervielfältigung dieses Dokuments, Verwertung und Mitteilung seines Inhalts sind verboten, soweit nicht ausdrücklich gestattet. Zuwiderhandlungen verpflichten zu Schadenersatz. Alle Rechte für den Fall der Patent-, Gebrauchsmuster- oder Geschmacksmusterertragung vorbehalten. The reproduction, distribution and utilization of this document as well as the communication of its contents to others without express authorization is prohibited. Offenders will be held liable for the payment of damages. All rights reserved in the event of the grant of a patent, utility model or design.

Die deutsche Version dieser Zeichnung dient nur zur Erleichterung der Handhabung. Bei Abweichungen von dem englischen Original gilt das englische Original. The german version of this drawing has been offered for convenience only and may deviate from the english original. In case of any deviation the English version shall prevail.

Dimension no.	Tolerances Dim. for Information ISO 8015	All Dimensions in mm	Scale 2:1	Material
Customer drawing: All rights reserved. Only for Information. To ensure that this is the latest version of this drawing, please contact one of the ERNI companies before using.	Subject to modification without prior notice. Drawing will not be updated.		DIN 41612 / IEC-60603-2 Female Connector R/2 48 Solder Type 7	
b	27.04.2021		ERNI International AG Zürichstrasse 72 8306 Brüttisellen - Zürich Switzerland	1 A3
Index	Date		Class	STVR/2