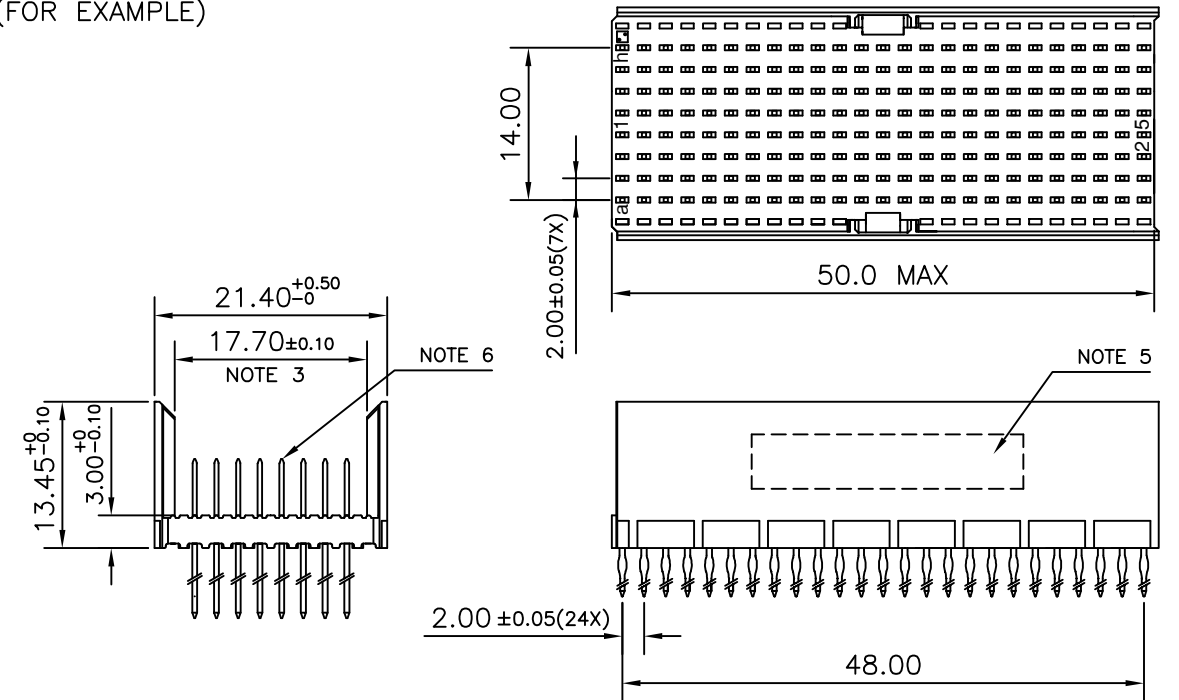


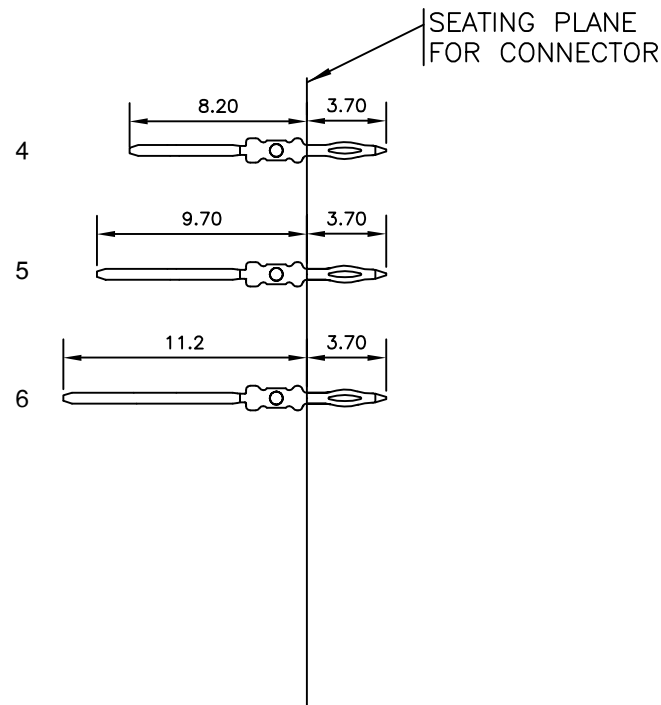
LOADING PATTERN MATING SIDE

y	0	0	0	0	0	0	0	0	0	0	0	0	0	0	0	0	0	0	0	0
h	6	5	5	5	5	5	5	5	5	5	5	5	5	5	5	5	5	5	5	6
g	5	5	5	5	5	5	5	5	5	5	5	5	5	5	5	5	5	5	5	5
f	5	5	5	5	5	5	5	5	5	5	5	5	5	5	5	5	5	5	5	5
e	5	5	5	5	5	5	5	5	5	5	5	5	5	5	5	5	5	5	5	5
d	5	5	5	5	5	5	5	5	5	5	5	5	5	5	5	5	5	5	5	5
c	5	5	5	5	5	5	5	5	5	5	5	5	5	5	5	5	5	5	5	5
b	5	5	5	5	5	5	5	5	5	5	5	5	5	5	5	5	5	5	5	5
a	4	5	5	5	5	5	5	5	5	5	5	5	5	5	5	5	5	5	5	4
z	0	0	0	0	0	0	0	0	0	0	0	0	0	0	0	0	0	0	0	0
P	0	0	0	0	0	0	0	0	0	0	0	0	0	0	0	0	0	0	0	0
S	1	5	10	15	20	25														

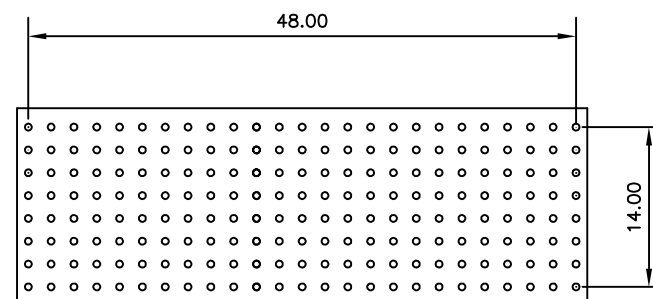
LOADED CONNECTOR ASSEMBLY
(FOR EXAMPLE)



CONTACT OVERVIEW



LAY-OUT P.C.B.-HOLE



HM2P95PDH1M0-
 LEAD FREE INDICATOR : LF = LEAD FREE (DIGIT 15 & 16)
 PLATING CODE (DIGIT 13 AND 14) (REF DRW NO. BS,C , 201844 , 003)

NOTES

- THIS PRODUCT IS CSA APPROVED.
- THIS PRODUCT IS UL RECOGNIZED.
- MEASURED AT THE BOTTOM.
- MATERIAL CONTACT: PHOSPHORBRONZE
HOUSING: CREAM WHITE GLASS FILLED POLYESTER UL-94V0
- CONNECTOR PRINTED WITH P/N AND DATE CODE.
- FOR ACTUAL CONTACT LOADINGS, SEE LOADING PATTERN MATING SIDE.
- SHAPE OF CONNECTOR HOUSING CAN ALTER DEPENDING ON PRODUCTION LOCATION
- THE PRODUCT (LF) MEETS EUROPEAN UNION DIRECTIVES AND OTHER COUNTRY REGULATIONS AS DESCRIBED IN GS-22-008
- FOR RECOMMENDED PTH DIMENSIONS REFER DRAWING : BS, A , 201572 , 001 CATALOG NO. HM2P95PDH1M0- - -

mat'l. code SEE NOTE 4				surface ISO 1302	tolerance ISO 406 ISO 1101	projection MM	product family MLLIPACS	
ltr	ecn no	dr	date	tolerances unless otherwise specified		scale -	title MPACS 8+2R STR HDR PF CONN TYPE DE	
A	104-0103	MNI	2004/ 11/ 13	angles	linear			
B	105-0190	MNI	2005/ 10/ 14	0°±1°				
C	106-0090	MNI	2006/ 06/ 29	dr	MNI K VANDANATH	2004/ 11/ 13	dwg no sheet 1 of 1 size A3	
				enr	BIJU K PAUL	2004/ 11/ 13		
				chr	BIJU K PAUL	2006/ 06/ 29		
				appd	BIJU K PAUL	2006/ 06/ 29		
sheet index	revision sheet	C	1	type Product Customer Drawing				