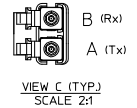
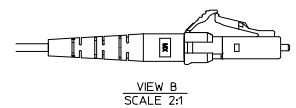
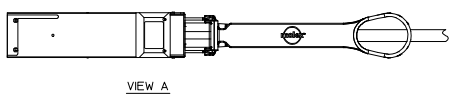
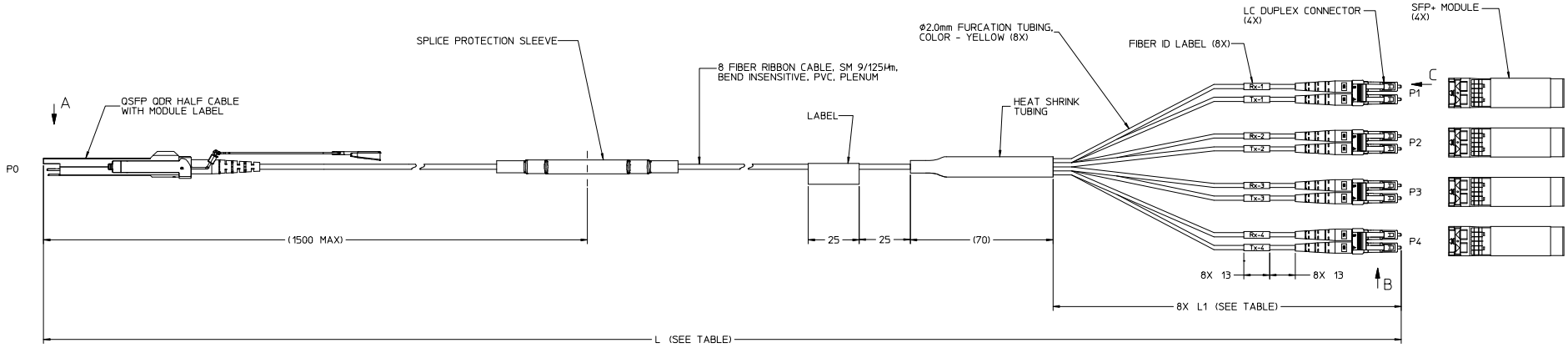


PART NUMBER	OVERALL LENGTH - L (mm)	BREAKOUT LENGTH - L1 (mm)
106414-0022	1250 <sup>+200</sup> <sub>-0</sub>	250 <sup>+0</sup> <sub>-50</sub>
106414-0023	2000 <sup>+200</sup> <sub>-0</sub>	1000 <sup>+0</sup> <sub>-100</sub>
106414-0024	3250 <sup>+200</sup> <sub>-0</sub>	250 <sup>+0</sup> <sub>-50</sub>
106414-0025	4000 <sup>+500</sup> <sub>-0</sub>	1000 <sup>+0</sup> <sub>-100</sub>
106414-0026	4250 <sup>+500</sup> <sub>-0</sub>	250 <sup>+0</sup> <sub>-50</sub>
106414-0027	5000 <sup>+500</sup> <sub>-0</sub>	1000 <sup>+0</sup> <sub>-100</sub>
106414-0028	5250 <sup>+500</sup> <sub>-0</sub>	250 <sup>+0</sup> <sub>-50</sub>
106414-0029	6000 <sup>+600</sup> <sub>-0</sub>	1000 <sup>+0</sup> <sub>-100</sub>
106414-0034	3000 <sup>+200</sup> <sub>-0</sub>	1000 <sup>+0</sup> <sub>-100</sub>
106414-0035	10000 <sup>+1000</sup> <sub>-0</sub>	2000 <sup>+0</sup> <sub>-100</sub>

CONNECTIONS			
	FROM	TO	
CHANNEL	FIBER COLOR	FIBER ID LABEL	CONNECTOR
P0-1	BLUE	Rx-1	P1-B
P0-2	ORANGE	Rx-2	P2-B
P0-3	GREEN	Rx-3	P3-B
P0-4	BROWN	Rx-4	P4-B
P0-5	SLATE	Tx-4	P4-A
P0-6	WHITE	Tx-3	P3-A
P0-7	RED	Tx-2	P2-A
P0-8	BLACK	Tx-1	P1-A

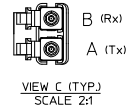
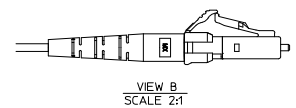
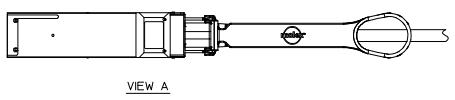
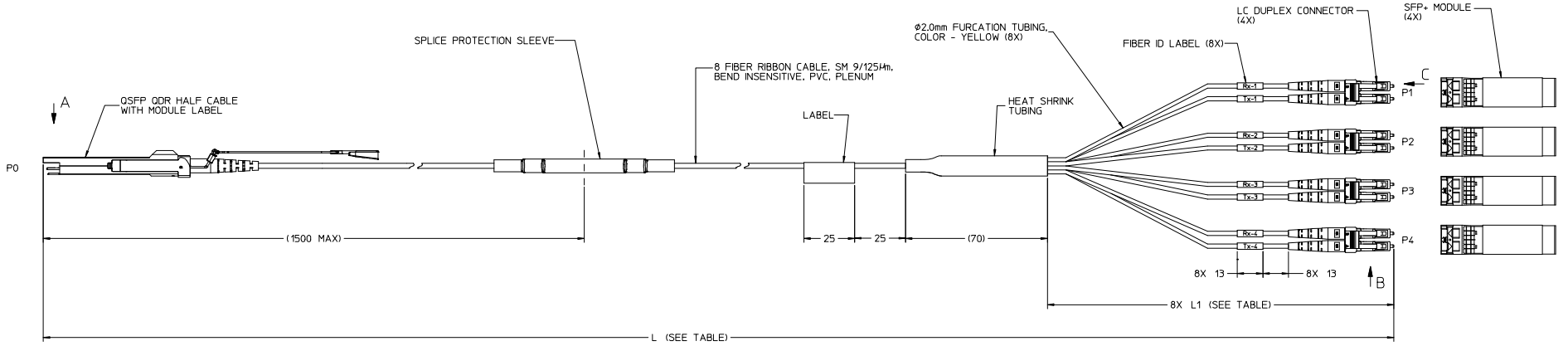


- NOTES:
- DUST CAPS ARE NOT SHOWN BUT INCLUDED.
  - AOC WITH LC CONNECTORS PIGTAIL MAXIMUM INSERTION LOSS BUDGET: (4.35dB AOC LINK MARGIN) - (-0.35dB MAX LC CONNECTOR LOSS) = 4.0dB
  - LABEL IS PRINTED WITH MOLEX PART NUMBER AND SERIAL NUMBER.

<b>ENTER DESCRIPTION</b> IEC NO: MF2015-0324 DRAWN BY: MAGHAYERE CHKD: GUMIN APPR: GUMIN DATE: 2014/12/09	<b>QUALITY SYMBOLS</b> ▽=0 ▽=0	<b>GENERAL TOLERANCES (UNLESS SPECIFIED)</b> <table border="1"> <thead> <tr> <th></th> <th>mm</th> <th>INCH</th> </tr> </thead> <tbody> <tr> <td>4 PLACES</td> <td>±---</td> <td>±---</td> </tr> <tr> <td>3 PLACES</td> <td>±---</td> <td>±---</td> </tr> <tr> <td>2 PLACES</td> <td>±---</td> <td>±---</td> </tr> <tr> <td>1 PLACE</td> <td>±---</td> <td>±---</td> </tr> <tr> <td>0 PLACE</td> <td>±---</td> <td>±---</td> </tr> </tbody> </table>		mm	INCH	4 PLACES	±---	±---	3 PLACES	±---	±---	2 PLACES	±---	±---	1 PLACE	±---	±---	0 PLACE	±---	±---	<b>DIMENSION STYLE</b> MM ONLY	<b>SCALE</b> 1:1	<b>DESIGN UNITS</b> METRIC	<b>THIRD ANGLE PROJECTION</b>
		mm	INCH																					
	4 PLACES	±---	±---																					
	3 PLACES	±---	±---																					
2 PLACES	±---	±---																						
1 PLACE	±---	±---																						
0 PLACE	±---	±---																						
<b>MATERIAL NO.</b> SEE TABLE	<b>APPROVED BY</b> GUMIN DATE 2014/02/28	<b>DRAWN BY</b> MAGHAYERE DATE 2013/12/19	<b>CHECKED BY</b> DATE	<b>TITLE</b> KIT: QSFP ODR-4XLCB BOUT WITH 4X SFP+MODULE	<b>DOCUMENT NO.</b> SD-106414-0022	<b>SHEET NO.</b> 1 OF 1																		
<b>THIS DRAWING CONTAINS INFORMATION THAT IS PROPRIETARY TO MOLEX INCORPORATED AND SHOULD NOT BE USED WITHOUT WRITTEN PERMISSION</b>																								

PART NUMBER	OVERALL LENGTH - L (mm)	BREAKOUT LENGTH - L1 (mm)
106414-0022	1250 <sup>+200</sup> <sub>-0</sub>	250 <sup>+0</sup> <sub>-50</sub>
106414-0023	2000 <sup>+200</sup> <sub>-0</sub>	1000 <sup>+0</sup> <sub>-100</sub>
106414-0024	3250 <sup>+200</sup> <sub>-0</sub>	250 <sup>+0</sup> <sub>-50</sub>
106414-0025	4000 <sup>+500</sup> <sub>-0</sub>	1000 <sup>+0</sup> <sub>-100</sub>
106414-0026	4250 <sup>+500</sup> <sub>-0</sub>	250 <sup>+0</sup> <sub>-50</sub>
106414-0027	5000 <sup>+500</sup> <sub>-0</sub>	1000 <sup>+0</sup> <sub>-100</sub>
106414-0028	5250 <sup>+500</sup> <sub>-0</sub>	250 <sup>+0</sup> <sub>-50</sub>
106414-0029	6000 <sup>+600</sup> <sub>-0</sub>	1000 <sup>+0</sup> <sub>-100</sub>
106414-0034	3000 <sup>+200</sup> <sub>-0</sub>	1000 <sup>+0</sup> <sub>-100</sub>
106414-0035	10000 <sup>+1000</sup> <sub>-0</sub>	2000 <sup>+0</sup> <sub>-100</sub>

CONNECTIONS			
FROM		TO	
CHANNEL	FIBER COLOR	FIBER ID LABEL	CONNECTOR
P0-1	BLUE	Rx-1	P1-B
P0-2	ORANGE	Rx-2	P2-B
P0-3	GREEN	Rx-3	P3-B
P0-4	BROWN	Rx-4	P4-B
P0-5	SLATE	Tx-4	P4-A
P0-6	WHITE	Tx-3	P3-A
P0-7	RED	Tx-2	P2-A
P0-8	BLACK	Tx-1	P1-A



- NOTES:
- DUST CAPS ARE NOT SHOWN BUT INCLUDED.
  - AOC WITH LC CONNECTORS PIGTAIL MAXIMUM INSERTION LOSS BUDGET: (4.35dB AOC LINK MARGIN) - (-0.35dB MAX LC CONNECTOR LOSS) = 4.0dB
  - LABEL IS PRINTED WITH MOLEX PART NUMBER AND SERIAL NUMBER.

<b>ENTER DESCRIPTION</b> IEC NO: MF2015-0324 DRAWN BY: MAGHAYERE CHKD: GUMIN APPR: GUMIN DATE: 2014/12/09	<b>QUALITY SYMBOLS</b> ▽=0 ▽=0	<b>GENERAL TOLERANCES (UNLESS SPECIFIED)</b> <table border="1"> <thead> <tr> <th></th> <th>mm</th> <th>INCH</th> </tr> </thead> <tbody> <tr> <td>4 PLACES</td> <td>±---</td> <td>±---</td> </tr> <tr> <td>3 PLACES</td> <td>±---</td> <td>±---</td> </tr> <tr> <td>2 PLACES</td> <td>±---</td> <td>±---</td> </tr> <tr> <td>1 PLACE</td> <td>±---</td> <td>±---</td> </tr> <tr> <td>0 PLACE</td> <td>±---</td> <td>±---</td> </tr> </tbody> </table>		mm	INCH	4 PLACES	±---	±---	3 PLACES	±---	±---	2 PLACES	±---	±---	1 PLACE	±---	±---	0 PLACE	±---	±---	<b>DIMENSION STYLE</b> <b>MM ONLY</b>	<b>SCALE</b> <b>1:1</b>	<b>DESIGN UNITS</b> <b>METRIC</b>	<b>THIRD ANGLE PROJECTION</b>
		mm	INCH																					
	4 PLACES	±---	±---																					
	3 PLACES	±---	±---																					
2 PLACES	±---	±---																						
1 PLACE	±---	±---																						
0 PLACE	±---	±---																						
<b>APPROVED BY</b> GUMIN DATE: 2014/02/28	<b>MATERIAL NO.</b> <b>SEE TABLE</b>	<b>DOCUMENT NO.</b> <b>SD-106414-0022</b>	<b>TITLE</b> <b>KIT: QSFP ODR-4XLCB BOUT WITH 4X SFP+MODULE</b>	<b>SHEET NO.</b> <b>1 OF 1</b>																				
<b>THIS DRAWING CONTAINS INFORMATION THAT IS PROPRIETARY TO MOLEX INCORPORATED AND SHOULD NOT BE USED WITHOUT WRITTEN PERMISSION</b>																								