

High Frequency Ceramic Solutions

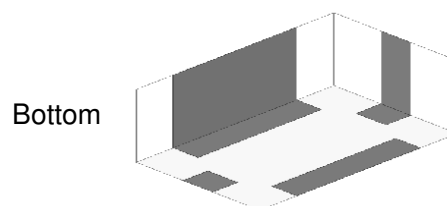
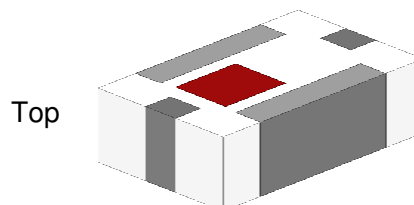
5.5GHz Band Pass Filter, EIA 0805, High Rejection

P/N 5515BP15B725

Detail Specification: 3/22/2022

Page 1 of 4

General Specifications	
Part Number	5515BP15B725
Operating Frequency (MHz)	5150 - 5875
Insertion loss (dB)	1.5 max.
Return Loss (dB)	9.5 min.
Attenuation (dB)	30 min. @ 3500MHz 25 min. @ 9800 - 11840MHz 5 min. @ 14700 - 17760MHz
Impedance (Ω)	50
Power Capacity (W)	2 max. (CW)
Operating Temperature	-40 to +85°C
Recommended Storage Conditions and Period for unused Product on T&R	+5 to +35°C Humidity 45 - 75% RH 18 months max.
Reel Quantity (pcs./reel)	4,000



You can download measured s-parameters of this component at: <https://www.johansontechnology.com/band-pass-filters>

Part Number Explanation				
P/N Suffix	Packaging Style	Bulk (loose pcs.)	Suffix = S	E.g. 5515BP15B725S
		T & R	Suffix = E	E.g. 5515BP15B725E
	Evaluation Board	50 Ω SMA	Suffix = EB-SMA	E.g. 5515BP15B725-EB-SMA

Mechanical Dimensions		
	In	mm
L	0.079 \pm 0.006	2.00 \pm 0.15
W	0.049 \pm 0.004	1.25 \pm 0.10
T	0.037 \pm 0.004	0.95 \pm 0.10
a	0.049 \pm 0.006	1.25 \pm 0.15
b	0.012 \pm 0.006	0.30 \pm 0.15
c	0.010 \pm 0.006	0.25 \pm 0.15
d	0.014 \pm 0.006	0.35 \pm 0.15

Terminal Configuration	
No.	Function
1	GND
2	INPUT / OUTPUT
3	GND
4	INPUT / OUTPUT

Johanson Technology, Inc. reserves the right to make design changes without notice.

All sales are subject to Johanson Technology, Inc. terms and conditions.



Ver. 2.0

<https://www.johansontechnology.com>

4001 Calle Tecate • Camarillo, CA 93012, USA • TEL +1.805.389.1166

2022 Johanson Technology, Inc. All Rights Reserved

High Frequency Ceramic Solutions

5.5GHz Band Pass Filter, EIA 0805, High Rejection

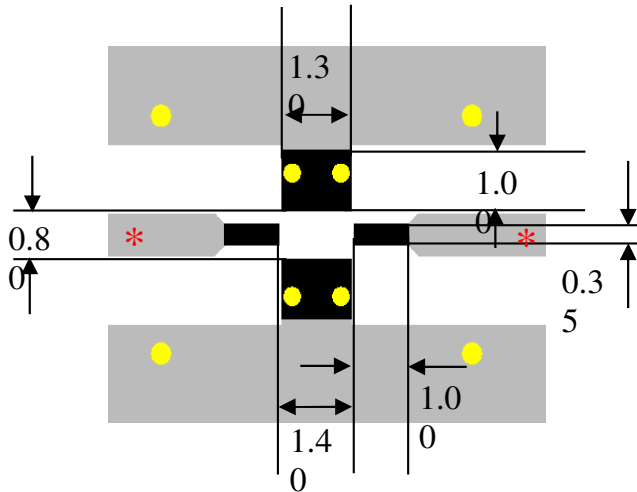
P/N 5515BP15B725

Detail Specification: 3/22/2022

Page 2 of 4

Mounting Considerations

Mount these devices with brown mark facing up.



Units in mm

■ Solder Resist

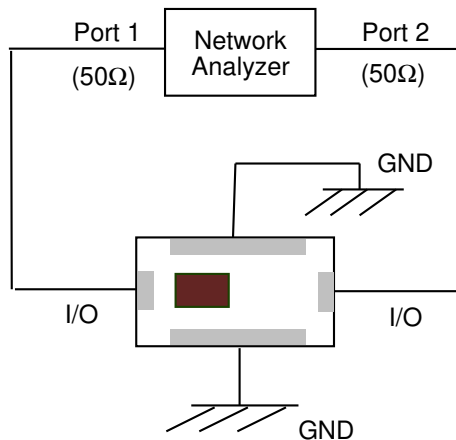
■ Land

● Through-hole (ϕ 0.35)

*Transmission line width should be designed to match 50 Ω characteristic impedance, depending on PCB material and thickness.

Would you like the layout? Send us a message at: <https://www.johansontechnology.com/ask-a-question>

Measuring Diagram



Port 1: Filter IN/OUT
Port 2: Filter IN/OUT

Johanson Technology, Inc. reserves the right to make design changes without notice.

All sales are subject to Johanson Technology, Inc. terms and conditions.



Ver. 2.0

<https://www.johansontechnology.com>

4001 Calle Tecate • Camarillo, CA 93012, USA • TEL +1.805.389.1166

2022 Johanson Technology, Inc. All Rights Reserved

High Frequency Ceramic Solutions

5.5GHz Band Pass Filter, EIA 0805, High Rejection

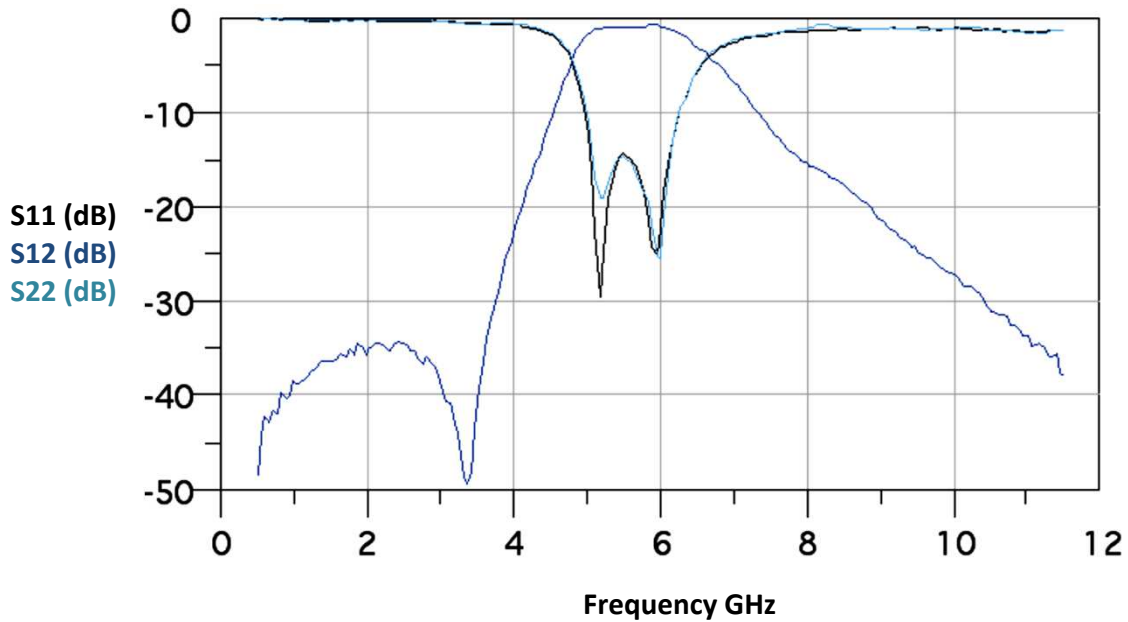
P/N 5515BP15B725

Detail Specification: 3/22/2022

Page 3 of 4

Typical Electrical Characteristics (T=25°C)

Insertion Loss & Return loss



Johanson Technology, Inc. reserves the right to make design changes without notice.

All sales are subject to Johanson Technology, Inc. terms and conditions.



Ver. 2.0

<https://www.johansontechnology.com>

4001 Calle Tecate • Camarillo, CA 93012, USA • TEL +1.805.389.1166

2022 Johanson Technology, Inc. All Rights Reserved

High Frequency Ceramic Solutions

5.5GHz Band Pass Filter, EIA 0805, High Rejection

P/N 5515BP15B725

Detail Specification: 3/22/2022

Page 4 of 4

Application Notes, Layout Files, and more

<https://www.johansontechnology.com/band-pass-filters>

Packaging information

<https://www.johansontechnology.com/tape-reel-packaging>

Soldering Information

<https://www.johansontechnology.com/ipcsoldering-profile>

MSL Info

<https://www.johansontechnology.com/msl-rating>

Recommended Storage Condition and Max Shelf Life

<https://www.johansontechnology.com/recommended-storage-conditions>

RoHS Compliance

<https://www.johansontechnology.com/rohs-compliance>

Antenna layout and tuning techniques

<https://www.johansontechnology.com/tuning>

Antenna layout review, tuning, and characterization services

<https://www.johansontechnology.com/ipc-antenna-services>

Johanson Technology, Inc. reserves the right to make design changes without notice.

All sales are subject to Johanson Technology, Inc. terms and conditions.



Ver. 2.0

<https://www.johansontechnology.com>

4001 Calle Tecate • Camarillo, CA 93012, USA • TEL +1.805.389.1166

2022 Johanson Technology, Inc. All Rights Reserved