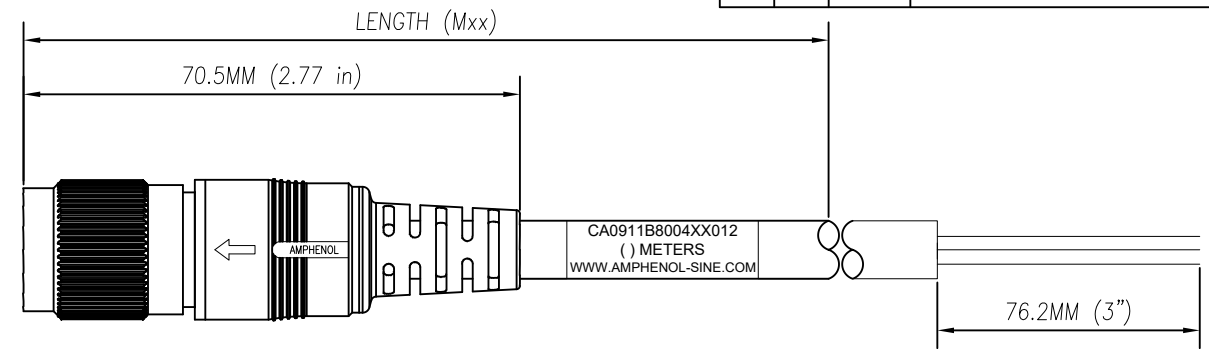
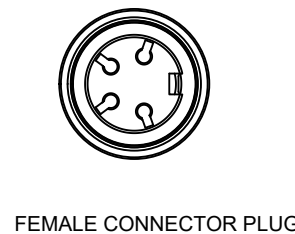
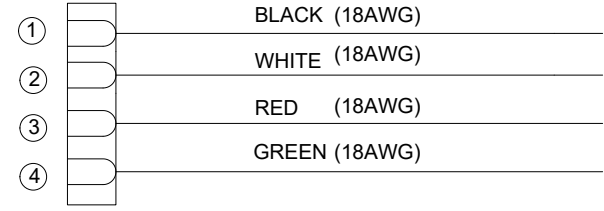
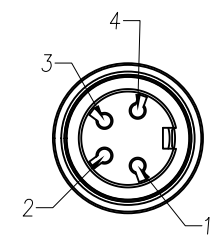


Part Number	Length (Meters)
CA0911B800401012	1 (3.28 FEET)
CA0911B800402012	2 (6.56 FEET)
CA0911B800403012	3 (9.84 FEET)
CA0911B800405012	5 (16.40 FEET)
CA0911B800407012	7 (22.96 FEET)
CA0911B800410012	10 (32.80 FEET)
CA0911B800413012	13 (42.65 FEET)
CA0911B800415012	15 (49.21 FEET)

REVISIONS							
REV	ZONE	ECO	DESCRIPTION	DATE	BY	CHK	APPR
A1	-	-	TECHNICAL DATA SHEET RELEASE	20-JULY-17	RO	-	-



WIRING DIAGRAM



CAN BE USED WITH MATING MALE RECEPTACLE # CA0911G114005

CONTACT YOUR DISTRIBUTOR FOR OTHER MATING OPTIONS

TECHNICAL DATA:

- MATERIALS:  
 COUPLING NUT: ZINC DIE CAST  
 INSULATION INSERT: THERMOPLASTIC  
 CONTACT: SILVER PLATED  
 OVERMOLD MATERIAL: THERMOPLASTIC COLOR: BLACK  
 CABLE RATING: UL LISTED, UL RECOGNIZED AWM STYLE AND CSA CERTIFIED, PLTC 105°C 300V  
 CABLE JACKET MATERIAL: PVC COLOR: BLACK  
 CONDUCTOR INSULATION: SR-PVC  
 NUMBER OF CONDUCTORS: (4) 18AWG
- CONNECTOR ELECTRICAL DATA:  
 CURRENT (MAX): 10A AT 40°C  
 VOLTAGE (MAX): 250V AC/DC PER UL 1977  
 INSULATION RESISTANCE: 10M OHMS PER IEC 60512-3-1  
 RATED IMPULSE WITHSTAND VOLTAGE: 1500V PER IEC60664-1
- CONNECTOR MECHANICAL DATA:  
 TEMPERATURE RANGE: -25°C TO +100°C  
 PROTECTION: IP67/IP68 (PER MATED CONDITION)  
 MATING CYCLES: >500
- RoHS COMPLIANT

TOLERANCE	
0-2.99 M = +100.0/-25.0mm	0-9.99 FT = +4" / -1"
3-8.99 M = +150.0/-25.0mm	10.00-29.99 FT = +6" / -1"
9-14.99 M = +300.0/-25.0mm	30.00-49.99 FT = +12" / -1"
15-OVER M = +450.0/-25.0mm	50 FT-OVER = +18" / -1"

QUANTITY	PART NUMBER	DESCRIPTION	ITEM

MATERIALS LIST			
UNLESS OTHERWISE SPECIFIED: 1) All dimensions are in metric(mm). 2) Tolerances are as follows: 1 PL DEC ±0.30 2 PL DEC ±0.15 3 PL DEC ±0.08 3) Note reference = $\Delta$	SIGNATURES DRAWN: RO CHECKED: AA ENGINEER: RO APPROVAL: WS	DATE 20-JUNE-17 21-JUNE-17 24-JUNE-17	<p><b>Amphenol</b></p> <p>Sine Systems - www.amphenol-sine.com 44724 Morley Drive Clinton Township, MI 48036</p> <p>C091 (M16) 4 POS CIRCULAR MOLDED, STD. STRAIN RELIEF, FEMALE TO LEADS, 18AWG, 4C</p>
MATERIAL SPECIFICATIONS:	CUSTOMER:	THIS DRAWING IS SUPPLIED FOR INFORMATION ONLY. DESIGN FEATURES, SPECIFICATIONS AND PERFORMANCE DATA SHOWN HEREON ARE THE PROPERTY OF THE AMPHENOL CORPORATION. NO RIGHTS OF REPRODUCTION ARE IMPLIED. ALL DIMENSIONS ARE SUBJECT TO NORMAL MANUFACTURING VARIATIONS.	
PROCESS SPECIFICATIONS: IPC-WHMA-A-620	SCALE: HALF	SIZE: C-	DWG NO: CA0911B8004XX012 REVISION: A1
NEXT ASSY:	SCALE: HALF	CA0911B8004XX012	SHEET 1 OF 1

