

MOLEX P/N	LENGTH (M)	LENGTH TOLERANCE (mm)	AWG
1110751000	0.5	±25	30
1110751001	1.0	±50	30
1110751125	1.2	±50	30
1110751160	1.45	±50	30
1110753112	1.5	±50	30
1110751185	1.8	±50	30
1110751002	2.0	±50	30
1110751025	2.5	±50	28
1110751003	3.0	±100	28
1110751026	3.5	±100	28
1110751004	4.0	±100	26
1110751005	5.0	±100	26
1110751027	5.5	±100	26
1110751006	6.0	±100	26
1110751007	7.0	±150	24
1110751008	8.0	±150	24

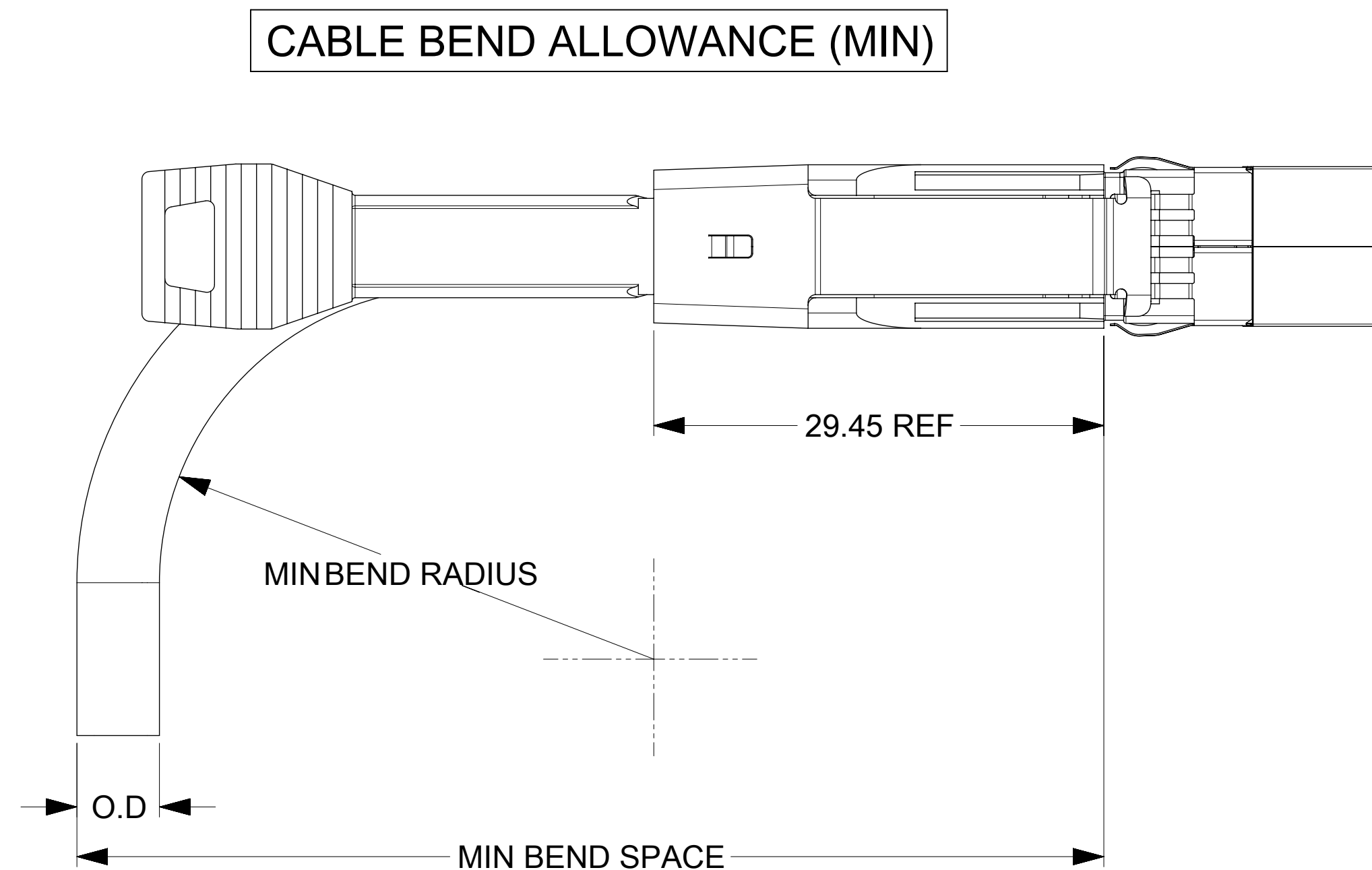
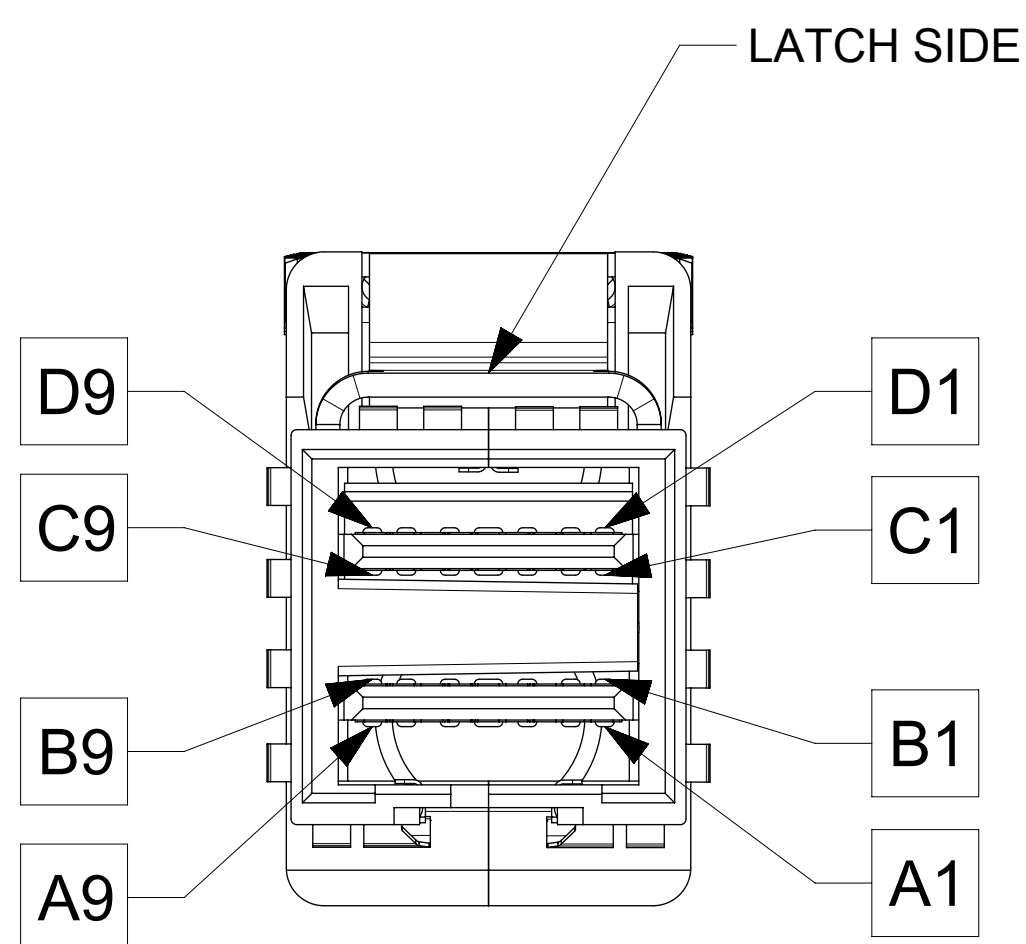
- NOTES:
- MATERIAL =
 BACKSHELLS - NICKEL PLATED ZINC DIECAST
 LATCH - STAINLESS STEEL
 PULL - HALOGEN FREE THERMOPLASTIC ELASTOMER (TPE)
 - THIS PRODUCT CONFORMS TO THE MECHANICAL DIMENSIONING OF SFF-8644 AND ELECTRICAL PERFORMANCE REQUIREMENTS OF SAS 3.0
 - RoHS COMPLIANT. NO EXEMPTIONS.
 - TAPE CABLE BUNDLES EVERY 1/2 METER (APPROXIMATELY)
 - PROTECTIVE DUST CAP TO BE INSTALLED ONTO EACH PLUG (NOT SHOWN).

THIS DRAWING CONTAINS INFORMATION THAT IS PROPRIETARY TO MOLEX ELECTRONIC TECHNOLOGIES, LLC AND SHOULD NOT BE USED WITHOUT WRITTEN PERMISSION

DIMENSION UNITS mm	SCALE 2:1	CURRENT REV DESC: ADDED 1.2M LENGTH PN	molex		
GENERAL TOLERANCES (UNLESS SPECIFIED)		EC NO: 603033			
ANGULAR TOL ± °		DRWN: KNAGANNA 2018/07/13	PRODUCT CUSTOMER DRAWING		
4 PLACES ±		CHK'D: NSRIVATSAHS 2018/08/17	DOCUMENT NUMBER		
3 PLACES ±		APPR: KNAGANNA 2018/08/23	1110751000		
2 PLACES ± 0.13		INITIAL REVISION:	DOC TYPE	DOC PART	REVISION
1 PLACE ± 0.25		DRWN: GSARVADE 2018/03/20	PSD	000	J
0 PLACES ±		APPR: ARAYBURN 2018/03/23	SHEET NUMBER		
DRAFT WHERE APPLICABLE MUST REMAIN WITHIN DIMENSIONS	THIRD ANGLE PROJECTION	DRAWING SERIES D-SIZE 111075	MATERIAL NUMBER SEE PN TABLE	CUSTOMER GENERAL MARKET	1 OF 3

MINISAS HD WIRING CHART					
-P1-			-P2-		
GND	D9	-----	B9	GND	
Tx2-	D8	→	B8	Rx2-	
Tx2+	D7	→	B7	Rx2+	
GND	D6	-----	B6	GND	
Tx0-	D5	→	B5	Rx0-	
Tx0+	D4	→	B4	Rx0+	
GND	D3	-----	B3	GND	
Vman	D2	** █ **	B2	ModPrsL	
Vact	D1	** █ **	B1	Vact	
SCL	C1	** █ **	A1	Rsv	
SDA	C2	** █ **	A2	IntL	
GND	C3	-----	A3	GND	
Tx1+	C4	→	A4	Rx1+	
Tx1-	C5	→	A5	Rx1-	
GND	C6	-----	A6	GND	
Tx3+	C7	→	A7	Rx3+	
Tx3-	C8	→	A8	Rx3-	
GND	C9	-----	A9	GND	
GND	B9	-----	D9	GND	
Rx2-	B8	←	D8	Tx2-	
Rx2+	B7	←	D7	Tx2+	
GND	B6	-----	D6	GND	
Rx0-	B5	←	D5	Tx0-	
Rx0+	B4	←	D4	Tx0+	
GND	B3	-----	D3	GND	
ModPrsL	B2	** █ **	D2	Vman	
Vact	B1	** █ **	D1	Vact	
Rsv	A1	** █ **	C1	SCL	
IntL	A2	** █ **	C2	SDA	
GND	A3	-----	C3	GND	
Rx1+	A4	←	C4	Tx1+	
Rx1-	A5	←	C5	Tx1-	
GND	A6	-----	C6	GND	
Rx3+	A7	←	C7	Tx3+	
Rx3-	A8	←	C8	Tx3-	
GND	A9	-----	C9	GND	

LEGEND:
 ** = RESERVED FOR POWER AND MANAGEMENT INTERFACE
 → = TRANSMIT TO RECEIVE ON HIGH SPEED LINES
 ----- = THRU LINES
 █ = CONNECTION TO A DEVICE ON THE PCB



GUAGE	O.D	MINIMUM BEND RADIUS (mm)	MINIMUM BEND SPACE (mm)
30	5.1	26	60
28	5.6	28	63
26	6.9	35	71
24	7.6	38	75

THIS DRAWING CONTAINS INFORMATION THAT IS PROPRIETARY TO MOLEX ELECTRONIC TECHNOLOGIES, LLC AND SHOULD NOT BE USED WITHOUT WRITTEN PERMISSION

DIMENSION UNITS mm	SCALE 3:1	CURRENT REV DESC: ADDED 1.2M LENGTH PN	molex		
GENERAL TOLERANCES (UNLESS SPECIFIED)		EC NO: 603033			
ANGULAR TOL ± °		DRWN: KNAGANNA 2018/07/13	PRODUCT CUSTOMER DRAWING		
4 PLACES ±		CHK'D: NSRIVATSAHS 2018/08/17	DOCUMENT NUMBER		
3 PLACES ±		APPR: KNAGANNA 2018/08/23	1110751000		
2 PLACES ± 0.13		INITIAL REVISION:	DOC TYPE	DOC PART	REVISION
1 PLACE ± 0.25		DRWN: GSARVADE 2018/03/20	PSD	000	J
0 PLACES ±		APPR: ARAYBURN 2018/03/23	SHEET NUMBER		
DRAFT WHERE APPLICABLE MUST REMAIN WITHIN DIMENSIONS	THIRD ANGLE PROJECTION	DRAWING	SERIES	MATERIAL NUMBER	CUSTOMER
		D-SIZE	111075	SEE PN TABLE	GENERAL MARKET

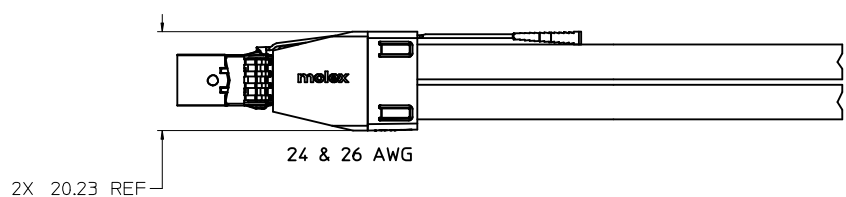
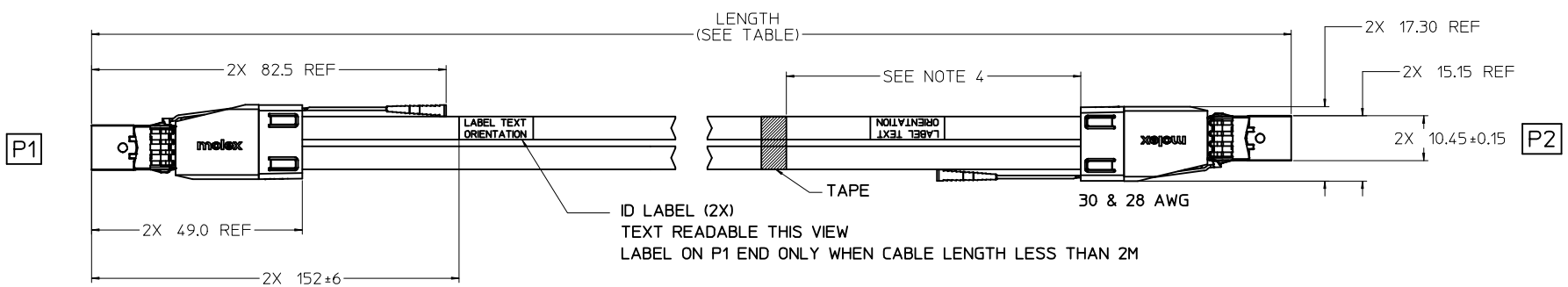
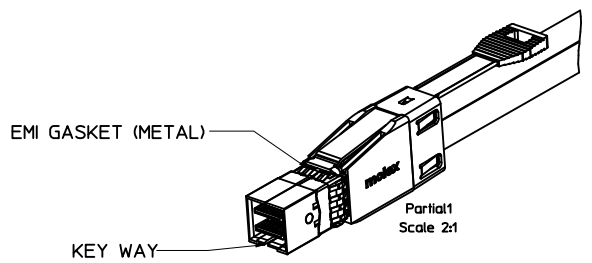
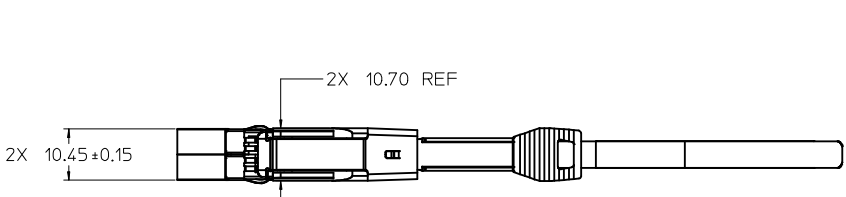


P/N: SEE TABLE
 S/N: Y = YEAR, THE LAST DIGIT OF YEAR
 DDD = DAY OF THE YEAR
 L = LOCATION
 1 - USA
 2 - MEXICO
 3 - CHINA

SSSS = SERIAL NUMBER
 X.XXM: CABLE LENGTH, SEE TABLE
 XXAWG: WIRE GAGE, SEE TABLE

(DATE CODE ISO-8601 FORMAT)

THIS DRAWING CONTAINS INFORMATION THAT IS PROPRIETARY TO MOLEX ELECTRONIC TECHNOLOGIES, LLC AND SHOULD NOT BE USED WITHOUT WRITTEN PERMISSION									
DIMENSION UNITS		SCALE		CURRENT REV DESC: ADDED 1.2M LENGTH				molex	
mm		1:1		PN					
GENERAL TOLERANCES (UNLESS SPECIFIED)				EC NO: 603033				MINISAS 4X HD TO MINISAS 4X HD 12GB EXT PASSIVE CBL ASSY	
ANGULAR TOL ± °				DRWN: KNAGANNA 2018/07/13					
4 PLACES ±				CHK'D: NSRIVATSAHS 2018/08/17					
3 PLACES ±				APPR: KNAGANNA 2018/08/23				PRODUCT CUSTOMER DRAWING	
2 PLACES ± 0.13				INITIAL REVISION:				DOCUMENT NUMBER	
1 PLACE ± 0.25				DRWN: GSARVADE 2018/03/20				1110751000	
0 PLACES ±				APPR: ARAYBURN 2018/03/23				PSD 000 J	
DRAFT WHERE APPLICABLE MUST REMAIN WITHIN DIMENSIONS		THIRD ANGLE PROJECTION		DRAWING		SERIES		MATERIAL NUMBER	
				D-SIZE		111075		SEE PN TABLE	
								CUSTOMER	
								GENERAL MARKET	
								SHEET NUMBER	
								3 OF 3	



MOLEX P/N	LENGTH (M)	LENGTH TOLERANCE (mm)	AWG
1110751000	0.5	±25	30
1110751001	1.0	±50	30
1110751160	1.45	±50	30
1110753112	1.5	±50	30
1110751002	2.0	±50	30
1110751025	2.5	±50	28
1110751003	3.0	±100	28
1110751026	3.5	±100	28
1110751004	4.0	±100	26
1110751005	5.0	±100	26
1110751027	5.5	±100	26
1110751006	6.0	±100	26
1110751007	7.0	±150	24
1110751008	8.0	±150	24

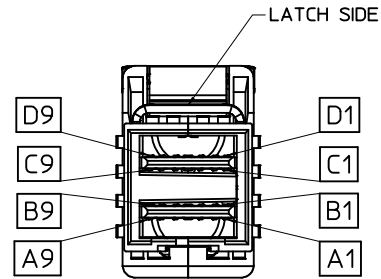
- NOTES:
- MATERIAL =
 BACKSHELLS - NICKEL PLATED ZINC DIECAST.
 LATCH - STAINLESS STEEL.
 PULL - HALOGEN FREE THERMOPLASTIC ELASTOMER (TPE)
 - THIS PRODUCT CONFORMS TO THE MECHANICAL DIMENSIONING OF SFF-8644 AND ELECTRICAL PERFORMANCE REQUIREMENTS OF SAS 3.0
 - RoHS COMPLIANT. NO EXEMPTIONS.
 - TAPE CABLE BUNDLES EVERY 1/2 METER (APPROXIMATELY)
 - PROTECTIVE DUST CAP TO BE INSTALLED ONTO EACH PLUG (NOT SHOWN).

ADDED 1110751027 EC NO: CPG2016-3207 DRAWN: KUMARR CHKD: APPR: ARABURIN REV:	QUALITY SYMBOLS	GENERAL TOLERANCES (UNLESS SPECIFIED)	DIMENSION STYLE	SCALE	DESIGN UNITS	THIRD ANGLE PROJECTION
	▽=0	mm INCH	MM ONLY	2:1	METRIC	☉
	▽=0	4 PLACES ± --- ± ---	DRAWN BY	DATE	TITLE	
	▽=0	3 PLACES ± 0.13 ± 0.25	RKLINE	2012/09/11	MINISAS 4X HD TO MINISAS 4X HD 12GB EXT PASSIVE CBL ASSY	
	ANGULAR ± ---	DRAFT WHERE APPLICABLE MUST REMAIN WITHIN DIMENSIONS	CHECKED BY	DATE		
	SEE P/N TABLE		SHOSSAIN	2013/04/09		
			APPROVED BY	DATE		
			RMKHAN	2013/07/03		
			MATERIAL NO.	DOCUMENT NO.		
			SD-111075-1000			
						SHEET NO. 1 OF 3

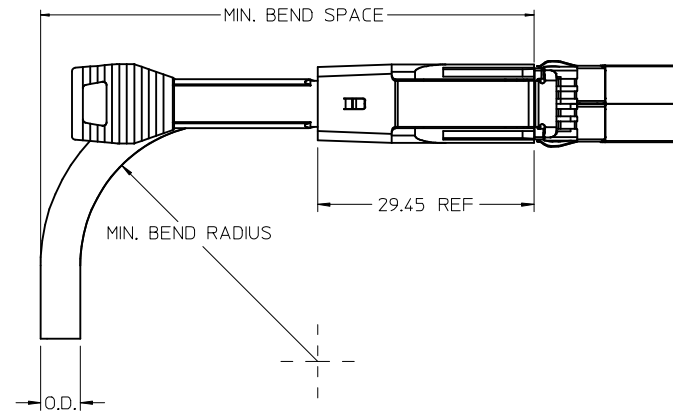
MINISAS HD WIRING CHART					
-P1-			-P2-		
GND	D9	----	B9	GND	
Tx2-	D8	---->	B8	Rx2-	
Tx2+	D7	---->	B7	Rx2+	
GND	D6	----	B6	GND	
Tx0-	D5	---->	B5	Rx0-	
Tx0+	D4	---->	B4	Rx0+	
GND	D3	----	B3	GND	
Vman	D2	**■**	B2	ModPrsL	
Vact	D1	**■**	B1	Vact	
SCL	C1	**■**	A1	Rsv	
SDA	C2	**■**	A2	IntL	
GND	C3	----	A3	GND	
Tx1+	C4	---->	A4	Rx1+	
Tx1-	C5	---->	A5	Rx1-	
GND	C6	----	A6	GND	
Tx3+	C7	---->	A7	Rx3+	
Tx3-	C8	---->	A8	Rx3-	
GND	C9	----	A9	GND	
GND	B9	----	D9	GND	
Rx2-	B8	<----	D8	Tx2-	
Rx2+	B7	<----	D7	Tx2+	
GND	B6	----	D6	GND	
Rx0-	B5	<----	D5	Tx0-	
Rx0+	B4	<----	D4	Tx0+	
GND	B3	----	D3	GND	
ModPrsL	B2	**■**	D2	Vman	
Vact	B1	**■**	D1	Vact	
Rsv	A1	**■**	C1	SCL	
IntL	A2	**■**	C2	SDA	
GND	A3	----	C3	GND	
Rx1+	A4	<----	C4	Tx1+	
Rx1-	A5	<----	C5	Tx1-	
GND	A6	----	C6	GND	
Rx3+	A7	<----	C7	Tx3+	
Rx3-	A8	<----	C8	Tx3-	
GND	A9	----	C9	GND	

LEGEND:

- ** = RESERVED FOR POWER AND MANAGEMENT INTERFACE
- > = TRANSMIT TO RECEIVE ON HIGH SPEED LINES
- > = THRU LINES
- = CONNECTION TO A DEVICE ON THE PCB



CABLE BEND ALLOWANCE (MIN)

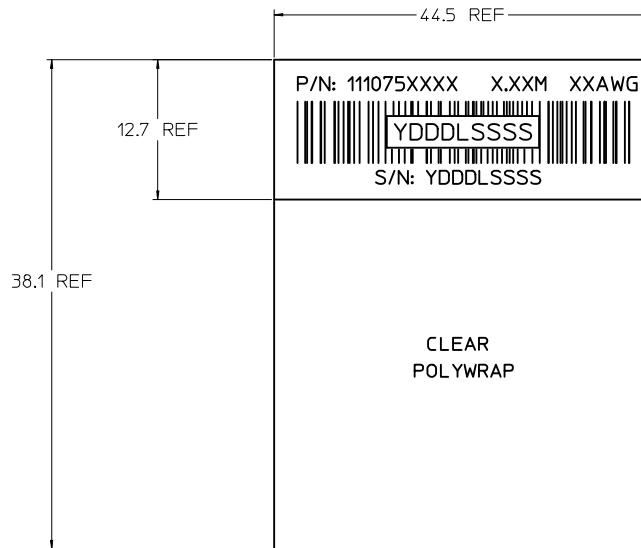


GUAGE	O.D.	MIN. BEND RADIUS	MIN. BEND SPACE
30	5.1	26	60
28	5.6	28	63
26	6.9	35	71
24	7.6	38	75

ADDED 110751027 EC NO: CPG2016-3207 DRAWN: KUMARR CHKD: APPR: ARABURIN 2016/03/01 2016/03/01	QUALITY SYMBOLS ▽=0 ▽=0 ▽=0	GENERAL TOLERANCES (UNLESS SPECIFIED) mm INCH		DIMENSION STYLE MM ONLY	SCALE 5:1	DESIGN UNITS METRIC	THIRD ANGLE PROJECTION
		4 PLACES ±--- ±--- 3 PLACES ±--- ±--- 2 PLACES ±0.13 ±--- 1 PLACE ±0.25 ±--- 0 PLACE ±--- ±---		DRAWN BY RKLIN	DATE 2012/09/11	CHECKED BY SHOSSAIN	DATE 2013/04/09
ANGLULAR ±--- DRAFT WHERE APPLICABLE MUST REMAIN WITHIN DIMENSIONS		MATERIAL NO. SEE P/N TABLE		DOCUMENT NO. SD-11075-1000		SHEET NO. 2 OF 3	

THIS DRAWING CONTAINS INFORMATION THAT IS PROPRIETARY TO MOLEX INCORPORATED AND SHOULD NOT BE USED WITHOUT WRITTEN PERMISSION

CABLE ID LABEL



P/N: SEE TABLE
 S/N: Y = YEAR, LAST DIGIT OF YEAR
 DDD = DAY OF THE YEAR
 L = LOCATION - 1 = USA
 2 = MEXICO
 3 = CHINA
 SSSS = SERIAL NUMBER
 X.XXM: CABLE LENGTH, SEE TABLE
 XXAWG: WIRE GAGE, SEE TABLE

(DATE CODE ISO-8601 FORMAT)

ADDED 1110751027 EC NO: CPG2016-3207 DRWNG: KUMARR 2016/03/01 CHKD: APPR: ARABEURN 2016/03/01 REV:	QUALITY SYMBOLS	GENERAL TOLERANCES (UNLESS SPECIFIED)	DIMENSION STYLE	SCALE	DESIGN UNITS	THIRD ANGLE PROJECTION
	▽=0	4 PLACES ± mm INCH	MM ONLY	3:1	METRIC	☉
	▽=0	3 PLACES ± 0.13				
	▽=0	2 PLACES ± 0.25				
	ANGULAR ±	DRAFT WHERE APPLICABLE MUST REMAIN WITHIN DIMENSIONS	SEE P/N TABLE	DRAWN BY: RKLIN 2012/09/11 CHECKED BY: SHOSSAIN 2013/04/09 APPROVED BY: RMKHAN 2013/07/03		TITLE: MINISAS 4X HD TO MINISAS 4X HD 12GB EXT PASSIVE CBL ASSY molex
				MATERIAL NO.	DOCUMENT NO.	SHEET NO.
					SD-111075-1000	3 OF 3
				THIS DRAWING CONTAINS INFORMATION THAT IS PROPRIETARY TO MOLEX INCORPORATED AND SHOULD NOT BE USED WITHOUT WRITTEN PERMISSION		