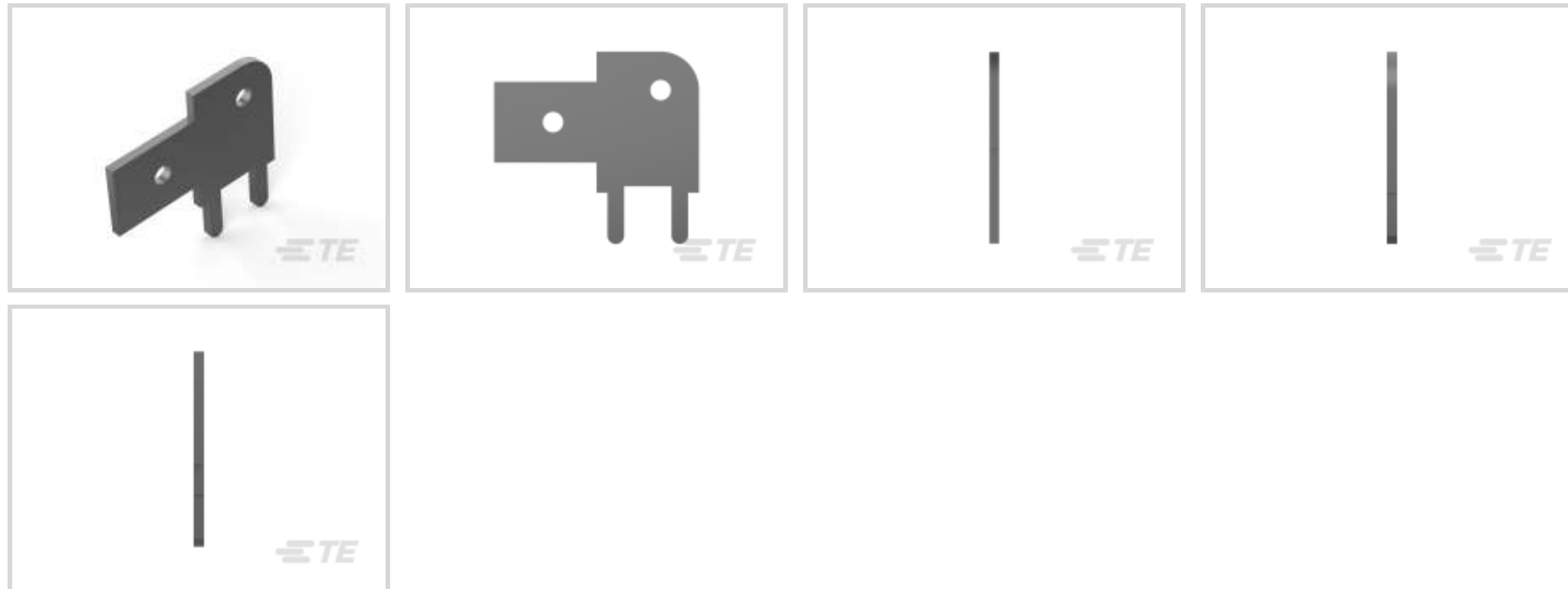




Terminals & Splices > PCB Terminals



PCB Terminal Type: **Tab**

PCB Thickness (Recommended): 2.36 – 3.18 mm [.093 – .125 in]

Mating Tab Width: 6.35 mm [.25 in]

Mating Tab Thickness: .81 mm [.032 in]

PCB Hole Diameter: 1.6 mm [.062 in]

Features

Contact Features

PCB Contact Termination Area Plating Material Thickness	4.5 µm[177.16 µin]
Contact Underplating Material Thickness	2.5 µm[98.42 µin]
Contact Mating Area Plating Material Thickness	4.5 µm[177.16 µin]
PCB Terminal Type	Tab
Mating Tab Width	6.35 mm[.25 in]
Mating Tab Thickness	.81 mm[.032 in]
Terminal Plating Material	Tin
Terminal Size	6.35
Terminal Orientation	Right Angle

Termination Features

Termination Method to Printed Circuit Board	Through Hole - Solder
Product Terminates To	Printed Circuit Board

Dimensions

Extension Below Board	4 mm[.157 in]
-----------------------	---------------



Terminal Material Thickness	.81 mm[.032 in]
PCB Thickness (Recommended)	2.36 – 3.18 mm[.093 – .125 in]
PCB Hole Diameter	1.6 mm[.062 in]
Profile Height from PCB	7 mm[.279 in]

Usage Conditions

Insulation Option	Uninsulated
Operating Temperature Range	-30 – 110 °C[-22 – 230 °F]

Packaging Features

Packaging Quantity	5000
Packaging Method	Box

Product Compliance

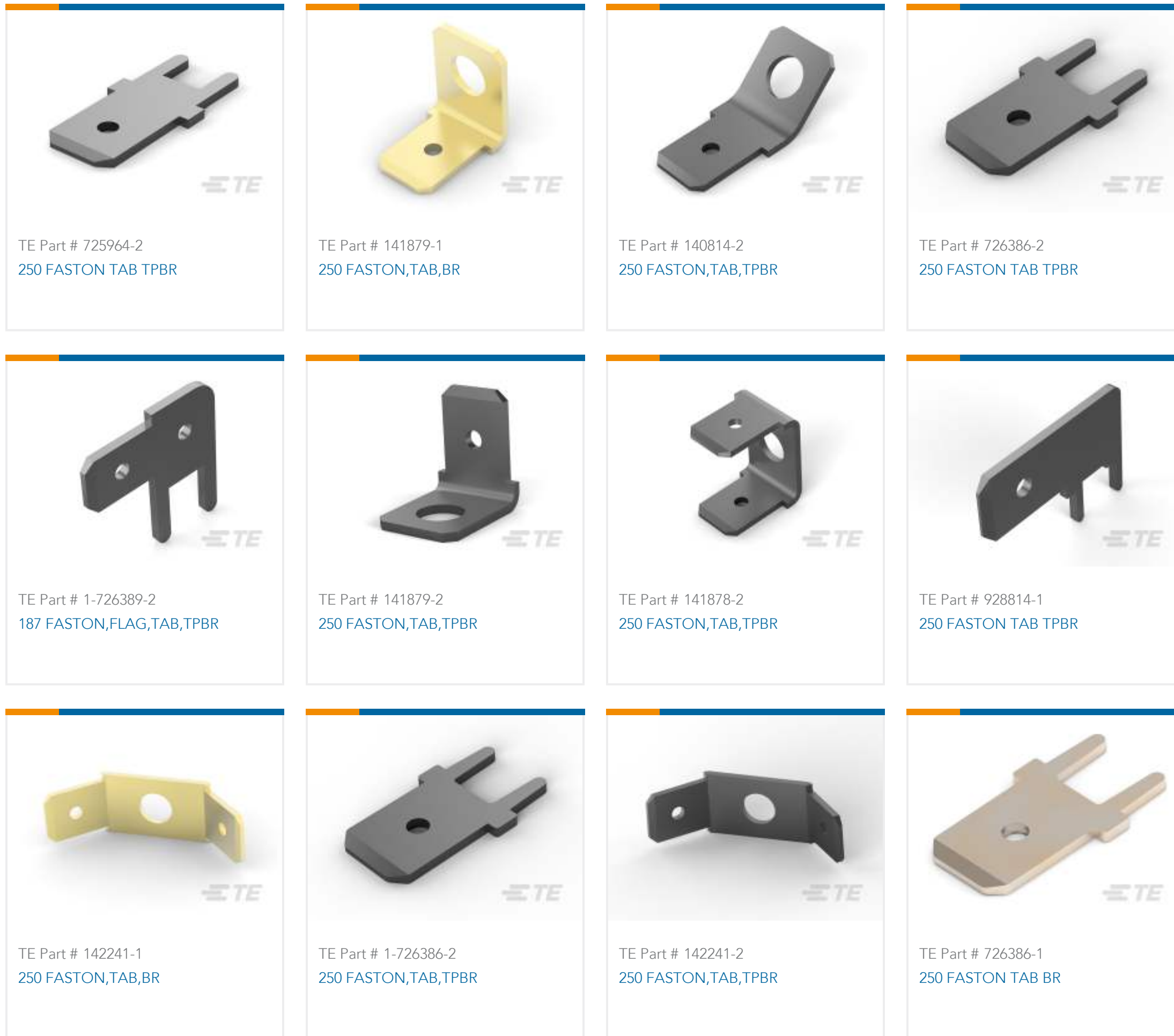
For compliance documentation, visit the product page on [TE.com](https://www.te.com)>

EU RoHS Directive 2011/65/EU	Compliant
EU ELV Directive 2000/53/EC	Compliant
China RoHS 2 Directive MIIT Order No 32, 2016	No Restricted Materials Above Threshold
EU REACH Regulation (EC) No. 1907/2006	Current ECHA Candidate List: JUNE 2023 (235) Candidate List Declared Against: JAN 2023 (233) Does not contain REACH SVHC
Halogen Content	Low Halogen - Br, Cl, F, I < 900 ppm per homogenous material. Also BFR/CFR/PVC Free
Solder Process Capability	Wave solder capable to 265°C

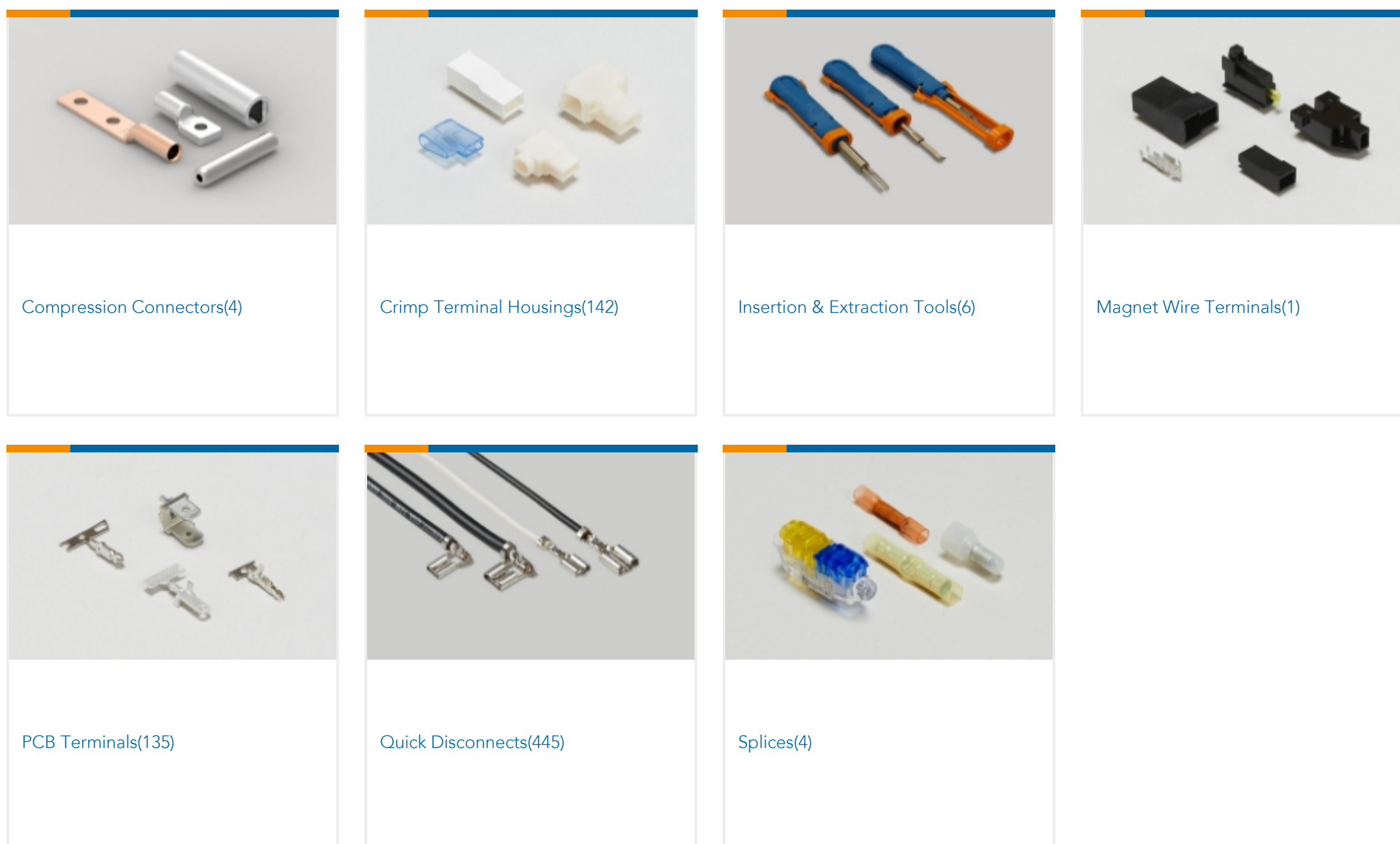
Product Compliance Disclaimer

This information is provided based on reasonable inquiry of our suppliers and represents our current actual knowledge based on the information they provided. This information is subject to change. The part numbers that TE has identified as EU RoHS compliant have a maximum concentration of 0.1% by weight in homogenous materials for lead, hexavalent chromium, mercury, PBB, PBDE, DBP, BBP, DEHP, DIBP, and 0.01% for cadmium, or qualify for an exemption to these limits as defined in the Annexes of Directive 2011/65/EU (RoHS2). Finished electrical and electronic equipment products will be CE marked as required by Directive 2011/65/EU. Components may not be CE marked. Additionally, the part numbers that TE has identified as EU ELV compliant have a maximum concentration of 0.1% by weight in homogenous materials for lead, hexavalent chromium, and mercury, and 0.01% for cadmium, or qualify for an exemption to these limits as defined in the Annexes of Directive 2000/53/EC (ELV). Regarding the REACH Regulation, the information TE provides on SVHC in articles for this part number is based on the latest European Chemicals Agency (ECHA) 'Guidance on requirements for substances in articles' posted at this URL: <https://echa.europa.eu/guidance-documents/guidance-on-reach>


Compatible Parts



Also in the Series | **FASTON 250**



Customers Also Bought



TE Part #5084616-8
0.8FH,R13H.5,160,08/Sn,TR,SC



TE Part #2-1879338-4
CPF 0603 46K4 1% 50PPM 1K RL



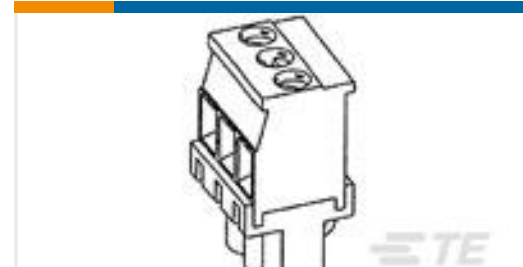
TE Part #3-2319847-3
END STACK DIP 2P J RAISED T&R



TE Part #3-2319848-3
END STACK DIP2PJRECESSEALTUBE



TE Part #350833-4
04P UMNL HDR ASSY PC 94VO LF



TE Part #1986375-3
Str Plug, 3.81mm, Green, LH, 3



TE Part #1775134-1
MOD JACK, RJ45, SINGLE, 6u" Au



TE Part #9541-010C-S-C-3-S
PRESSURE 0.15 PSIG I2C SO16

Documents

Product Drawings

250 FASTON TAB TPBR

English

CAD Files

3D PDF

3D

Customer View Model

[ENG_CVM_CVM_726387-2_D.2d_dxf.zip](#)

English

Customer View Model

[ENG_CVM_CVM_726387-2_D.3d_igs.zip](#)

English

Customer View Model

[ENG_CVM_CVM_726387-2_D.3d_stp.zip](#)

English

By downloading the CAD file I accept and agree to the [Terms and Conditions](#) of use.