


WIRING DIAGRAM



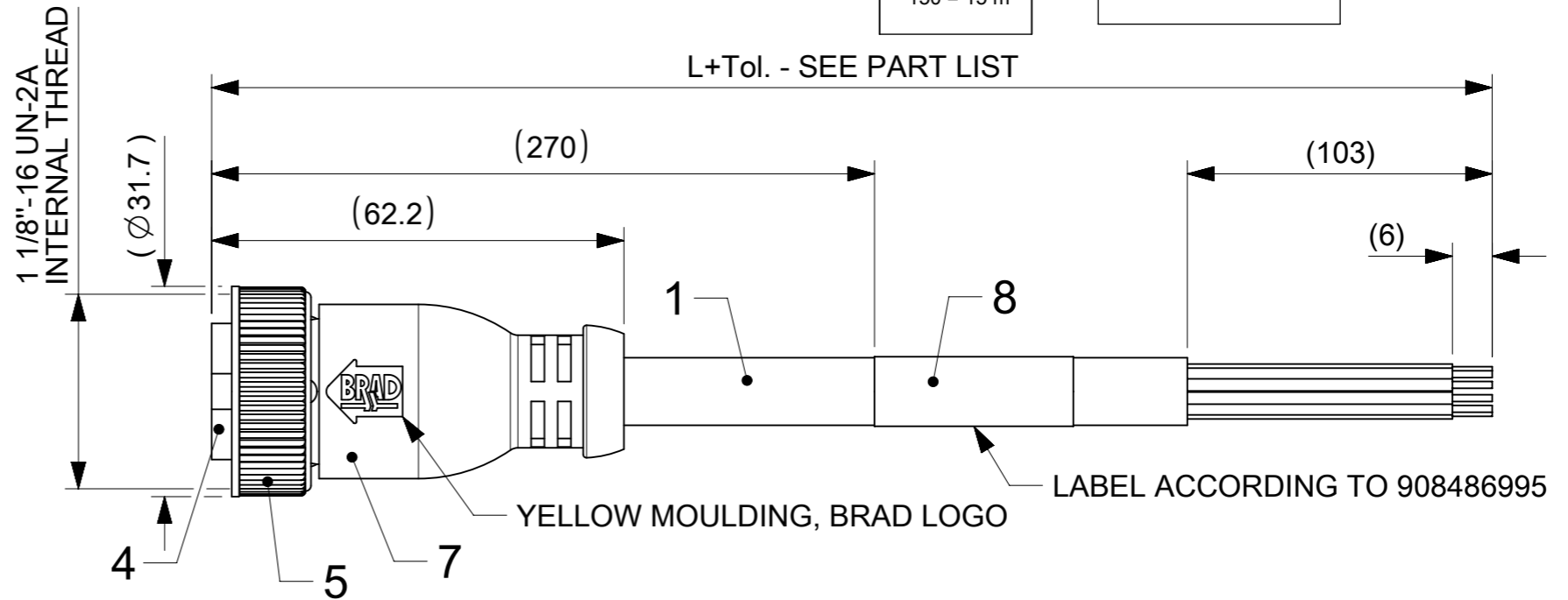
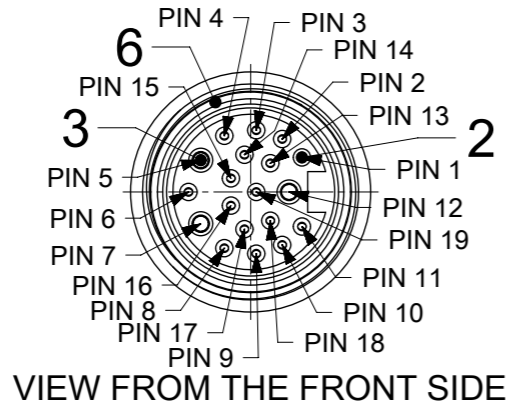
PART No. MATRIX

3 0 3 0 0 0 X 8 0 M X X X X

30 = C-SIZE Single Ended Poles: 3 = 19 Poles Heads style: 000 = Female straight Cable - See TABLE 1 Units: M = Meter Length Examples: 005 = 0.5 m, 010 = 1 m, 050 = 5 m, 100 = 10 m, 150 = 15 m Coupling Nut Material: Blank=Standard, 1= Stainless Steel, 3= Brass, 5=Delrin

PART LIST

MOLEX PN	ENGINEERING NO	L+Tol.[mm]
1300088079	303000B80M050	5000
1300088080	303000B80M100	10000
1300080296	303000E80F200	60960
1300080297	303000E80M010	1000
1300088030	303000E80M020	2000
1300088011	303000E80M100	10000
1300085002	303000I80M050	5000
1300089016	303000I80M100	10000
1300089017	303000I80M150	15000
1300088012	303000I80M200	20000
1300085003	303000I80M250	25000
1300080299	303000P80M003	300
1300080300	303000P80M010	1000
1300080301	303000P80M020	2000
1300080302	303000P80M030	3000
1300080303	303000P80M050	5000
1300080304	303000P80M070	7000
1300080305	303000P80M080	8000
1300080306	303000P80M100	10000
1300080307	303000P80M130	13000
1300080308	303000P80M150	15000
1300080309	303000P80M160	16000
1300080310	303000P80M200	20000
1300080480	303000P80M230	23000
1300080503	303000P80M250	25000
1300080311	303000P80M300	30000



NOTES :
 ELECTRICAL DATA :
 VOLTAGE RATING : 250VAC-300VDC
 CONTACT CURRENT RATING - 1MM = 4 AMPS
 CONTACT CURRENT RATING - 2MM = 13 AMPS
 MAX. CURRENT RATING - 24AMPS
 INSULATION RESISTANCE : 10⁸Ω MIN.
 MATING CYCLES : MIN. 100
 ENVIRONMENTAL :
 PROTECTION CLASS : IP68 IN MATED AND LOCKED POSITION
 OPERATING TEMPERATURE : -25°C TO +80°C

CABLE LIST

CABLE TYPE	DESCRIPTION	MATERIAL	JACKET COLOR
E80	CABLE;3X0.75+16X0.34	PVC	YELLOW
P80	CABLE;3X0.75+16X0.34	PUR	BLACK
I80	CABLE;3X0.75+16X0.34	PVC	GRAY
B80	CABLE 3X19AWG+16X22AWG	TPU	BLACK

BOM

ITEM	QTY.	DESCRIPTION	MATERIAL	FINISH/COLOR
8	1	LABEL WRAP	VINYL	YELLOW
7	-	MOULDING MATERIAL	ARNITEL	YELLOW
6	1	FRICTION RING - C SIZE	NYLON	TRANSPARENT
5	1	COUPLING NUT C-SIZE FEMALE	ELECTROPHORETIC	BLACK
4	1	INSERT 19P FEMALE	ARNITEL	YELLOW
3	3	CONTACT FEMALE	-	-
2	16	CONTACT FEMALE	-	-
1	-	CABLE 3x19AWG+16c22AWG	SEE TABLE 1	SEE TABLE 1

OVER	UP TO AND INCLUDING	TOLERANCE (+)
0	305	+19
305	915	+45
915	1830	+56
1830	3660	+89
3660	7320	+165
7320	14640	+317
14640	30500	+610
30500	>	+2% OF LENGTH

THIS DRAWING CONTAINS INFORMATION THAT IS PROPRIETARY TO MOLEX ELECTRONIC TECHNOLOGIES, LLC AND SHOULD NOT BE USED WITHOUT WRITTEN PERMISSION

FUNCTIONAL SYMBOLS: $\nabla/A = 0$, $\nabla/E = 0$, $\nabla/F = 0$

DIVISIONAL SYMBOLS: 4 PLACES ±, 3 PLACES ±, 2 PLACES ± 0.05, 1 PLACE ± 0.3, 0 PLACES ± 0.5

THIRD ANGLE PROJECTION:

DRAWING: A3-SIZE SERIES: 130008 MATERIAL NUMBER: SEE SHEET 2 CUSTOMER: GENERAL MARKET SHEET NUMBER: 1 OF 1

EC NO: 700233 DRWN: MDHARMANTI 2022/03/18 CHK'D: RSILLER 2022/03/21 APPR: RSILLER 2022/03/21

INITIAL REVISION: DRWN: MDHARMANTI 2022/03/18 APPR: RSILLER 2022/03/21

DOCUMENT NUMBER: 1300080300 DOC TYPE: PSD DOC PART: 000 REVISION: A

PRODUCT CUSTOMER DRAWING

moLEX

CSE MC 19P FE STR XM