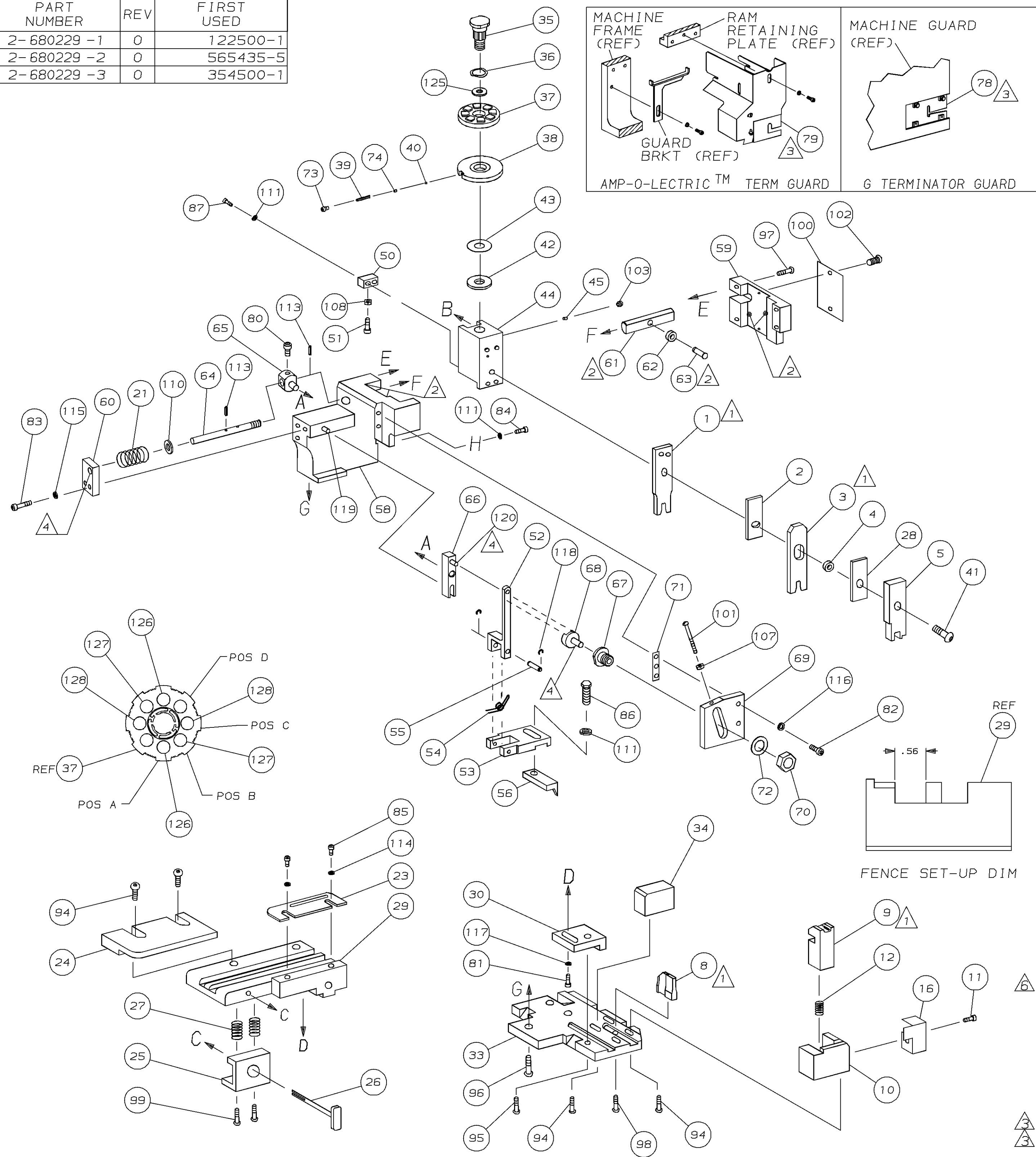
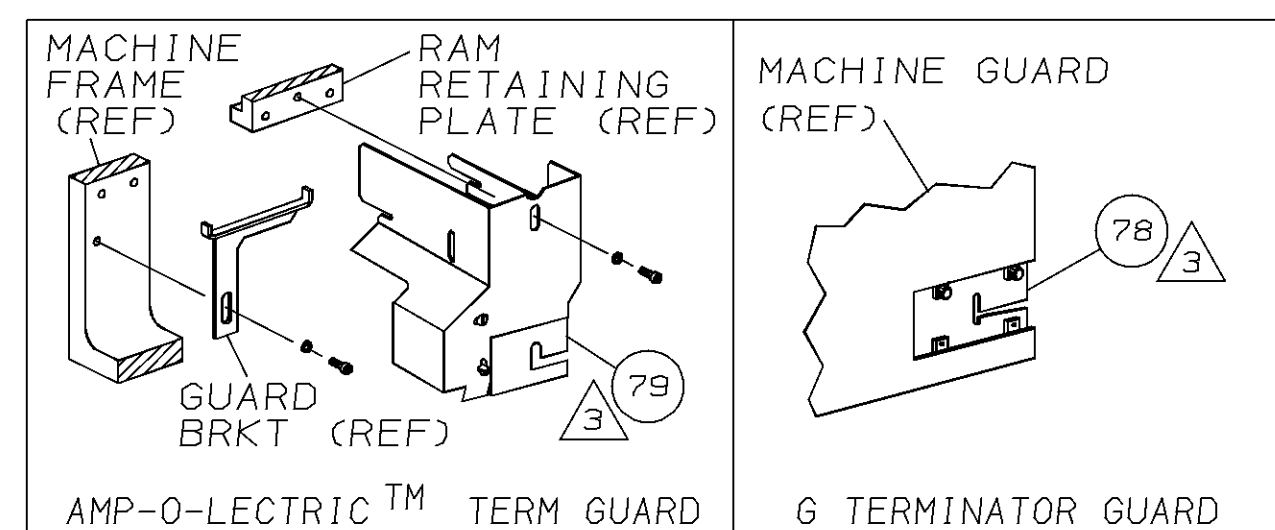


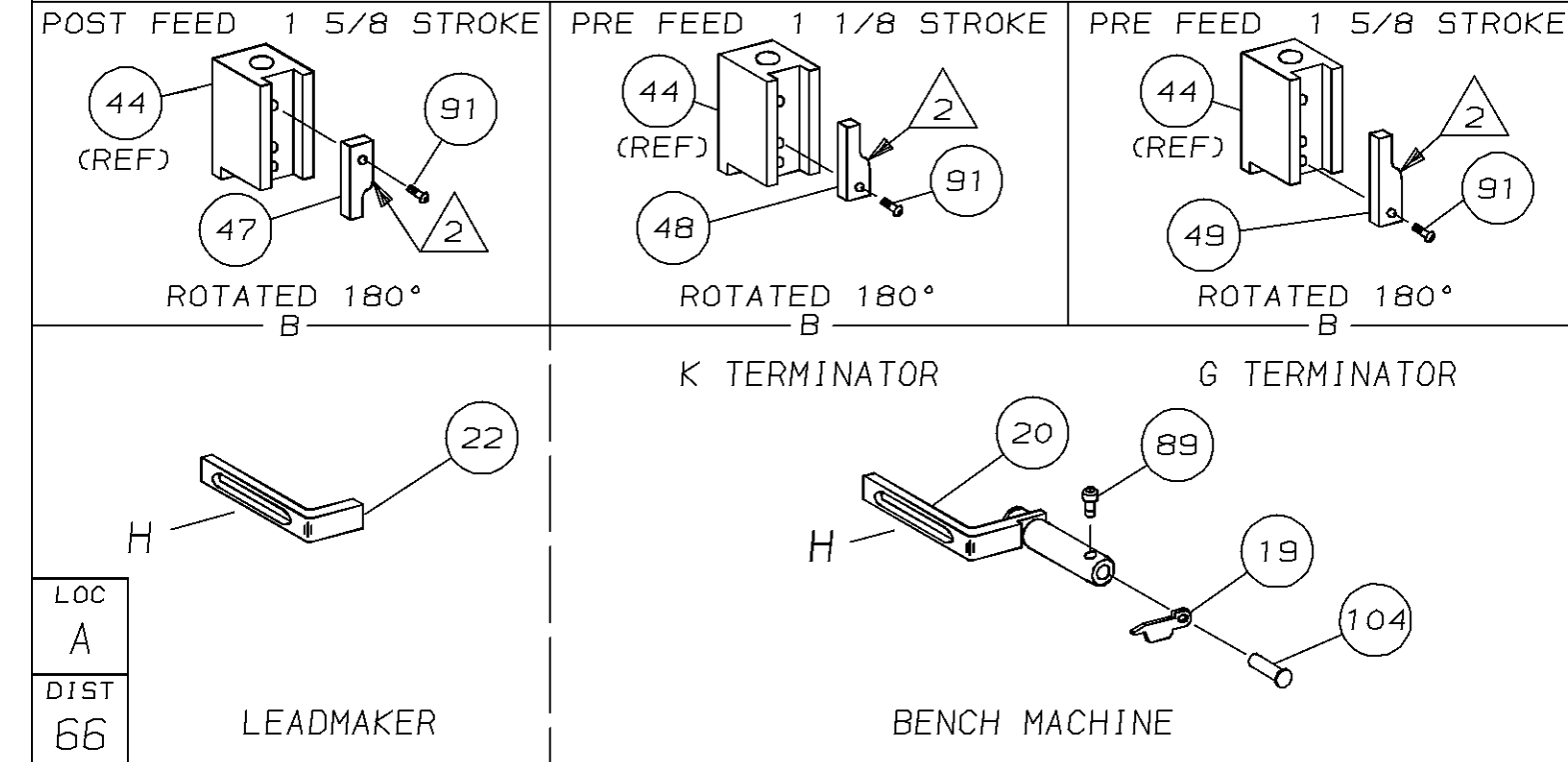
PART NUMBER	REV	FIRST USED
2-680229 -1	0	122500-1
2-680229 -2	0	565435-5
2-680229 -3	0	354500-1



TERMINAL NAME: MICRO TIMER 2 CONTACT		CRIMPING DATA	
PAD LTR	CRIMP HEIGHT	WIRE SIZE	
A	.054 ± .002 [1.36 ± 0.05mm]	1mm ²	
B	.050 ± .002 [1.27 ± 0.05mm]	0.75mm ²	
C	.046 ± .002 [1.18 ± 0.05mm]	0.5mm ²	
D	NOT	USED	
CRIMP	SIZE	TYPE	RANGE
WIRE	.080 [2.03mm]	F	0.5mm ² -1mm ²
INSUL	.100 [2.54mm]	0	1.4mm-2.1mm

QTY	REQD	PER	ASSY	WIRE STRIP LENGTH	TERM APPL SPEC	FEED	APPL INSTRUCTION	SET UP GAGE	LAYOUT	ITEM NO
2	2	2	-	C	3-354779-0		PIN, WIRE DISC (.3140)C			129
2	2	2	-	C	2-354779-2		PIN, WIRE DISC (.3100)B			128
2	2	2	-	C	1-354779-4		PIN, WIRE DISC (.3060)A			126
1	1	1	-	A	986950-1		WASHER, FLAT PRECISION			125
1	1	1	-	A	217238-1		DOCUMENTATION PACKAGE			124
1	1	1	-	-	4088040		SF APPL INST 408-8040			123
REF	REF	REF	-	A	1-21030-1		PIN, DOWEL (Ø.187x.50) LEVER			120
REF	REF	REF	-	A	1-21030-6		PIN, DOWEL (Ø.187x1.25) HOUSING			119
REF	REF	REF	-	A	21045-3		RING, RET "C" (Ø.187) FD FING PIN			118
1	1	1	-	A	21024-5		WASHER, LOCK (#10) ADJ BLK			117
REF	REF	REF	-	A	21024-5		WASHER, LOCK (#10) ADJ PLATE			116
REF	REF	REF	-	A	21024-5		WASHER, LOCK (#10) FEED GDE ROD			115
2	2	2	-	A	21024-2		WASHER, LOCK (#4) FRONT STP GUIDE			114
REF	REF	REF	-	A	5-21028-1		PIN, SLT SPR (Ø.125x.50) ADJ ROD			113
4	4	4	-	A	21024-4		WASHER, LOCK (#8) STRIPPER			111
REF	REF	REF	-	A	21899-4		WASHER, FLAT (Ø5/16) SCREW ADJ			110
1	1	1	-	A	21018-5		NUT, HEX (NO. 6) HOLDDOWN			109
REF	REF	REF	-	A	21018-5		NUT, HEX (6-32) FEED ADJ			107
1	1	1	-	A	992031-1		PIN, CLEVIS			104
1	1	1	-	A	21009-2		SCR, SKT SET (1/4-20x.25 LW) RAM			103
2	2	2	-	A	21017-2		SCR, DRIVE (#2x.19) ID PLATE			102
REF	REF	REF	-	A	6-23715-5		SCR, PAN HD (6-32x1.50) FEED ADJ			101
1	1	1	-	B	461264-1		PLATE, IDENTIFICATION			100
2	2	2	-	A	3-21002-0		SCR, BHC (10-32x.88) DRAG			99
1	1	1	-	A	22733-8		SCR, BHC (8-32x.38 LW) ANVIL			98
REF	REF	REF	-	A	2-21002-9		SCR, BHC (10-32x.75) CAP			97
REF	REF	REF	-	A	2-22733-8		SCR, BHC (1/4-20x.62) HOUSING			96
REF	REF	REF	-	A	2-21002-7		SCR, BHC (10-32x.50) 56 ADJ BLOCK			95
6	6	6	-	A	2-21002-2		SCR, BHC (8-32x.50) TERM H DWN			94
1	1	1	-	A	1-21002-7		SCR, BHC (6-32x.38) CAM			91
1	1	-	-	A	7-21000-9		SCR, SHC (4-40x.19) STRIPPER			89
2	2	2	-	A	2-21000-7		SCR, SHC (8-32x.48) DEP-HOLD			87
1	1	1	-	A	2-22603-0		SCR, HEX HD (8-32x.31) FEED FINGER			86
2	2	2	-	A	1-21000-3		SCR, SHC (4-40x.25) F ST GUIDE			85
1	1	1	-	A	2-21000-7		SCR, SHC (8-32x.50) STRIPPER			84
REF	REF	REF	-	A	3-21000-7		SCR, SHC (10-32x.75) FEED ROD GD			83
REF	REF	REF	-	A	3-21000-6		SCR, SHC (10-32x.62) FD ADJ BLK			82
1	1	1	-	A	3-21000-4		SCR, SHC (10-32x.38) 56 ADJ BL			81
REF	REF	REF	-	A	3-21000-4		SCR, SHC (10-32x.38) PIVOT BLK			80
-	REF	-	-	B	455749-1		GUARD, WINDOW			79
REF	-	-	-	B	679532-1		INSERT, GUARD			78
1	1	1	-	A	690603-1		SPRING, ASSIST			74
1	1	1	-	A	23030-1		SCR, SHC (6-32x.25 SL) INS DISC			73
REF	REF	REF	-	A	458109-1		WASHER, SPECIAL			72
REF	REF	REF	-	A	690517-1		SPACER			71

QTY	REQD	PER	ASSY	WIRE STRIP LENGTH	TERM APPL SPEC	FEED	APPL INSTRUCTION	SET UP GAGE	LAYOUT	ITEM NO
-21	-22	-23	U/M	DWG SIZE	PART NO		DESCRIPTION			ITEM NO
REF	REF	REF	-	B	22594-8		NUT, HEX (1/2-20)			70
REF	REF	REF	-	B	240628-1		PLATE, ADJUSTMENT			69
REF	REF	REF	-	B	240626-1		SHAFT, PIVOT			68
REF	REF	REF	-	B	240633-1		BUSHING			67
REF	REF	REF	-	A	455680-1		LEVER, INTERMEDIATE			66
REF	REF	REF	-	B	240629-1		BLOCK, PIVOT			65
REF	REF	REF	-	A	240632-2		SCREW, ADJ FEED ROD			64
REF	REF	REF	-	B	240659-3		PIN, CAM ROLLER			63
REF	REF	REF	-	B	240658-1		ROLLER, CAM			62
REF	REF	REF	-	B	454398-2		ROD, FEED			61
REF	REF	REF	-	A	454178-1		GUIDE, FEED ROD			60
REF	REF	REF	-	C	454220-1		CAP, RAM			59
REF	REF	REF	-	D	454485-1		HOUSING			58
1	1	1	-	B	690542-2		PAWL, FEED			56
REF	REF	REF	-	B	240624-1		PIN, FEED FINGER			55
REF	REF	REF	-	B	691499-1		SPRING, FEED FINGER			54
REF	REF	REF	-	B	690541-1		HOLDER, FEED FINGER			53
REF	REF	REF	-	A	455679-1		LEVER, TERMINAL FEED ARM			52
1	1	1	-	A	811242-2		BUMPER, HOLDDOWN			51
1	1	1	-	A	690753-1		SPACER, TONKER			50
1	-	-	-	B	690602-6		CAM, PRE-FEED 1 5/8 ST			49
-	1	-	-	B	690602-5		CAM, PRE-FEED 1 1/8 ST			48
-	-	1	-	B	690501-4		CAM, POST-FEED 1 5/8 ST			47
1	1	1	-	B	459456-1		APPLICATOR, BASIC (SUBASSY)			46
1	1	1	-	A	690191-1		PLUG, NYLON			45
1	1	1	-	C	455673-1		RAM			44
1	1	1	-	A	690125-1		WASHER, LAMINATED			43
1	1	1	-	A	690124-1		WASHER, RAM			42
1	1	1	-	A	7-21002-9		BOLT, CRIMPER (5/16x1.00)			41
1	1	1	-	A	23241-6		BALL, STEEL			40
1	1	1	-	A	690170-1		SPRING, COMPRESSION			39
1	1	1	-	C	690142-1		DISC, INSULATION			38
1	1	1	-	D	354777-1		WIRE DISC, PLASTIC			37
1	1	1	-	A	22480-5		WASHER, SPRING			36
1	1	1	-	B	690212-1		POST, RAM			35
1	1	1	-	B	2-690786-3		SUPPORT, TERMINAL			34
REF	REF	REF	-	D	455675-1		PLATE, BASE			33
REF	REF	REF	-	B	455689-1		BLOCK, STRIP GUIDE ADJ			30
1	1	1	-	C	318756-1		STRIP GUIDE PLATE ASSY			29
1	1	1	-	C	2-455888-1		SPACER, FRONT SHEAR DEP			28
2	2	2	-	A	1-22284-0		SPRING, DRAG			27
1	1	1	-	B	690546-1		LEVER, DRAG RELEASE			26
1	1	1	-	B	240792-1		DRAG, TERMINAL			25
1	1	1	-	D	7-690440-3		GUIDE, STRIP (REAR)			24
1	1	1	-	A	690438-1		GUIDE, STRIP (FRONT)			23
-	-	1	-	B	690472-2		STRIPPER			22
REF	REF	REF	-	A	4-22284-9		SPRING, FEED RETURN			21
1	1	-	-	A	679218-1		STRIPPER WIRE STOP ASSY			20
1	1	-	-	B	458949-1		STRIPPER			19
1	1	1	-	B	318563-1		GUARD, CHIP, FRONT			16
1	1	1	-	A	5-22280-0		SPRING, SHEAR			12
1	1	1	-	B	690461-1		STOP, SHEAR			11
1	1	1	-	C	690459-1		HOLDER, SHEAR (FRONT)			10
1	1	1	-	C	454276-1		SHEAR, FLOAT (FRONT)			9
1	1	1	-	C	4-189717-6		ANVIL			8
1	1	1	-	C	1-455889-4		DEPRESSOR, SHEAR (FRONT)			5
1	1	1	-	B	2-238011-2		SPACER, BLOCK CRIMPER			4
1	1	1	-	C	5-456135-2		CRIMPER, INSULATION			3
1	1	1	-	C	1-455888-0		SPACER, CRIMPER			2
1	1	1	-	C	1-456405-6		CRIMPER, WIRE			1



- 1 RECOMMENDED SPARE PARTS.
- 2 GREASE LIGHTLY.
- 3 GUARD MUST BE IN PLACE WHEN OPERATING APPLICATOR IN A BENCH MACHINE.
- 4 LUBRICATE DAILY USING NO. 20 MACHINE OIL.
- 5. ITEMS WITH QTY OF REF SPECIFIED (EXCEPT ITEMS 78 AND 79) ARE USED ON ITEM 46.
- 6 CUT TO LENGTH AT ASSY
- 8. SUBIDIARY USE ONLY & LOOSELY ASSEMBLED.

THIS DRAWING IS A CONTROLLED DOCUMENT FOR AMP INCORPORATED. IT IS SUBJECT TO CHANGE AND THE CONTROLLING ENGINEERING ORGANIZATION SHOULD BE CONTACTED FOR THE LATEST REVISION.

THIS INFORMATION IS CONFIDENTIAL AND IS DISCLOSED TO YOU ON CONDITION THAT NO FURTHER DISCLOSURE IS MADE BY YOU TO OTHER THAN AMP PERSONNEL WITHOUT WRITTEN AUTHORIZATION FROM AMP INCORPORATED, HARRISBURG, PA.

680229